

IDOL KeyView

Software Version 12.12

XML Export SDK C Programming Guide



Document Release Date: June 2022
Software Release Date: June 2022

Legal notices

© Copyright 1997-2022 Micro Focus or one of its affiliates.

The only warranties for products and services of Micro Focus and its affiliates and licensors (“Micro Focus”) are as may be set forth in the express warranty statements accompanying such products and services. Nothing herein should be construed as constituting an additional warranty. Micro Focus shall not be liable for technical or editorial errors or omissions contained herein. The information contained herein is subject to change without notice.

Documentation updates

The title page of this document contains the following identifying information:

- Software Version number, which indicates the software version.
- Document Release Date, which changes each time the document is updated.
- Software Release Date, which indicates the release date of this version of the software.

To check for updated documentation, visit <https://www.microfocus.com/support-and-services/documentation/>.

Support

Visit the [MySupport portal](#) to access contact information and details about the products, services, and support that Micro Focus offers.

This portal also provides customer self-solve capabilities. It gives you a fast and efficient way to access interactive technical support tools needed to manage your business. As a valued support customer, you can benefit by using the MySupport portal to:

- View information about all services that Support offers
- Submit and track service requests
- Contact customer support
- Search for knowledge documents of interest
- View software vulnerability alerts
- Enter into discussions with other software customers
- Download software patches
- Manage software licenses, downloads, and support contracts

Many areas of the portal require you to sign in. If you need an account, you can create one when prompted to sign in.

Contents

| | |
|--|----|
| Part I: Overview of XML Export | 13 |
| Chapter 1: Introducing XML Export | 14 |
| Overview | 14 |
| Features | 15 |
| Platforms, Compilers, and Dependencies | 15 |
| Supported Platforms | 16 |
| Supported Compilers | 16 |
| Software Dependencies | 17 |
| Windows Installation | 18 |
| UNIX Installation | 19 |
| Package Contents | 19 |
| License Information | 20 |
| Enable Advanced Document Readers | 20 |
| Pass License Information to KeyView | 21 |
| Directory Structure | 22 |
| Definition of Terms | 23 |
| Chapter 2: Getting Started | 25 |
| Architectural Overview | 25 |
| Enhance Performance | 27 |
| File Caching | 27 |
| Convert Files | 27 |
| Convert Files Out of Process | 28 |
| Configure Out-of-Process Conversions | 29 |
| Run Export Out of Process—Overview | 31 |
| Recommendations | 31 |
| Run Export Out of Process | 32 |
| Example—KVXMLStartOOPSession | 33 |
| Example—KVXMLEndOOPSession | 34 |
| Subfile Extraction | 34 |
| Convert Outlook Email without Using the Extraction API | 35 |
| Set Conversion Options | 35 |
| Set Conversion Options by Using the API | 35 |
| Explore Conversion Options with the Sample Programs | 36 |

| | |
|--|-----------|
| Templates | 36 |
| Use the C-Language Implementation of the API | 37 |
| Input/Output Operations | 38 |
| Convert Files | 38 |
| Multithreaded Conversions | 40 |
| Use the KeyView Document Type Definition (DTD) | 41 |
| Use XML Style Language Transformation (XSLT) | 41 |
| Add Elements and Attributes to the DTD | 41 |
| Move the DTD | 41 |
| | |
| Part II: Use the Export API | 42 |
| | |
| Chapter 3: Use the File Extraction API | 43 |
| Introduction | 43 |
| Extract Subfiles | 44 |
| Sanitize Absolute Paths | 45 |
| Extract Images | 46 |
| Recreate a File's Hierarchy | 46 |
| Create a Root Node | 47 |
| Recreate a File's Hierarchy—Example | 47 |
| Extract Mail Metadata | 48 |
| Default Metadata Set | 48 |
| Extract the Default Metadata Set | 49 |
| Extract All Metadata | 49 |
| Microsoft Outlook (MSG) Metadata | 49 |
| Extract MSG-Specific Metadata | 51 |
| Microsoft Outlook Express (EML) and Mailbox (MBX) Metadata | 51 |
| Extract EML- or MBX-Specific Metadata | 52 |
| Lotus Notes Database (NSF) Metadata | 52 |
| Extract NSF-Specific Metadata | 52 |
| Microsoft Personal Folders File (PST) Metadata | 53 |
| MAPI Properties | 53 |
| Extract PST-Specific Metadata | 54 |
| Exclude Metadata from the Extracted Text File | 55 |
| Extract Subfiles from Outlook Files | 55 |
| Extract Subfiles from Outlook Express Files | 55 |
| Extract Subfiles from Mailbox Files | 55 |
| Extract Subfiles from Outlook Personal Folders Files | 56 |
| Choose the Reader to use for PST Files | 56 |

| | |
|---|--------|
| MAPI Attachment Methods | 58 |
| Open Secured PST Files | 58 |
| Detect PST Files While the Outlook Client is Running | 59 |
| Extract Subfiles from Lotus Domino XML Language Files | 59 |
| Extract .DXL Files to HTML | 60 |
| Extract Subfiles from Lotus Notes Database Files | 60 |
| System Requirements | 61 |
| Installation and Configuration | 61 |
| Windows | 61 |
| Linux | 61 |
| AIX 5.x | 62 |
| Open Secured NSF Files | 62 |
| Format Note Subfiles | 62 |
| Extract Subfiles from PDF Files | 62 |
| Improve Performance for PDFs with Many Small Images | 63 |
| Extract Embedded OLE Objects | 63 |
| Extract Subfiles from ZIP Files | 64 |
| Default File Names for Extracted Subfiles | 64 |
| Default File Name for Mail Formats | 64 |
| Default File Name for Embedded OLE Objects | 65 |
| Chapter 4: Use the XML Export API | 66 |
| Extract Metadata | 66 |
| Extract Metadata by Using the API | 67 |
| Use the C API | 67 |
| Extract Metadata by Using a Template File | 67 |
| Examples | 68 |
| \$SUMMARYNN | 68 |
| \$SUMMARY | 68 |
| \$USERSUMMARY | 69 |
| Extract File Format Information | 69 |
| Use the C API | 69 |
| Convert Character Sets | 69 |
| Determine the Character Set of the Output Text | 70 |
| Guidelines for Character Set Conversion | 70 |
| Examples of Character Set Conversion | 71 |
| Document Character Set Can be Determined | 71 |
| Document Character Set Cannot be Determined | 72 |
| Set the Character Set During Conversion | 72 |
| Set the Character Set During File Extraction from a Container | 73 |

| | |
|--|----|
| Map Styles | 73 |
| Use the C API | 74 |
| Use a Template file | 74 |
| Use Style Sheets | 76 |
| Use Extensible Style Sheet Language (XSL) | 76 |
| Use Cascading Style Sheets (CSS) | 77 |
| Display Vector Graphics on UNIX and Linux | 77 |
| Convert Revision Tracking Information | 78 |
| Convert Text Box Information | 79 |
| Convert PDF Files | 80 |
| Convert PDF Files to a Logical Reading Order | 80 |
| Logical Reading Order and Paragraph Direction | 80 |
| Enable Logical Reading Order | 81 |
| Use the C API | 81 |
| Use the formats_e.ini File | 82 |
| Control Hyphenation | 83 |
| Extract Custom Metadata from PDF Files | 84 |
| Configure the Size of Exported Images | 84 |
| Convert Spreadsheet Files | 85 |
| Convert Hidden Text in Microsoft Excel Files | 85 |
| Convert Headers and Footers in Microsoft Excel 2003 Files | 86 |
| Specify Date and Time Format on UNIX Systems | 86 |
| Convert Very Large Numbers in Spreadsheet Cells to Precision Numbers | 86 |
| Extract Microsoft Excel Formulas | 87 |
| Set Minimum Image Size | 87 |
| Convert Presentation Files | 88 |
| Convert Presentation Files to Raster Images | 88 |
| Convert Presentation Files to a Logical Reading Order | 88 |
| Mitigate Text Wrapping | 89 |
| Convert XML Files | 89 |
| Configure Element Extraction for XML Documents | 89 |
| Modify Element Extraction Settings | 90 |
| Use the C API | 90 |
| Modify Element Extraction Settings in the kvxconfig.ini File | 91 |
| Specify an Element's Namespace and Attribute | 92 |
| Add Configuration Settings for Custom XML Document Types | 93 |
| Show Hidden Data | 94 |
| Hidden Data in Microsoft Documents | 94 |
| Toggle Word Comment Settings in the formats_e.ini File | 95 |
| Toggle PowerPoint Slide Note Settings in the formats_e.ini File | 95 |

| | |
|--|------------|
| Exclude Japanese Guide Text | 96 |
| Obtain Image Info | 96 |
| Example | 96 |
| Source Code Identification | 97 |
| Configure the Proxy for RMS | 98 |
| Chapter 5: Sample Programs | 99 |
| Introduction | 99 |
| tstextract | 100 |
| cnv2xml | 101 |
| cnv2xmloop | 102 |
| metadata | 103 |
| xmllini | 103 |
| Use Style Sheets with xmllini | 104 |
| xmlcallback | 105 |
| | |
| Part III: C API Reference | 106 |
| | |
| Chapter 6: File Extraction API Functions | 107 |
| KVGetExtractInterface() | 107 |
| fpCloseFile() | 108 |
| fpCloseSubFile() | 109 |
| fpExtractSubFile() | 109 |
| fpFreeStruct() | 111 |
| fpGetExtractInfo() | 112 |
| fpGetExtractStatus() | 112 |
| fpGetMainFileInfo() | 113 |
| fpGetSubFileInfo() | 114 |
| fpGetSubFileMetaData() | 115 |
| fpOpenFile() | 117 |
| fpOpenSubFile() | 118 |
| | |
| Chapter 7: File Extraction API Structures | 121 |
| KVCredential | 121 |
| KVCredentialComponent | 122 |
| KVExtractInterface | 122 |
| KVExtractSubFileArg | 123 |
| KVGetSubFileMetaArg | 126 |
| KVMainFileInfo | 127 |

| | |
|--|------------|
| KVMetadataElem | 128 |
| KVMetaName | 129 |
| KVOpenFileArg | 130 |
| KVOutputStream | 131 |
| KVSubFileExtractInfo | 132 |
| KVSubFileInfo | 133 |
| KVSubFileMetaData | 136 |
| Chapter 8: XML Export API Functions | 137 |
| KVXMLGetInterface() | 138 |
| KVXMLGetInterfaceEx() | 138 |
| fpConfigureRMS() | 139 |
| fpConvertStream() | 141 |
| fpFileToInputStreamCreate() | 143 |
| fpFileToInputStreamFree() | 144 |
| fpFileToOutputStreamCreate() | 145 |
| fpFileToOutputStreamFree() | 146 |
| fpFreeImageInfos() | 147 |
| fpGetAnchor() | 148 |
| fpGetConvertFileList() | 149 |
| fpGetKvErrorCode | 150 |
| fpGetKvErrorCodeEx | 150 |
| fpGetOutputImageCount() | 151 |
| fpGetOutputImageInfo() | 152 |
| fpGetOutputImageInfos() | 152 |
| fpGetStreamInfo() | 153 |
| fpGetSummaryInfo() | 154 |
| fpInit() | 155 |
| fpInitWithLicenseData() | 157 |
| fpSetStyleMapping() | 159 |
| fpShutDown() | 160 |
| fpValidateTemplate() | 161 |
| KVXMLConfig() | 161 |
| Configuration Flags | 163 |
| Examples | 166 |
| KVXMLConvertFile() | 169 |
| KVXMLEndOOPSession() | 171 |
| KVXMLSetStyleSheet() | 173 |
| KVXMLStartOOPSession() | 175 |
| Discussion | 176 |

| | |
|---|------------|
| Example | 177 |
| Chapter 9: XML Export API Callback Functions | 179 |
| Introduction | 179 |
| Continue() | 179 |
| GetAnchor() | 180 |
| GetAuxOutput() | 182 |
| UserCB() | 183 |
| Chapter 10: XML Export API Structures | 185 |
| ADDOCINFO | 185 |
| KVInputStream | 186 |
| KVMemoryStream | 187 |
| KVOutputStream | 187 |
| KVRMSCredentials | 188 |
| KVSTR | 189 |
| KVStreamInfo | 189 |
| KVStructHead | 190 |
| KVStyle | 191 |
| KVSumInfoElemEx | 192 |
| KVSummaryInfoEx | 193 |
| KVXConfigInfo | 193 |
| KVXMLCallbacks | 195 |
| KVXMLHeadingInfo | 196 |
| KVXMLImageInfo | 198 |
| KVXMLInterface | 198 |
| KVXMLInterfaceEx | 200 |
| KVXMLOptions | 202 |
| Set the Resolution of Presentations and Vector Graphics | 210 |
| KVXMLTemplate | 211 |
| KVXMLTOCOptions | 214 |
| Chapter 11: Enumerated Types | 216 |
| Introduction | 216 |
| Programming Guidelines | 217 |
| ENDocAttributes | 217 |
| ENSATableBorder | 218 |
| KVCredKeyType | 219 |
| KVErrorCode | 219 |
| KVErrorCodeEx | 221 |

| | |
|--|------------|
| KVXMLStyleSheetType | 224 |
| KVXMLAnchorType | 225 |
| KVXMLGraphicType | 226 |
| KVHeadingCreateOptions | 227 |
| KVXMLEmptyParaType | 228 |
| Definition | 228 |
| Enumerators | 228 |
| KVXMLHardPageBreakType | 229 |
| Definition | 229 |
| Enumerators | 229 |
| KVMetadataType | 229 |
| KVMetaNameType | 231 |
| KVSumInfoType | 231 |
| KVSumType | 232 |
| LPDF_DIRECTION | 236 |
| | |
| Part IV: Appendixes | 237 |
| | |
| Appendix A: Supported Formats | 238 |
| Key to Supported Formats Table | 238 |
| Supported Formats | 240 |
| File Classes | 306 |
| | |
| Appendix B: Document Readers | 308 |
| Key to Document Readers Table | 308 |
| Document Readers | 310 |
| | |
| Appendix C: Platform Differences | 338 |
| Feature Differences | 339 |
| Reader Differences | 340 |
| | |
| Appendix D: Character Sets | 342 |
| Multibyte and Bidirectional Support | 342 |
| Coded Character Sets | 350 |
| | |
| Appendix E: Extract and Format Lotus Notes Subfiles | 356 |
| Overview | 356 |
| Customize XML Templates | 356 |
| Use Demo Templates | 357 |

| | |
|--|------------|
| Use Old Templates | 357 |
| Disable XML Templates | 357 |
| Template Elements and Attributes | 358 |
| Conditional Elements | 358 |
| Control Elements | 359 |
| Data Elements | 360 |
| Date and Time Formats | 363 |
| Lotus Notes Date and Time Formats | 363 |
| KeyView Date and Time Formats | 364 |
| Appendix F: Export Tokens | 369 |
| Appendix G: File Format Detection | 372 |
| Introduction | 372 |
| Extract Format Information | 372 |
| Determine Format Support | 372 |
| Refine Detection of Text Files | 373 |
| Change the Amount of File Data to Read | 373 |
| Change the Percentage of Allowed Non-ASCII Characters | 374 |
| Use the File Extension for Detection | 374 |
| Allow Consecutive NULL Bytes in a Text File | 374 |
| Translate Format Information | 375 |
| Distinguish Between Formats | 375 |
| Determine a Document Reader | 376 |
| Additional Format Information | 376 |
| Appendix H: Files Required for Redistribution | 377 |
| Core Files | 377 |
| Support Files | 378 |
| Document Readers and Writers | 380 |
| Document Type Definition Files | 387 |
| Appendix I: Password Protected Files | 388 |
| Supported Password Protected File Types | 388 |
| Open Password Protected Container Files | 389 |
| Export Password Protected Files | 389 |
| Appendix J: Microsoft Rights Management Service Protected Files | 391 |
| Microsoft Azure Rights Management Service | 391 |

| | |
|--------------------------------------|-----|
| RMS Credentials | 392 |
| Supported Formats | 392 |
| Microsoft Office Files | 392 |
| Implemented as pFile | 393 |
| PDF Files | 395 |
| Restricted Permission Messages | 396 |
| | |
| Send documentation feedback | 397 |

Part I: Overview of XML Export

This section provides an overview of the Micro Focus IDOL KeyView Export SDK and describes how to use the C implementation of the API.

- [Introducing XML Export](#)
- [Getting Started](#)

Chapter 1: Introducing XML Export

This guide is for developers who want to incorporate Micro Focus KeyView XML conversion technology into their applications using a C development environment. It is intended for readers who are familiar with XML and C.

| | |
|--|----|
| • Overview | 14 |
| • Features | 15 |
| • Platforms, Compilers, and Dependencies | 15 |
| • Windows Installation | 18 |
| • UNIX Installation | 19 |
| • Package Contents | 19 |
| • License Information | 20 |
| • Directory Structure | 22 |
| • Definition of Terms | 23 |

Overview

XML Export is part of the KeyView Export SDK. It enables you to convert virtually any document, spreadsheet, presentation, or graphic into well-formed, valid XML which is validated against a predefined Document Type Definition (DTD). With XML Export, you control the content, structure, and format of the XML output using either easily customized templates, or the flexible and robust APIs.

The main purpose of XML Export is to apply an XML vocabulary to the data structures in a document so that content and metadata can be indexed and subsequently searched in context.

Data structures in a source document can be:

- metadata (title, author, subject, and so on)
- document components (headers, footers, footnotes, endnotes, captions, bookmarks, and so on)
- tagged text (chapters, sections, bulleted lists, and so on)
- table components (sheet names, rows, columns, cell ranges, and so on)
- presentation components (notes, slide titles, slide descriptions, and so on)

Although viewing is not the main purpose of XML Export, Extensible Stylesheet Language (XSL) style sheets or Cascading Style Sheets (CSS) can be used to display the XML data.

The Export SDK is part of the KeyView suite of products. KeyView provides high-speed text extraction, conversion to web-ready HTML and well-formed XML, and high-fidelity document viewing.

Features

- Dynamically convert word processing, spreadsheet, presentation, and graphics files into well-formed, valid, and 1.0-compliant XML. The XML output is validated against a predefined DTD named the "Verity.dtd".
- Export supports over 300 formats in 70 languages.
- Convert files either in-process or out of process. Out-of-process conversion ensures the stability and robustness of the calling application if a corrupt document causes an exception or causes the conversion process to fail.
- You can extract files embedded within files by using the File Extraction API, and then convert them by using the Export API.
- Use redirected input/output. You can provide an input stream that is not restricted to file system access.
- Export automatically recognizes the file format being converted and uses the appropriate reader. Your application does not need to rely on file name extensions to determine the file format.
- Create heading levels in the output file either by using the structure in the source document or by allowing Export to automatically generate a structure based on document properties, such as font or font attributes.
- Use callbacks to control aspects of the conversion process, such as file naming and the insertion of scripts.
- Insert predefined XML markup at specific points in the output stream.
- Apply XSL or Cascading Style Sheets (CSS) to improve the fidelity of the output.
- Map paragraph and character styles in word processing documents to any markup that you specify in the output.
- Control the resolution of rasterized vector graphics to optimize storage requirements or image quality.
- Select the target format for converted graphics, including GIF, JPEG, CGM, PNG, WMF, and SVG on Windows, and JPEG and SVG on Unix and Linux.

Platforms, Compilers, and Dependencies

This section lists the supported platforms, supported compilers, and software dependencies for the KeyView software.

Supported Platforms

The C XML Export SDK is supported on the following platforms.

- CentOS 7 x86, x64, and AArch64
- IBM AIX L6.1 PowerPC 32-bit and 64-bit
- IBM AIX L7.1 PowerPC 32-bit and 64-bit
- macOS 10.13 or later on 64-bit Apple-Intel architecture
- macOS 11 or later on Apple M1.
- Microsoft Windows Server 2012 x64
- Microsoft Windows Server 2016 x64
- Microsoft Windows Server 2019 x64
- Microsoft Windows 8 x86 and x64
- Microsoft Windows 10 x64
- Oracle Solaris 10 SPARC
- Oracle Solaris 10 x86 and x64
- Red Hat Enterprise Linux 7 x64
- Red Hat Enterprise Linux 8 x64
- SuSE Linux Enterprise Server 12 x64
- SuSE Linux Enterprise Server 15 x64

Supported Compilers

The following table lists the supported compilers for the C XML Export SDK.

| Platform | Architecture | Compiler Name | Compiler Version |
|-------------------|--------------|---------------|---|
| Microsoft Windows | x86 | cl | Microsoft 32-bit C/C++ Optimizing Compiler for x86 Version 17 (Visual Studio 2012) to Version 19 (Visual Studio 2019) |
| Microsoft Windows | x64 | cl | Microsoft C/C++ Optimizing Compiler for x64 Version 17 (Visual Studio 2012) to Version 19 (Visual Studio 2019). |
| Linux | x86 | gcc / g++ | 4.1.0 to 10 |
| Linux | x64 | gcc / g++ | 4.1.0 to 10 |
| Linux | AArch64 | gcc / g++ | 4.8.1 to 10 |

| Platform | Architecture | Compiler Name | Compiler Version |
|----------|--------------------|---------------|--|
| Solaris | x86 64-bit | Sun Studio 12 | Sun C 5.9 SunOS_i386 Patch 124868-01 2007/07/12 |
| Solaris | SPARC 64-bit | Sun Studio 11 | Sun C 5.8 Patch 121015-06 2007/10/03 |
| IBM AIX | Power | xIC_r / cc_r | IBM XL C/C++ Enterprise Edition V8.0 |
| macOS | Apple-Intel 64-bit | LLVM | Apple LLVM 5.1 (clang-503.0.40) (based on LLVM 3.4svn) to Apple LLVM 10.0.0 (clang-1000.11.45.5) |
| macOS | Apple M1 | LLVM | Apple LLVM 12.0.0 (clang 1200.0.32.28). |

Software Dependencies

To run KeyView on Windows requires the Microsoft Visual C++ 2019 redistributables to be installed. The redistributables are provided in the `vcredist` folder of the KeyView SDK but you can [download the latest installers from Microsoft](#) to get the latest security, reliability, and performance improvements.

To run KeyView OCR and RMS decryption on 64-bit Linux requires `libstdc++.so.6` and `libgcc_s.so.1` from GCC 5.4. For your convenience, these are provided in the `bin` folder of your KeyView installation.

NOTE: If you are running KeyView out-of-process then the `servant` and `WK00P.exe` executables must be able to link to `libstdc++.so.6` and `libgcc_s.so.1`.

- If these are installed in a system folder, like `/lib64`, KeyView will find them automatically.
- If you prefer you can add the path of the folder containing these libraries to the environment variable `LD_LIBRARY_PATH`.

If you are running KeyView in-process:

- If your application is already linking to `libgcc_s` and `libstdc++` from GCC 5.4 or later, KeyView will use them as well and no further action is needed.
- If your application is linking to earlier versions of `libgcc_s` and `libstdc++`, Micro Focus recommends that you upgrade those binaries to those from GCC 5.4 or later.
- If your application is not linking to `libgcc_s` and `libstdc++` you must ensure those binaries are available in the same way as described in the instructions, above, for running KeyView out-of-process.

If older versions of `libgcc_s` and `libstdc++` are provided (but at least those from GCC 4.8) then most features will continue to work, but PDF Export, Optical Character Recognition, and RMS Decryption will not.

Some KeyView components require specific third-party software:

- Java Runtime Environment (JRE) or Java Development Kit (JDK) version 7 to 17 is required for the Filter and Export Java APIs and for graphics conversion in the Export SDK.
- Outlook 2002 or later is required to process Microsoft Outlook Personal Folders (PST) files using the MAPI-based reader (pstsr). The native PST readers (pstxsr and pstnsr) do not require Outlook.

NOTE: You must install an edition of Microsoft Outlook (32-bit or 64-bit) that matches the KeyView software. For example, if you use 32-bit KeyView, install 32-bit Outlook. If you use 64-bit KeyView, install 64-bit Outlook.

If the editions do not match, KeyView returns Error 32: KVErrror_PSTAccessFailed and an error message from Microsoft Office Outlook is displayed: Either there is a no default mail client or the current mail client cannot fulfill the messaging request. Please run Microsoft Outlook and set it as the default mail client.

- Lotus Notes or Lotus Domino is required for Lotus Notes database (NSF) file processing. The minimum requirement is 6.5.1, but version 8.5 is recommended.

Windows Installation

To install the SDK on Windows, use the following procedure.

To install the SDK

1. Run the installation program, `KeyViewProductNameSDK_VersionNumber_OS.exe`, where *ProductName* is the name of the product, *VersionNumber* is the product version number, and *OS* is the operating system.

For example:

`KeyViewExportSDK_12.12_Windows_X86_64.exe`


The installation wizard opens.

2. Read the instructions and click **Next**.

The License Agreement page opens.

3. Read the agreement. If you agree to the terms, click **I accept the agreement**, and then click **Next**.

The Installation Directory page opens.

4. Select the directory in which to install the SDK. To specify a directory other than the default, click , and then specify another directory. After choosing where to install the SDK, click **Next**.

The Pre-Installation Summary opens.

5. Review the settings, and then click **Next**.

The SDK is installed.

6. Click **Finish**.

UNIX Installation

To install the SDK, use one of the following procedures.

To install the SDK from the graphical interface

- Run the installation program and follow the on-screen instructions.

To install the SDK from the console

1. Run the installation program from the console as follows:

```
./KeyViewExportSDK_VersionNumber_Platform.exe --mode text
```

where:

VersionNumber is the product version.

Platform is the name of the platform.

2. Read the welcome message and instructions and press `Enter`.

The first page of the license agreement is displayed.

3. Read the license information, pressing `Enter` to continue through the text. After you finish reading the text, and if you accept the agreement, type `Y` and press `Enter`.

You are asked to choose an installation folder.

4. Type an absolute path or press `Enter` to accept the default location.

The Pre-Installation summary is displayed.

5. If you are satisfied with the information displayed in the summary, press `Enter`.

The SDK is installed.

Package Contents

The Export installation contains:

- Libraries and executable files necessary for converting source documents into high-quality, well-formed XML (see [Files Required for Redistribution, on page 377](#)).

- The include files that define the functions and structures used by the application to establish an interface with Export (see the `include` directory for XML Export).
- The Java API implemented in the `com.verity.api.export` package contained in the `KeyView.jar` file.
- Several sample programs that demonstrate Export's functionality.
- Sample images that can be used as navigation buttons and background textures in your output.
- Template files that enable you to set conversion options without modifying at the API level. They can be used to generate a wide range of output, from highly-stylized user-defined XML to stripped-down, text-only output suitable for use with an indexing engine.
- The predefined DTD, `Verity.dtd`, used to validate all XML output.
- Sample style sheets: `wp.xml` (for word processing documents), `ss.xml` (for spreadsheets), and `pg.xml` (for presentation graphics).

License Information

Your license key controls whether you have the full version of the KeyView SDK, or a trial version. It also determines whether the following advanced features are enabled:

- Advanced character set detection with the character set detection library (`kvlangdetect`).
- Advanced document readers:
 - Microsoft Outlook Personal Folders (PST) readers (`pstsr`, `pstnsr`, and `pstxsr`)
 - Lotus Notes database (NSF) reader (`nsfsr`)
 - Mailbox (MBX) reader (`mbxsr`)
- Processing of documents protected by Microsoft RMS encryption.

If you obtain a new license key from Micro Focus, you must update the licensing information that you pass to KeyView. See [Pass License Information to KeyView](#).

Enable Advanced Document Readers

To enable advanced readers, you must obtain an appropriate license key from Micro Focus and pass the license key to KeyView as described in [Pass License Information to KeyView](#).

If you are enabling the MBX reader in an existing installation of Export, in addition to updating the license key, change the parameter `208=em1` to `208=mbx` in the `formats_e.ini` file.

Pass License Information to KeyView

To provide license information to KeyView, do one of the following:

- Provide the license information through the API. Micro Focus recommends using this approach.
- Provide the license information as a text file named `kv.lic`. In earlier versions of KeyView, license information had to be stored in a file and included in the `bin` folder with the KeyView libraries. The ability to provide license information as a file has been deprecated and might be removed in future. You should no longer include license information in your application as a file. Micro Focus recommends that you pass license information to KeyView through the API instead.

If you have an evaluation version of KeyView and purchase a full version of the SDK, or you are adding a document reader (for example, the PST reader), you must update the license information that you pass to KeyView.

To provide license information through the API

- In the C API, provide license information when you initialize KeyView by calling `fpInitWithLicenseData()`.
- In the Java API, provide license information to KeyView when you instantiate the `Xmlexport` object.

To provide license information as a file

1. Open or create the license key file, `kv.lic`, in a text editor. The file must be saved in the same directory as the KeyView libraries, and must contain your organization name and license key.

```
COMPANY NAME  
XXXXXXXX-XXXXXXXX-XXXXXXXX-XXXXXXXX
```

2. Replace the text `COMPANY NAME` with the company name that appears at the top of the License Key Sheet provided by Micro Focus. Enter the text exactly as it appears in the document.
3. Replace the characters `XXXXXXXX-XXXXXXXX-XXXXXXXX-XXXXXXXX` with the appropriate license key from the License Key Sheet provided by Micro Focus. The license key is listed in the **Key** column in the **Standalone Products** table. The key is a string that contains 31 characters, for example, `2TQD22D-2M6FV66-2KPF23S-2GEM5AB`. Enter the characters exactly as they appear in the document, including the dashes, but do not include a leading or trailing space.
4. The finished `kv.lic` file looks similar to the following:

```
Autonomy  
24QD22D-2M6FV66-2KPF23S-2G8M59B
```

5. Save the file.

Directory Structure

The following table describes the directories created during the XML Export installation. The variable *install* is the path name of the Export installation directory (for example, */usr/autonomy/KeyviewExportSDK* on UNIX, or *C:\Program Files\Autonomy\KeyviewExportSDK* on Windows). On UNIX, the XML Export directory is named */xmlxpt*.

The variable *OS* is the operating system for which the SDK is installed. For example, the *bin* directory on a standard 32-bit Windows installation would be located at *C:\Program Files\Autonomy\KeyviewExportSDK\WINDOWS\bin*.

XML Export Installed Directory Structure

| Directory | Contents |
|---|---|
| <i>install\OS\bin</i> | Contains the libraries, executables for the sample programs, the Java program (<i>kvraster.class</i>), the Java applet (<i>kvvector.jar</i>), the format detection file, <i>formats_e.ini</i> , the license key file (<i>kv.lic</i>), and a number of other supporting files. |
| <i>install\javaapi\ini</i> | Contains the template files used with the Java API. |
| <i>install\javaapi\javadoc</i> | Contains the Javadoc for the Java API. |
| <i>install\javaapi\sample</i> | Contains the source files and sample programs for the Java API. |
| <i>install\testdocs</i> | Contains sample word processing, spreadsheet, and presentation graphics files that can be used to test XML Export's options. You might also find this directory useful when testing your own applications. |
| <i>install\XML Export\guide</i> | Contains the <i>XML Export C Programming Guide</i> and <i>XML Export Java Programming Guide</i> in HTML and PDF format. |
| <i>install\XML Export\include</i> | Contains the header files (<i>adinfo.h</i> , <i>kvxml.h</i> , <i>kvcharset.h</i> , <i>kverrorcodes.h</i> , and <i>kvtypes.h</i>) for the C API. |
| <i>install\XML Export\programs\cnv2xml</i> | Contains the C source code files for a sample program that creates a single XML file. The executable for this sample program is in the <i>bin</i> directory. |
| <i>install\XML Export\programs\cnv2xmloop</i> | Contains the C source code for a sample program that creates a single XML file out of process. |
| <i>install\XML Export\programs\ini</i> | Contains the template files used to set the conversion options in the C API. |
| <i>install\XML Export\programs\metadata</i> | Contains the C source code and supporting files for a sample program that creates a valid XML file containing only the document's metadata. |

XML Export Installed Directory Structure, continued

| Directory | Contents |
|---|--|
| <i>instal</i> \XML Export\programs\pdfini | Contains the template file used to extract custom metadata from PDF documents. |
| <i>instal</i> \XML Export\programs\tempout | The default output directory for converted files. Contains the KeyView DTD, sample style sheets, and character entity files. These files are required for viewing the converted XML files. |
| <i>instal</i> \XML Export\programs\ststextract | Contains the C source code and supporting files for a sample program that demonstrates the File Extraction interface. |
| <i>instal</i> \XML Export\programs\xmlcallback | Contains the C source code and supporting files for a sample program that demonstrates how user callbacks can dynamically shape the XML conversion. |
| <i>instal</i> \XML Export\programs\xmlini | Contains the C source code and supporting files for a sample program that uses template files to set the conversion options. |
| <i>instal</i> \XML Export\rel_ notes | Contains the <i>XML Export Release Notes</i> in HTML and PDF format. |

Definition of Terms

The following are specialized terms used throughout the guide.

| | |
|----------------------|--|
| anchor | XML markup that defines both anchors and hyperlinks. An anchor is a named place in a document to which other documents can form a link. Anchors use the XML anchor tags (<a xmlns:xlink= xlink href=>) to facilitate navigation within a document. The major browsers do not currently support linking in XML documents. |
| block | All source document content (including subheadings) associated with Heading Level 1. Export identifies and/or generates blocks from the input stream for the implementation of the your XML markup. |
| block chunk or chunk | All source document content associated with Heading Levels 2 through 6. Chunks are subdivisions of blocks. You can supply specific XML markup for the different levels of block chunks. |
| callback | A function optionally supplied by your application and called from the Export API. For example, callbacks allow your application to monitor the progress of the conversion process dynamically. |
| stream | Transmission of a file's content between memory and disk in a continuous flow. |

| | |
|-------|--|
| token | The vehicle for conveying specific types of information to and from the API during the conversion process. Tokens are placeholders for markup that appears in the output. See Export Tokens, on page 369 . |
|-------|--|

Chapter 2: Getting Started

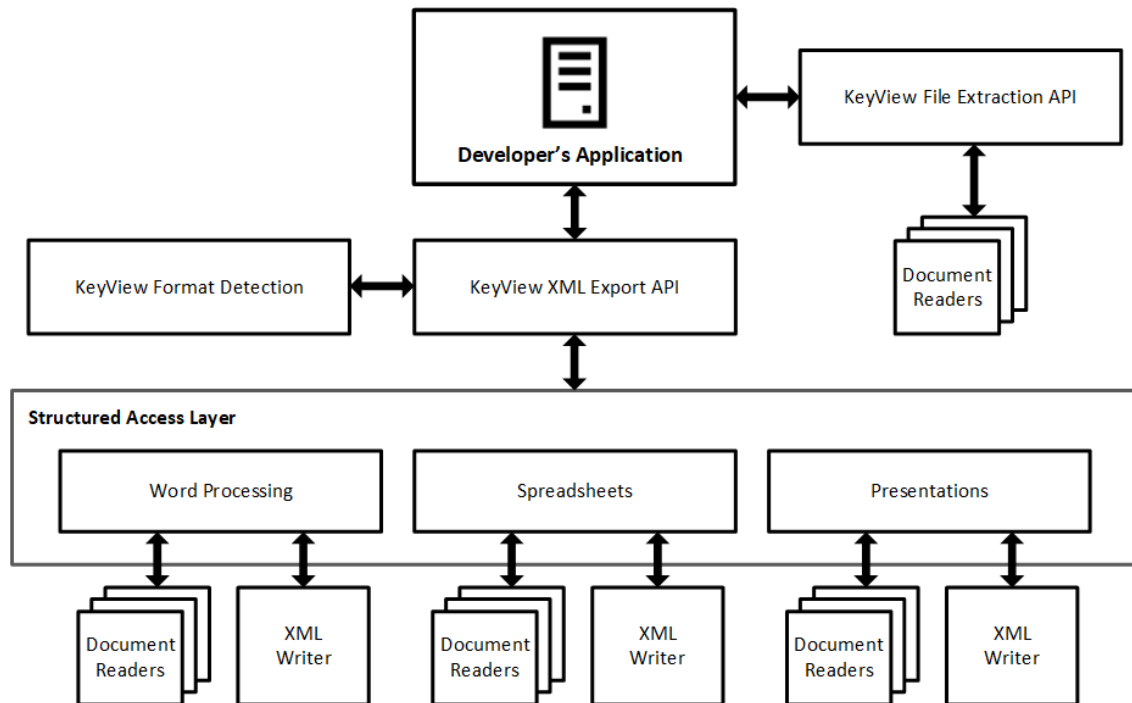
This section provides an overview of the XML Export SDK and describes how to use the C implementations of the API.

- [Architectural Overview](#) 25
- [Enhance Performance](#) 27
- [Convert Files](#) 27
- [Convert Files Out of Process](#) 28
- [Subfile Extraction](#) 34
- [Set Conversion Options](#) 35
- [Use the C-Language Implementation of the API](#) 37
- [Use the KeyView Document Type Definition \(DTD\)](#) 41

Architectural Overview

The general architecture of the KeyView XML conversion technology is the same across all supported platforms and is illustrated in the following diagram:

XML Export Architecture



Each component is described in the following table.

Architectural Components

| Component | Description |
|-------------------------|---|
| Developer's Application | The developer's application interfaces directly with the XML Export API through either a C or Java implementation. |
| File Extraction API | The File Extraction API opens a file and extracts the file's subfiles so that the subfiles are available for conversion. See Use the File Extraction API, on page 43 . |
| XML Export API | The XML Export API exposes the functionality of XML Export and controls all other XML Export modules during the conversion process. |
| Format Detection Module | The format detection module determines the file type of the source file, which enables the XML Export interface to load the appropriate structured access layer module and document reader. See File Format Detection, on page 372 . |
| Structured Access Layer | The structured access layer contains three modules: one for word processing, one for spreadsheets, and one for presentations and graphics. Information from the format detection module determines which access layer module operates at this stage of the conversion. The structured access layer performs the following: <ol style="list-style-type: none"> 1. Loads the appropriate document reader. 2. Processes the data stream from the document reader. 3. Determines table of contents entries. 4. Sends the stream to the appropriate XML writer. 5. Accepts the XML stream from the XML writer. 6. Generates the XML output file with a table of contents, metadata, and the document's contents, and sends it to the XML Export interface. |
| Document Reader | Each document reader reads a specific file format and sends a text stream of the document to the structured access layer. Word processing readers return a <i>token stream</i> to the structured access layer. A token stream contains the document contents and messages (tokens) that precede the content and identify the type of information that follows them. Each reader is loaded as required by the structured access layer. See Document Readers and Writers, on page 380 for a complete list of document readers. |
| HTML Writers | Each XML writer accepts a text stream or token stream from the structured access layer and generates an equivalent XML stream that is sent back to the structured access layer. The structured access layer then generates the output file. See Document Readers and Writers, on page 380 for a list of format writers. |

Enhance Performance

KeyView is designed for optimal performance out of the box. However, there are some parameters that you can adjust to improve performance specifically for your system.

File Caching

To reduce the frequency of I/O operations, and consequently improve performance, the KeyView readers load file data into memory. The readers then read the data from the cache rather than the physical disk. You can configure the amount of memory used for file caching through the `formats_e.ini` file. Generally, when you increase the memory, performance improves.

By default, KeyView uses a maximum of 1 MB of memory for each thread, assuming a thread contains only one instance of `pContext` that is returned from the session initialization (`fplnit()` or `fplnitWithLicenseData()`). If the file data is larger than 1 MB, up to 1 MB of data is cached and the data beyond 1 MB is read from disk. The minimum amount of memory that can be used for file caching is 64 KB.

To determine a reasonable value, divide the maximum amount of memory you want KeyView to use for file caching by the total number of threads. For example, if you want KeyView to use a maximum of 50 MB of memory and have 10 threads, set the value to 5 MB.

To modify the memory allocated for file caching, change the value for the following parameter in the `[DiskCache]` section of the `formats_e.ini` file:

```
DiskCacheSize=1024
```

The value is in kilobytes. If this parameter is not set or is set to 0 (zero), the minimum value of 64 KB is used.

The `formats_e.ini` file is in the directory `install\OS\bin`, where `install` is the path name of the Export installation directory and `OS` is the name of the operating system.

Convert Files

KeyView Export SDK enables you to *convert* many different types of documents to XML. Converting is the process of extracting the text from a document without the application-specific markup, and applying XML markup. The conversion process can also include the following:

- Extracting subfiles to expose all subfiles for conversion. See [Subfile Extraction, on page 34](#).
- Setting conversion options to determine the content, structure, and appearance of the XML output. See [Set Conversion Options, on page 35](#).
- Extracting the file's format to detect a file's format, and report the information to the API, which in turn reports the information to the developer's application. See [Extract File Format Information, on page 69](#).
- Extracting metadata (document properties) from a file. See [Extract Metadata, on page 66](#).

- Converting character sets to control the character set of both the input and the output text. See [Convert Character Sets, on page 69](#).
- Implementing callbacks to control the conversion while it is in progress. See [XML Export API Callback Functions, on page 179](#).

You can use one of the following methods to convert documents:

- Use the C-language implementation of the API from your C or C++ application. See [Use the C-Language Implementation of the API, on page 37](#).
- Use the C sample programs. See [Sample Programs, on page 99](#).

NOTE: Micro Focus strongly recommends that you convert documents *out of process*. During out-of-process conversion, Export runs independently from the calling application. Out-of-process conversions protects the stability of the calling application in the rare case when a malformed document causes Export to fail. [Convert Files Out of Process, below](#).

Convert Files Out of Process

Export can run independently from the calling application. This is called *out of process*. Out-of-process conversions protect the stability of the calling application in the rare case when a malformed document causes Export to fail. You can also run Export in the same process as the calling application. This is called *in process*. However, it is strongly recommended you convert documents out of process whenever possible.

The Export out-of-process framework uses a client-server architecture. The calling application sends an out-of-process conversion request to the Service Request Broker in the main Export process. The Broker then creates, monitors, and manages a Servant process for the request—each request is handled by one independent Servant process. Data is exchanged between the application thread and the Servant through TCP/IP sockets. The source data is sent to the Servant process as a data stream or file, converted in the Servant, and then returned to the application thread. At that point, the application can either terminate the Servant process or send more data for conversion.

Multiple conversion requests can be sent from multiple threads in the calling application simultaneously. All requests sent from one thread are processed by the Servant mapped to that thread. In other words, each thread can only have one Servant to process its conversion requests.

Any standard conversion errors generated by the Servant are sent to the application.

NOTE: Currently, the main Export process and Servant processes must run on the same host.

The following are requirements for running Export out of process:

- Internet Protocol (TCP/IP) must be installed
- Multithreaded processing must be supported on the operating system platform
- The user application must be built with a multithreaded runtime library

The following functions run in process or out of process:

Other Export API functions and the File Extraction functions always run in-process.

Configure Out-of-Process Conversions

Although most components of the out-of-process conversion are transparent, the following parameters are configurable:

- File-size threshold/temporary file location
- Conversion time-out
- Listener port numbers and time-out
- Connection time-out and retry
- Servant process name

These parameters are defined internally, but you can override the default by defining the parameter in the `formats_e.ini` file. The `formats_e.ini` file is in the directory `install\OS\bin`, where `install` is the path name of the Export installation directory and `OS` is the name of the operating system.

To set the parameters, add the following section to the `formats_e.ini` file:

```
[KVExportOOPOptions]
TempFileSizeMark=
TempFilePath=
WaitForConvert=
WaitForConnectionTime=
ListenerPortList=
ListenerTimeout=
ConnectRetryInterval=
ConnectRetry=
ServantName=
```

Each parameter is described in the following table.

The default values for these parameters are set to ensure reasonable performance on most systems. If you are processing a large number of files, or running Export on a slow machine, you might need to increase some of the time-out and retry values.

Parameters for Out-of-Process Conversion

| Parameter | Description |
|---|--|
| TempFileSizeMark unit = megabytes default=10 | The <i>file-size threshold</i> . If the input file received by the Servant is larger than this value, temporary files are created to store the data. The directory in which the temporary files are stored is defined by the TempFilePath parameter. If the file received is smaller than this value, the data is stored in memory in the Servant. This applies only when the input is a stream. |
| TempFilePath type = file path default = current working directory | The directory in which temporary files are stored. Temporary files are created when you use the <code>fpConvertStream()</code> API, and the input file surpasses the file-size threshold (TempFileSizeMark). If the Servant cannot access the file path, an error is generated. This applies only when converting in stream mode. |

Parameters for Out-of-Process Conversion, continued

| Parameter | Description |
|--|---|
| WaitForConvert unit = seconds default = 1800 range = 30~3600 | The length of time to wait for a Servant to convert a file. If the conversion is not completed within the specified time, the error code "wait for child process failed" is generated. |
| WaitForConnectionTime unit = seconds default = 180 range = 15~600 | The length of time to wait for the Servant to connect to the application thread after the application has sent a conversion request to the Broker. If the Servant does not connect within the specified time, the error code "wait for child process failed" is generated. If there are many Servant processes running simultaneously, you might need to increase this value. |
| ListenerPortList type = integer default = 9985, 9986, 9987, 9988, 9989 | The TCP/IP port number used for communication between the calling application and the Servant. You can specify a single port number, or a series of numbers separated by commas. |
| ListenerTimeout unit = seconds default = 10 range = 5~30 | The length of time to wait for the Servant listener thread to get a process ID from the Servant after the connection is established. If the ID is not obtained within the specified time, the error code "wait for child process failed" is generated. During this time, no other Servant can connect with the application. |
| ConnectRetryInterval unit = microseconds default = 0.1 range = 50000~500000 | The length of time to wait after a Servant has failed to connect to the application before it retries the connection. A Servant might be unable to connect because the application is waiting for another Servant to send a process ID. To calculate the <i>total retry interval</i> , the value set here is added to the platform-specific TCP retry value (on Windows, this is 1 second). |
| ConnectRetry type = integer default = 120 range = 30~600 | The number of attempts the Servant makes to connect to the calling application. This value and the total retry interval determine the total delay time. The total delay is calculated as follows: $\text{ConnectRetryInterval} + \text{platform-specific_TCP_retry_value} * \text{ConnectRetry}$ For example, if the ConnectRetryInterval is set to 2 seconds, and the Export process is running on Windows (the default TCP retry value on Windows is 1 second), the total delay would be: $2 + 1 * 120 = 360$ The Servant would attempt to connect to the application every 3 seconds for 120 attempts for a total of 360 seconds. |

Parameters for Out-of-Process Conversion, continued

| Parameter | Description |
|---|---|
| ServantName type = string default = servant | The name of the Servant process. To move the Servant to another location, enter a fully qualified path. |

Run Export Out of Process—Overview

To convert files out of process

1. If required, set parameters for the out-of-process conversion in the `formats_e.ini` file. See [Configure Out-of-Process Conversions, on page 29](#).
2. Initialize an Export session.
3. If you are using streams, create an input stream.
4. Define the conversion options.
5. Initialize an out-of-process session.
6. Convert the input and/or call other functions that can run out of process.
7. Shut down the out-of-process session.
8. Repeat Step 3 to Step 7 for additional files.
9. Terminate the out-of-process session and the Servant process.
10. Shutdown the Export session.

Recommendations

- To ensure that multithreaded conversions are thread-safe, you must create a unique context pointer for every thread by calling `fplnit()` or `fplnitWithLicenseData()`. In addition, threads must not share context pointers, and the same context pointer must be used for all API calls in the same thread. Creating a context pointer for every thread does not affect performance because the context pointer uses minimal resources.
- All functions that can run in out-of-process mode must be called within the out-of-process session (that is, after the call to initialize the out-of-process session and before the call to end the out-of-process session).
- When terminating an out-of-process session, persist the Servant process by setting the Boolean flag `bKeepServantAlive` in the `KVXMLEndOOPSession()` function or `endOOPSession` method. If the Servant process remains active, subsequent conversion requests are processed more quickly because the Servant process is already prepared to receive data. Only terminate the Servant when there are no more out-of-process requests.

- To recover from a failure in the Servant process, start a new out-of-process session. This creates a new Servant process for the next conversion.

Run Export Out of Process

The `cnv2xmlloop` sample program demonstrates how to run Export out of process.

To convert files out of process in the C API

1. If required, set parameters for the out-of-process conversion in the `formats_e.ini` file. See [Configure Out-of-Process Conversions, on page 29](#).
2. Declare instances of the following types and assign values to the members as required:

`KVXMLTemplateEx`
`KVXMLOptions`
`KVXMLHeadingInfo`
`KVXMLTOCOptions`

See [XML Export API Structures, on page 185](#) for more information.
3. Load the KVXML library and obtain the KVXMLInterface entry point by calling `KVXMLGetInterface()`.

See [KVXMLGetInterface\(\), on page 138](#).
4. Initialize an Export session by calling `fpInit()` or `fpInitWithLicenseData()`. See [fpInit\(\)](#) or [fpInitWithLicenseData\(\)](#).
5. If you are using streams for the input and output source, follow these steps; otherwise, proceed to [Step 6](#):
 - a. Create an input stream (`KVInputStream`) by calling `fpFileToInputStreamCreate()`. See [fpFileToInputStreamCreate\(\), on page 143](#).
 - b. Create an output stream (`KVOutputStream`) by calling `fpFileToOutputStreamCreate()`. See [fpFileToOutputStreamCreate\(\), on page 145](#).
 - c. Proceed to [Step 6](#).
6. Set up an out-of-process session by calling `KVXMLStartOOPSession()`.
See [KVXMLStartOOPSession\(\), on page 175](#). This function performs the following:
 - Initializes the out-of-process session.
 - Specifies the input stream or file. If you are using an input file, set `pFileName` to the file name, and set `pInputStream` to `NULL`. If you are using an input stream, set `pInputStream` to point to `KVInputStream`, and set `pFileName` to `NULL`.
 - Sets conversion options in the `KVXMLTemplate`, `KVXMLOptions`, and `KVXMLTOCOptions` data structures.
 - Creates a Servant process.
 - Establishes a communication channel between the application thread and the Servant.

- Sends the data to the Servant.

See the sample code in [Example—KVXMLStartOOPSession, below](#), and [KVXMLStartOOPSession\(\), on page 175](#).

7. Convert the input and generate the output files by calling `KVXMLConvertFile()` or `fpConvertStream()`. The `KVXMLTemplate`, `KVXMLOptions`, and `KVXMLTOCOptions` structures are defined in the call to `KVXMLStartOOPSession()`, and should be `NULL` in the conversion call. A conversion function can be called only once in a single out-of-process session. See [KVXMLConvertFile\(\), on page 169](#), and [fpConvertStream\(\), on page 141](#).
8. Terminate the out-of-process session by calling `KVXMLEndOOPSession()`. The Servant ends the current conversion session, and releases the source data and session resources. See sample code in [Example—KVXMLEndOOPSession, on the next page](#), and [KVXMLEndOOPSession\(\), on page 171](#).
9. If you used streams, free the memory allocated for the input stream and output stream by calling the `fpFileToInputStreamFree()` and `fpFileToOutputStreamFree()` functions. See [fpFileToInputStreamFree\(\), on page 144](#) and [fpFileToOutputStreamFree\(\), on page 146](#).
10. Repeat [Step 5](#) to [Step 9](#) for additional files.
11. After all files are converted, terminate the out-of-process session *and* the Servant process by calling `KVXMLEndOOPSession()` and setting the Boolean to `FALSE`.
12. After the out-of-process session and Servant are terminated, shut down the Export session by calling `fpShutDown()`. See [fpShutDown\(\), on page 160](#).

Example—KVXMLStartOOPSession

The following sample code is from the `cnv2xmlloop` sample program:

```
/* declare OOP startsession function pointer */
KVXML_START_OOP_SESSION fpKVXMLStartOOPSession;
/* assign OOP startsession function pointer */
fpKVXMLStartOOPSession = (KVXML_START_OOP_SESSION)mpGetProcAddress
                        (hKVXML, "KVXMLStartOOPSession");
if(!fpKVXMLStartOOPSession)
{
    printf("Error assigning KVXMLStartOOPSession pointer\n");
    (*KVXMLInt.fpFileToInputStreamFree)(pKVXML, &Input);
    (*KVXMLInt.fpFileToOutputStreamFree)(pKVXML, &Output);
    mpFreeLibrary(hKVXML);
    return 7;
}
/*****START OOP SESSION *****/
if(!(*fpKVXMLStartOOPSession)(pKVXML,
    &Input,
    NULL,
    &XMLTemplates,      /* Markup and related variables */
    &XMLOptions,        /* Options */
    NULL,              /* TOC options */
    &oopServantPID,
```

```
        &error,  
        0,  
        NULL,  
        NULL))  
{  
    printf("Error calling fpKVXMLStartOOPSession \n");  
    (*KVXMLInt.fpShutDown)(pKVXML);  
    mpFreeLibrary(hKVXML);  
    return 9;  
}
```

Example—KVXMLEndOOPSession

The following sample code is from the `cnv2xmlloop` sample program:

```
/* declare endsession function pointer */  
KVXML_END_OOP_SESSION    fpKVXMLEndOOPSession;  
/* assign OOP endsession function pointer */  
fpKVXMLEndOOPSession = (KVXML_END_OOP_SESSION)mpGetProcAddress  
                        (hKVXML, "KVXMLEndOOPSession");  
if(!fpKVXMLEndOOPSession)  
{  
    printf("Error assigning KVXMLEndOOPSession pointer\n");  
    (*KVXMLInt.fpFileToInputStreamFree)(pKVXML, &Input);  
    (*KVXMLInt.fpFileToOutputStreamFree)(pKVXML, &Output);  
    mpFreeLibrary(hKVXML);  
    return 8;  
}  
/*****END OOP SESSION, DO NOT KEEP SERVANT ALIVE *****/  
if(!(*fpKVXMLEndOOPSession)(pKVXML,  
    FALSE,  
    &error,  
    0,  
    NULL,  
    NULL))  
{  
    printf("Error calling fpKVXMLEndOOPSession \n");  
    (*KVXMLInt.fpShutDown)(pKVXML);  
    mpFreeLibrary(hKVXML);  
    return 10;  
}
```

Subfile Extraction

To convert a file, you must first determine whether the source file contains any subfiles (attachments, embedded objects, and so on). A file that contains subfiles is called a *container* file. Compressed files (such as Zip), mail messages with attachments (such as Microsoft Outlook Express), mail stores (such as Microsoft Outlook Personal Folders), and compound documents with embedded OLE

objects (such as a Microsoft Word document with an embedded Excel chart) are examples of container files.

If the file is a container file, the container must be opened and its subfiles extracted by using the *File Extraction API*. The extraction process is done repeatedly until all subfiles are extracted and exposed for conversion. After a subfile is extracted, you can use the XML Export API to convert the file.

If a file is not a container, you should pass it directly to the XML Export API for conversion without extraction.

See [Use the File Extraction API, on page 43](#) for more information.

Convert Outlook Email without Using the Extraction API

Micro Focus strongly recommends that you convert all container files, including Microsoft Outlook files, by using the File Extraction API. However, you can convert Outlook email messages (MSG) directly by using the Export API and the MSG reader (msgsr).

NOTE: The MSG reader only extracts the message body of an MSG file. Attachments are not extracted.

To convert MSG files by using the MSG reader, add the following to the `formats_e.ini` file (TRUE is case-sensitive):

```
[ContainerOptions]  
bConvertMSG=TRUE
```

Set Conversion Options

Conversion options are parameters that determine the content, structure, and appearance of the XML output. For example, you can specify:

- the markup inserted at the beginning and end of specific XML blocks
- whether a heading is included in the table of contents
- the output character set
- the resolution at which graphics are converted.

Set Conversion Options by Using the API

You set conversion options by modifying the following data structures:

- [KVXMLTemplate](#)
- [KVXMLOptions](#)
- [KVXMLHeadingInfo](#)
- [KVXMLTOCOptions](#)

These data structures are then passed into functions in the KeyView Export API, such as:

- [fpConvertStream\(\)](#)
- [KVXMLConvertFile\(\)](#)
- [KVXMLStartOOPSession\(\)](#)

Explore Conversion Options with the Sample Programs

To make it easier to explore the conversion options, XML Export includes some sample configurations in the form of initialization (.ini) files. These are read by the [xmli](#) sample program (you must supply the .ini file path as a command-line argument). The sample program reads the configuration, and converts your input file into XML using the options you set, by passing them into the API. This lets you try out conversion options without programming.

You can use a text editor to customize the configuration files. In general, a section name refers to the structure containing an option, and a parameter name matches an element of that structure. For example:

```
[KVXMLOptions]  
eOutputCharSet=KVCS_SJIS  
bForceOutputCharSet=TRUE
```

This sets the eOutputCharSet and bForceOutputCharSet elements in the [KVXMLOptions](#) structure.

NOTE: To create valid XML, an initialization file *must* define at least two structures: KVXMLTemplate and KVXMLOptions. Additionally, if you enter markup in the template files that is not compliant with XML standards, XML Export inserts the markup into the output file unchanged. This might result in a malformed XML file.

Templates

The template files for the C API implementation are in the directory `install\xmlexport\programs\ini`, where *install* is the path name of the Export installation directory. The following templates are provided:

| Template | Description |
|-------------------------------------|---|
| Cascading style sheet (xml_css.ini) | This template writes style sheet information to an external CSS file. This makes the XML output significantly smaller because the information is not stored in the output file. See Use Style Sheets, on page 76 and Use Style Sheets with xmli, on page 104 for more information on using an external CSS file. |
| Index (xml_index.ini) | Converts a source document into a single, largely unformatted XML file that is appropriate for use with an indexing engine. |
| Single file (xml1file.ini) | <ul style="list-style-type: none">• Creates a single XML file.• Does not define an XSL style sheet. A default XSL style sheet that is |

| Template | Description |
|--|---|
| | <p>appropriate to the source document type is used. The defaults supplied are <code>wp.xsl</code> (for word processing documents), <code>ss.xsl</code> (for spreadsheets), <code>pg.xsl</code> (for presentations).</p> <ul style="list-style-type: none"> • Forces the output character set to UTF-8. • Maintains the source document's fonts and styles. • Does not create a table of contents. |
| <p>Single file for presentations (<code>xml1file_pg.ini</code>)</p> | <p>This template is designed specifically for presentation formats.</p> <ul style="list-style-type: none"> • Creates a single XML file. • Defines an XSL style sheet for presentations (<code>pg.xsl</code>). • Forces the output character set to UTF-8. • Because XML Export only extracts textual components from presentations, the <code>bRasterizeFiles</code> member of <code>KVXMLOptions</code> is set to <code>FALSE</code>. KVXMLOptions, on page 202. • Only the <code>szMainTop</code>, <code>szMainBottom</code>, and <code>szUserSummary</code> parameters of the <code>KVXMLTemplate</code> structure are relevant to presentations and are set in the presentations template. • A template file for presentations must not include any other parameters in the <code>KVXMLTemplate</code> structure. KVXMLTemplate, on page 211. |
| <p>Single file with table of contents (<code>xml1filetoc.ini</code>)</p> | <ul style="list-style-type: none"> • Creates a single XML file. • Creates a table of contents at the top of the XML document. • Uses the <code>Verity.dtd</code>. • Uses an XSL style sheet (<code>wp.xsl</code>). • Forces the output character set to UTF-8. • Lists all metadata (Title, Subject, Author, Comments, Created, Modified, Last Saved By, and Revision Number). • Uses the name of the worksheets for spreadsheets. • Uses the slide titles for presentations. If no titles are available in the source document, it uses "slide 1," "slide 2," "slide 3," and so on. |

Use the C-Language Implementation of the API

The C-language implementation of the API is divided into the following function suites:

- [File Extraction API Functions, on page 107](#)—Open and extract subfiles in a container file. These functions also extract metadata and file format information, and control character set conversion on extraction.
- [XML Export API Functions, on page 137](#)—Extract format information (metadata, character set, and format), create an input/output stream from a file, and open, convert, and close the stream.
- [XML Export API Callback Functions, on page 179](#)—Controls the conversion while it is in progress.

Input/Output Operations

In the Export API, the source input and target output can be either a physical file accessed through a file path, or a *stream* created from a data source. A stream is a C structure that contains pointers to I/O functions similar in nature to their standard ANSI C counterparts. This structure is passed to Export functions in place of the standard input source. See [KVInputStream, on page 186](#) and [KVOutputStream, on page 187](#).

You can create an input stream either by using the `fpFileToInputStreamCreate()` function, or by using code similar to the example code in the `io_samp` sample program. You can create an output stream by using the `fpFileToOutputStreamCreate()` function. These functions assign C equivalent I/O functions to `fpOpen()`, `fpRead()`, `fpSeek()`, `fpTell()`, and `fpClose()`. See [fpFileToInputStreamCreate\(\), on page 143](#) and [fpFileToOutputStreamCreate\(\), on page 145](#).

Convert Files

To use the C-language implementation of the API

1. Develop the XML markup and tokens to be assigned to the required members of a declared instance of `KVXMLTemplate`.

If you use markup in the structure that is not compliant with XML standards, XML Export inserts the markup into the output file unchanged. This might result in a malformed XML file.

2. Declare instances of the following types and assign values to the members as required:

```
KVXMLTemplateEx  
KVXMLOptions  
KVXMLHeadingInfo  
KVXMLTOCOptions
```

See [XML Export API Structures, on page 185](#) for more information.

3. Load the `KVXML` library and obtain the `KVXMLInterface` entry point by calling `KVXMLInterface`. See [KVXMLGetInterface\(\), on page 138](#).
4. Initialize an Export session by calling `fpInit()` or `fpInitWithLicenseData()`. The function's return value, `pContext`, is passed as the first argument to all other Export functions. See [fpInit\(\)](#) or [fpInitWithLicenseData\(\)](#).

5. Pass the context pointer from `fpInit()` or `fpInitWithLicenseData()` and the address of a structure containing pointers to the File Extraction API functions in the call to `KVGetExtractInterface()`. See [KVGetExtractInterface\(\), on page 107](#).
6. If you are using streams for the input and output source, follow these steps; otherwise, proceed to [Step 7](#):
 - a. Create an input stream (`KVInputStream`) either by calling `fpFileToInputStreamCreate()`, or by using code similar to the example code in the `io_samp` sample program. [fpFileToInputStreamCreate\(\), on page 143](#).
 - b. Create an output stream (`KVOutputStream`) either by calling `fpFileToOutputStreamCreate()`, or by using code similar to the example code in the `io_samp` sample program. [fpFileToOutputStreamCreate\(\), on page 145](#).
 - c. Proceed to [Step 7](#).
7. Declare the input stream or file name in the `KVOpenFileArg` structure. See [KVOpenFileArg, on page 130](#).
8. Open the source file by calling `fpOpenFile()` and passing the `KVOpenFileArg` structure. This call defines the parameters necessary to open a file for extraction. See [fpOpenFile\(\), on page 117](#).
9. Determine whether the source file is a container file (contains subfiles) by calling `fpGetMainFileInfo()`. See [fpGetMainFileInfo\(\), on page 113](#).
10. If the call to `fpGetMainFileInfo()` determined the source file is a container file, proceed to [Step 11](#); otherwise, proceed to [Step 14](#).
11. Determine whether the subfile is itself a container (contains subfiles) by calling `fpGetSubFileInfo()`. See [fpGetSubFileInfo\(\), on page 114](#).
12. Extract the subfile by calling `fpExtractSubFile()`. See [fpExtractSubFile\(\), on page 109](#).
13. If the call to `fpGetSubFileInfo()` determined the subfile is a container file, repeat [Step 6](#) through [Step 12](#) until all subfiles are extracted; otherwise, proceed to [Step 14](#).
14. Setup an out-of-process session by calling `KVXMLStartOOPSession()`. See [KVXMLStartOOPSession\(\), on page 175](#).
15. Convert the input and generate the output files by calling `KVXMLConvertFile()` or `fpConvertStream()`. The structures `KVXMLTemplate`, `KVXMLOptions`, and `KVXMLTOCOptions` are defined in the call to `KVXMLStartOOPSession()`, and should be `NULL` in the conversion call. A conversion function can be called only once in a single out-of-process session. See [fpConvertStream\(\), on page 141](#) or [KVXMLConvertFile\(\), on page 169](#).

If you are using callbacks, they are called while the conversion process is underway. If required, you can specify alternate paths and file names for output files, including using the table of content entries for the file names. See [XML Export API Callback Functions, on page 179](#).
16. If you are converting additional files, terminate the out-of-process session by calling `KVXMLEndOOPSession()` and setting the Boolean to `TRUE`. The Servant ends the current conversion session, and releases the source data and session resources.

If you are not converting additional files, terminate the out-of-process session *and* the Servant process by calling `KVXMLEndOOPSession()` and setting the Boolean to **FALSE**.
[KVXMLEndOOPSession\(\)](#), on page 171

17. Close the file by calling `fpCloseFile()`. See [fpCloseFile\(\)](#), on page 108.
18. If you used streams, free the memory allocated for the input stream and output stream by calling the functions `fpFileToInputSreamFree()` and `fpFileToOutputStreamFree()`. See [fpFileToInputStreamFree\(\)](#), on page 144 and [fpFileToOutputStreamFree\(\)](#), on page 146.
19. Repeat [Step 6](#) through [Step 18](#) for additional source files.
20. Shutdown the Export session by calling `fpShutDown()`. See [fpShutDown\(\)](#), on page 160.

Multithreaded Conversions

To ensure that multithreaded conversions are thread-safe, you must create a unique context pointer for every thread by initializing the Export session with `fpInit()` or `fpInitWithLicenseData()`. In addition, threads must not share context pointers, and the same context pointer must be used for all API calls in the same thread. Creating a context pointer for every thread does not affect performance because the context pointer uses minimal resources.

For example, your code should have the following logic for one thread:

```
fpInit()
  KVGetExtractInterface()
  fpFileToInputStreamCreate()
  fpFileToOutputStreamCreate()
    fpOpenFile()
    fpGetMainFileInfo()          /* container file */
    fpGetSubFileInfo()
    fpExtractSubFile
    fpGetSubFileMetadata()
    KVXMLStartOOPSession()
    fpConvertStream()
    KVXMLEndOOPSession(bKeepServantAlive TRUE)
    fpCloseFile()
  fpFileToInputSreamFree()
  fpFileToOutputStreamFree()
  set input/output file
  fpOpenFile()
  fpGetMainFileInfo()          /* not a container file */
  KVXMLStartOOPSession()
  KVXMLConvertFile()
  KVXMLEndOOPSession(bKeepServantAlive TRUE)
  fpCloseFile()
  ...
fpShutdown()
```


Use the KeyView Document Type Definition (DTD)

XML Export produces well-formed, valid XML documents. Document validity is based on a Document Type Definition (DTD) called the `Verity.dtd`. The `Verity.dtd` is in the default output directory `tempout`. If the DTD is in a different directory, the full path must be specified in `pszVerityDTDPATH`.

The elements in the `Verity.dtd` are based on those defined in the W3C XHTML 1.0 specification and the attributes are based on those defined in the W3C CSS 2 specification.

The root element of each document is "VerityXMLExport." Character entities are imported by using the three XHTML DTDs defined at the beginning of the `Verity.dtd`.

```
<!-- Character entities -->
<!ENTITY % HTMLlat1x SYSTEM "HTMLlat1x.ent">
%HTMLlat1x;
<!ENTITY % HTMLspecialx SYSTEM "HTMLspecialx.ent">
%HTMLspecialx;
<!ENTITY % HTMLsymbolx SYSTEM "HTMLsymbolx.ent">
%HTMLsymbolx;
```

Use XML Style Language Transformation (XSLT)

XML Export is designed to generate XML documents based on the `Verity.dtd`. You can convert the XML produced by XML Export to other XML vocabularies, such as Wireless Markup Language (WML), by using XSLT.

Add Elements and Attributes to the DTD

XML Export can only generate XML that conforms to the `Verity.dtd`. You can create your own DTD based on the `Verity.dtd`. You cannot rename the `Verity.dtd`, so make sure you back up the original `Verity.dtd` to another name before making changes.

If you create your own DTD and add elements or attributes that are not defined in the original `Verity.dtd`, you must ensure that the new markup is defined in the XML Export API classes. You can define the markup either by entering the markup directly in the styles, or by populating the styles by using the template files. See [Map Styles, on page 73](#) for more information on mapping styles to user-defined markup.

Move the DTD

The default output directory for the `Verity.dtd` is `programs\tempout`. If you move the `Verity.dtd` to another output directory, you must set the string value of `pszVerityDTDPATH` to the new location. This path is added to the document type declaration in the XML file. See [pszVerityDTDPATH, on page 204](#).

Part II: Use the Export API

This section explains how to perform some basic tasks using the File Extraction and Export APIs, and describes the sample programs. It contains the following chapters:

- [Use the File Extraction API](#)
- [Use the XML Export API](#)
- [Sample Programs](#)

Chapter 3: Use the File Extraction API

This section describes how to extract subfiles from a container file by using the File Extraction API.

| | |
|---|----|
| • Introduction | 43 |
| • Extract Subfiles | 44 |
| • Extract Images | 46 |
| • Recreate a File's Hierarchy | 46 |
| • Extract Mail Metadata | 48 |
| • Extract Subfiles from Outlook Files | 55 |
| • Extract Subfiles from Outlook Express Files | 55 |
| • Extract Subfiles from Mailbox Files | 55 |
| • Extract Subfiles from Outlook Personal Folders Files | 56 |
| • Extract Subfiles from Lotus Domino XML Language Files | 59 |
| • Extract Subfiles from Lotus Notes Database Files | 60 |
| • Extract Subfiles from PDF Files | 62 |
| • Extract Embedded OLE Objects | 63 |
| • Extract Subfiles from ZIP Files | 64 |
| • Default File Names for Extracted Subfiles | 64 |

Introduction

To convert a file, you must first determine whether the file contains any subfiles (attachments, embedded OLE objects, and so on). A file that contains subfiles is called a *container* file. A container file has a main file (parent) and subfiles (children) embedded in the main file.

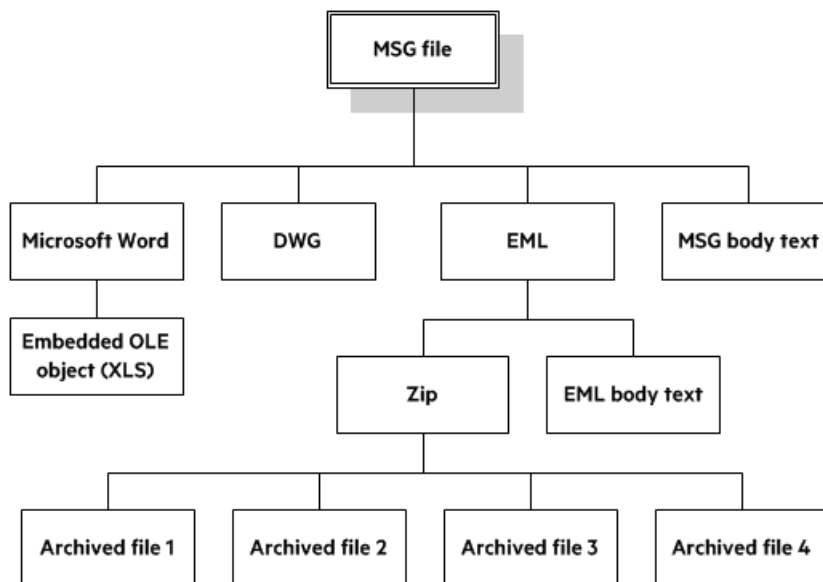
The following are examples of container files:

- Archive files such as ZIP, TAR, and RAR.
- Mail messages such as Outlook (MSG) and Outlook Express (EML).
- Mail stores such as Microsoft Outlook Personal Folders (PST), Mailbox (MBX), and Lotus Notes database (NSF).
- PDF files that contain file attachments.
- Compound documents with embedded OLE objects such as a Microsoft Word document with an embedded Excel chart.

NOTE: [Document Readers, on page 308](#) indicates which formats are treated as container files and are supported by the File Extraction API.

The subfiles might also be container files, creating a file hierarchy of multiple levels. For example, an MSG file (the root parent) might contain three attachments:

- a Microsoft Word document that contains an embedded Microsoft Excel spreadsheet.
- an AutoCAD drawing file (DWG).
- an EML file with an attached Zip file, which in turn contains four archived files.



NOTE: The parent MSG file contains four first-level children. The body text of a message file, although not a standalone file in the container, is considered a child of the parent file.

Extract Subfiles

To convert all files in a container file, you must open the container and extract its subfiles by using the *File Extraction API*. The extraction process is done repeatedly until all subfiles are extracted and exposed for conversion. After a subfile is extracted, you can call Export API functions to convert the file.

If you want to convert a container file and its subfiles to a single file, you must extract all files from the container, convert the files, and then append each converted output file to its parent.

To extract subfiles

1. Pass the context pointer from `fpInit()` or `fpInitWithLicenseData()` and the address of a structure that contains pointers to the File Extraction API functions in the call to [KVGetExtractInterface\(\)](#).
2. Declare the input stream or file name in the [KVOpenFileArg](#) structure.

3. Open the source file by calling [fpOpenFile\(\)](#) and passing the `KVOpenFileArg` structure. This call defines the parameters necessary to open a file for extraction.
4. Determine whether the source file is a container file (that is, whether it contains subfiles) by calling [fpGetMainFileInfo\(\)](#).
5. If the call to `fpGetMainFileInfo()` determined that the source file is a container file, proceed to step 6; otherwise, convert the file.
6. Determine whether the subfile is itself a container (that is, whether it contains subfiles) by calling [fpGetSubFileInfo\(\)](#).
7. Extract the subfile by calling [fpExtractSubFile\(\)](#).
8. If the call to `fpGetSubFileInfo()` determined that the subfile is a container file, repeat step 2 through step 7 until all subfiles are extracted and the lowest level of subfiles is reached; otherwise, convert the file.

Sanitize Absolute Paths

When you extract a subfile from a container and write it to disk, you specify an extract directory and a path to extract the file to.

To set the path, you might use the path in the container file that you are extracting from, as returned from the function [fpGetSubFileInfo\(\)](#), on page 114. However, if the path is an absolute path, the file could be created outside the directory you have chosen as the extract directory. Your application might then contain a vulnerability that could be exploited to write files to unexpected locations in the file system. This section discusses some KeyView features that can help you secure your application by sanitizing paths.

KeyView always sanitizes relative paths that you pass in when extracting files, so that the paths remain within the extract directory you specify. For example, KeyView does not allow the use of `..` to move outside the extract directory.

KeyView can update absolute paths so that they remain within the extract directory. You can instruct KeyView to sanitize absolute paths programmatically (through the API), or by setting a parameter in the configuration file.

The following table shows the effect on some example paths.

| Requested path | Path of extracted file (not sanitized) | Path of extracted file (sanitized) |
|----------------------------|--|--------------------------------------|
| <code>file.txt</code> | <code>extractDir/file.txt</code> | <code>extractDir/file.txt</code> |
| <code>dir/file.txt</code> | <code>extractDir/dir/file.txt</code> | <code>extractDir/dir/file.txt</code> |
| <code>../file.txt</code> | <code>extractDir/file.txt</code> | <code>extractDir/file.txt</code> |
| <code>/dir/file.txt</code> | <code>/dir/file.txt</code> | <code>extractDir/dir/file.txt</code> |

To sanitize absolute paths

- In the [KVExtractSubFileArg](#) struct that you pass in to [fpExtractSubFile](#), set the flag `KVExtractionFlag_SanitizeAbsolutePaths`. When KeyView sanitizes a path and the

resulting directory does not exist, extraction fails unless you instruct KeyView to create the directory, so you might also want to set the flag `KVExtractionFlag_CreateDir`. You can find the path that a file was actually extracted to from the [KVSubFileExtractInfo](#) structure.

To sanitize absolute paths (through configuration)

- In the `formats_e.ini` configuration file, set the parameter `SanitizeAbsoluteExtractPaths`, for example:

```
[Options]  
SanitizeAbsoluteExtractPaths=TRUE
```

Extract Images

You can use the File Extraction API to extract images within a file.

If you use this feature, images within the file behave in the same way as any other subfile. Extracted images have the name `image[X].[Y]`, where `[X]` is an integer, and `[Y]` is the extension. The format of the image is the same as the format in which it is stored in the document.

To extract images

- In `formats_e.ini`, set the following parameter.

```
[Options]  
ExtractImages=TRUE
```

Recreate a File's Hierarchy

When you extract a container file, any relationships between the subfiles in the container are not maintained. However, the File Extraction interface provides information that enables you to recreate the hierarchy. You can use the hierarchy to create a directory structure in a file system, or to categorize documents according to their relationship to each other. For example, if you use KeyView to generate text for a search engine, the hierarchical information enables your users to search for a document based on the document's parent or sibling. In addition, when the document is returned to the user, the parent and sibling documents can be returned as recommendations.

The information needed to recreate a file's hierarchy is provided in the call to [fpGetSubFileInfo\(\)](#). The members `KVSubFileInfo->parentIndex` and `KVSubFileInfo->childArray` provide information about a subfile's parent and children. Because you can only retrieve the first-level children in the subfile, you must call `fpGetSubFileInfo()` repeatedly until information for the leaf-node children is extracted.

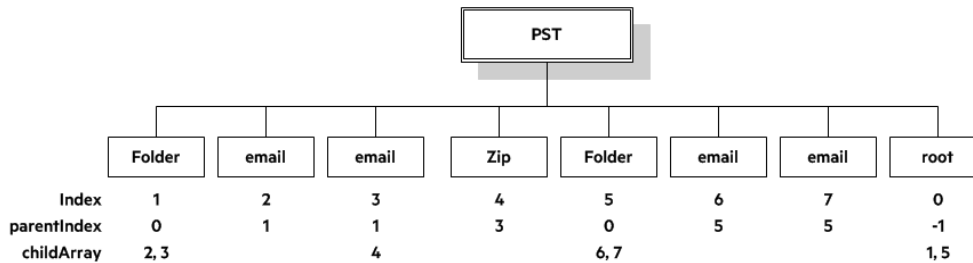
Create a Root Node

Because of their structure, some container files do not contain a subfile or folder which acts as a root directory on which the hierarchy can be based. For example, subfiles in a Zip archive can be extracted, but none of the subfiles represent the root of the hierarchy. In this case, you must create an artificial *root node* at the top of the file hierarchy as a point of reference for each child, and ultimately to recreate the relationships. This artificial root node is an internal object, and is extracted to disk as a directory called *root*. Its index number is 0.

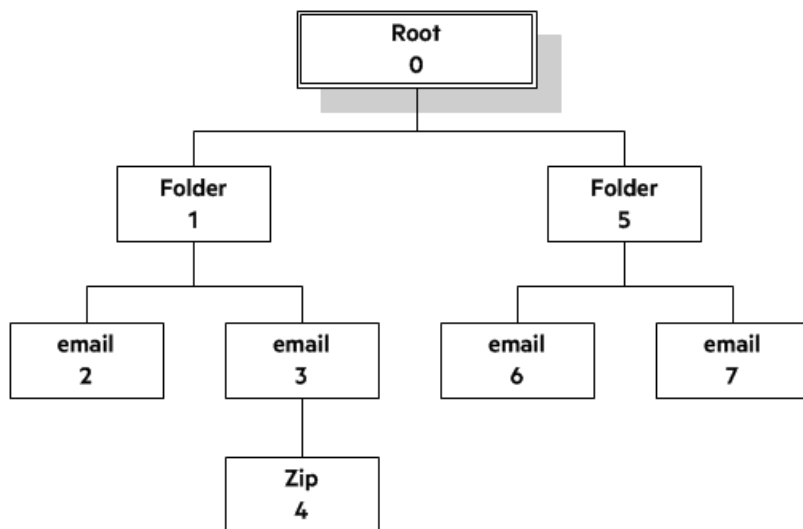
To create the root node, set `openFlag` to `KVOpenFileFlag_CreateRootNode` in the call to `fpOpenFile()`. When you create a root node, the value of `numSubFiles` in `KVMainFileInfo` includes the root node. For example, when you call `fpGetMainFileInfo()` on a Microsoft Word document with three embedded OLE objects and the root node is disabled, `numSubFiles` is 3. If you create a root node, `numSubFiles` is 4.

Recreate a File's Hierarchy—Example

For example, you might extract a PST file that contains seven subfiles with a root node enabled. The call to `fpGetMainFileInfo()` returns the number of subfiles as eight (seven subfiles and one root node). The following diagram shows the structure and the available hierarchy information after the subfiles are extracted:



The `parentIndex` specifies the index number of a subfile's parent. The `childArray` specifies an array of a subfile's children. With this information, you can recreate the hierarchy shown in the following diagram.



Extract Mail Metadata

You can extract metadata, such as subject, sender, and recipient, from subfiles of mail formats, by calling the [fpGetSubFileMetaData\(\)](#) function. You can extract a predefined set of common metadata fields, a list of metadata fields by their names or MAPI properties, or, for some subfile types, all the metadata in the file.

Default Metadata Set

KeyView internally defines a set of common mail metadata fields that you can extract as a group from mail formats. This default metadata set is listed in the following table.

Default Mail Metadata List

| Field Name (string to specify) | Description |
|--------------------------------|---|
| From | The display name and email address of the sender. |
| Sent | The time that the message was sent. |
| To | The display names and email addresses of the recipients. |
| Cc | The display names and email addresses of recipients who receive copies of the email. |
| Bcc | The display names and email addresses of recipients who received blind copies of the email. |
| Subject | The text in the subject line of the message. |
| Priority | The priority applied to the message. |

Because mail formats use different terms for the same fields, the format's reader maps the default field name to the appropriate format-specific name. For example, when retrieving the default metadata set, the NSF field *Importance* is mapped to the name *Priority* and is returned.

You can also extract the default field names individually by passing the field name (such as *From*, *To*, and *Subject*); however, in this case, the string is not mapped to the format-specific name. For example, if you pass *Priority* in the call, you retrieve the contents of the *Priority* field from an MBX file, but do not retrieve the contents of the *Importance* field from an NSF file.

NOTE: You cannot pass the field names listed in the table individually for PST files. However, you can pass either the MAPI tag number or the MAPI tag name as integers. See [Microsoft Personal Folders File \(PST\) Metadata, on page 53](#).

Extract the Default Metadata Set

To extract the default metadata set, call the [fpGetSubFileMetaData\(\)](#) function, and pass in 0 for `metaArg->metaNameCount`, and NULL for `metaArg->metaNameArray`.

```
KVGetSubFileMetaArgRec metaArg;
KVSubFileMetaData pMetaData = NULL;
KVStructInit(&metaArg);

metaArg.index = subFileIndex;
metaArg.metaNameCount = 0;
metaArg.metaNameArray = NULL;

error = extractInterface->fpGetSubFileMetaData(pFile, &metaArg, &pMetaData);
...
extractInterface->fpFreeStruct(pFile, pMetaData);
pMetaData = NULL;
```

Extract All Metadata

KeyView can extract all metadata from MSG, EML, MBX, MIME, NSF, ICS, and DXL subfiles. You can extract all metadata in a similar way to extracting the default metadata set, but when you call the [fpGetSubFileMetaData\(\)](#) function, pass in -1 for `metaArg->metaNameCount` and NULL for `metaArg->metaNameArray`.

Microsoft Outlook (MSG) Metadata

In addition to the default metadata set, you can extract the metadata fields listed in the following table for MSG files. You must pass the field name to `metaNameArray` in the call to the `fpGetSubFileMetadata()` function.

MSG-specific Metadata List

| Field Name (string to specify) | Description |
|--------------------------------|---|
| AttachFileName | An attachment's long file name and extension, excluding the path. |
| ConversationTopic | The topic of the first message in a conversation thread. A conversation thread is a series of messages and replies. This is the first message's subject with any prefix removed. |
| CreationTime | The time that the message or attachment was created. This value is displayed in the Sent field in the message's Properties dialog in Outlook. |
| InternetMessageID | The identifier for messages that come in over the Internet. This is the MAPI property PR_INTERNET_MESSAGE_ID. This property is not in the MAPI headers or MAPI documentation. |
| LastModificationTime | The time that the message or attachment was last modified. This value is displayed in the Modified field in the message's Properties dialog in Outlook. |
| Location | The physical location of the event specified in the Outlook calendar entry. |
| MessageID | The message transfer system (MTS) identifier for the message transfer agent (MTA). This value is displayed on the Message ID tab in the message's Properties dialog in Outlook. |
| Received | The date and time a message was delivered. This value is displayed in the Received field in the message's Properties dialog in Outlook. |
| Sender | The name and email address of the message sender. This value is a concatenation of two MAPI properties in the following format: "PR_SENDER_NAME" <PR_SENDER_EMAIL_ADDRESS> The Sender value might be the same as or different than the default metadata From value (see Default Metadata Set, on page 48), depending on which MAPI properties exist in the MSG file. |
| Sensitivity | The value indicating the message sender's opinion of the sensitivity of a message. For example, Personal, Private, or Confidential. This value is displayed in the Sensitivity field in the message's Properties dialog in Outlook. |
| TransportMsgHeaders | Transport-specific message envelope information. This value corresponds to the MAPI property PR_TRANSPORT_MESSAGE_HEADERS. |
| StartDate | An appointment start date. This value corresponds to the PR_START_DATE MAPI property. |

MSG-specific Metadata List, continued

| Field Name (string to specify) | Description |
|--------------------------------|---|
| EndDate | An appointment end date. This value corresponds to the PR_END_DATE MAPI property. |

Extract MSG-Specific Metadata

To extract specific metadata fields from an MSG file, call the [fpGetSubFileMetaData\(\)](#) function, and pass the field name defined in [Default Metadata Set, on page 48](#) to metaNameArray (the string is not case sensitive).

For example, the following code extracts the contents of the ConversationTopic and MessageID fields:

```
KVGetSubFileMetaArgRec metaArg;
KVSubFileMetaData pMetaData = NULL;
KVStructInit(&metaArg);
KVMetaNameRec names[2];
KVMetaName pname[2];

names[0].type = KVMetaNameType_String;
names[0].name.sname = "conversationtopic";
names[1].type = KVMetaNameType_String;
names[1].name.sname = "MessageID";

pname[0] = &names[0];
pname[1] = &names[1];

metaArg.metaNameCount = 2;
metaArg.metaNameArray = pname;
metaArg.index = subFileIndex;

error = extractInterface->fpGetSubFileMetaData(pFile, &metaArg, &pMetaData);
...
extractInterface->fpFreeStruct(pFile, pMetaData);
pMetaData = NULL;
```

Microsoft Outlook Express (EML) and Mailbox (MBX) Metadata

In addition to the default metadata set, you can extract any metadata field that exists in the header of an EML or MBX file by passing the field's name. If the name is a valid field in the file, the content of the field is returned. For example, to retrieve the name of the last mail server that received the message before it was delivered, you can pass the string "Received".

Extract EML- or MBX-Specific Metadata

To extract specific metadata fields from an EML or MBX file, call the [fpGetSubFileMetaData\(\)](#) function, and pass the metadata name to `metaNameArray` (the string is *not* case sensitive).

For example, the following code extracts the contents of the Received and Mime-version fields:

```
KVGetSubFileMetaArgRec metaArg;
KVSubFileMetaData pMetaData = NULL;
KVStructInit(&metaArg);
KVMetaNameRec names[2];
KVMetaName pname[2];

names[0].type = KVMetaNameType_String;
names[0].name.sname = "Received";
names[1].type = KVMetaNameType_String;
names[1].name.sname = "Mime-version";

pname[0] = &names[0];
pname[1] = &names[1];

metaArg.metaNameCount = 2;
metaArg.metaNameArray = pname;
metaArg.index = subFileIndex;
error = extractInterface->fpGetSubFileMetaData(pFile, &metaArg, &pMetaData);
...
extractInterface->fpFreeStruct(pFile, pMetaData);
pMetaData = NULL;
```

Lotus Notes Database (NSF) Metadata

In addition to the default metadata set, you can extract any Lotus field name that exists in an NSF file by passing the field's name. (You can extract fields from mail NSF files and non-mail NSF files.) If the name is a valid field in the file, the field is returned. For example, to retrieve the date when a document in an NSF file was last accessed, you would pass the string "\$LastAccessedDB".

NOTE: A complete list of NSF fields is provided in the Lotus Notes file `stdnames.h`. This header file is available in the Lotus API Toolkit.

Extract NSF-Specific Metadata

To extract specific metadata fields from an NSF file, call the [fpGetSubFileMetaData\(\)](#) function, and pass the metadata name to `metaNameArray` (the string is *not* case sensitive).

For example, the following code extracts the contents of the Description and Categories fields:

```
KVGetSubFileMetaArgRec metaArg;
KVSubFileMetaData pMetaData = NULL;
KVStructInit(&metaArg);
KVMetaNameRec names[2];
KVMetaName pname[2];
```

```
names[0].type = KVMetaNameType_String;
names[0].name.sname = "description";
names[1].type = KVMetaNameType_String;
names[1].name.sname = "Categories";

pname[0] = &names[0];
pname[1] = &names[1];

metaArg.metaNameCount = 2;
metaArg.metaNameArray = pname;
metaArg.index = subFileIndex;

error = extractInterface->fpGetSubFileMetaData(pFile, &metaArg, &pMetaData);
...
extractInterface->fpFreeStruct(pFile, pMetaData);
pMetaData = NULL;
```

Microsoft Personal Folders File (PST) Metadata

In addition to the default metadata set, you can extract Messaging Application Programming Interface (MAPI) properties from a PST file. These properties describe all elements of an Outlook item in a PST file (such as subject, sender, recipient, and message text). Because the properties are stored in the PST file itself, you can retrieve them *before* you extract the contents of the PST. This enables you to determine whether an Outlook item should be extracted based on its attributes. Some MAPI properties are also stored for Outlook attachments that are *not* mail messages (such as an attached Microsoft Word document or Lotus 1-2-3 file).

NOTE: Because all elements of a message (except non-mail attachments) are represented by MAPI properties, you can extract all components of a subfile, including the header and message text, by calling the `fpGetSubFileMetadata()` function.

MAPI Properties

Each MAPI property is identified by a property tag, which is a constant that contains the property type and a unique identifier. For example, the property that indicates whether a message has attachments has the following components:

| | |
|---------------|-------------------|
| Property | PR_HASATTACH |
| Identifier | 0x0E1B |
| Property type | PT_BOOLEAN (000B) |
| Property tag | 0x0E1B000B |

The Microsoft MAPI documentation on the Microsoft Developer Network website lists all available MAPI properties, their tags, and types.

You can retrieve any MAPI property that is of one of the MAPI property types listed below:

```
PT_I2      PT_DOUBLE PT_STRING8
PT_I4      PT_FLOAT  PT_TSTRING
PT_BINARY  PT_LONG   PT_SYSTIME
PT_BOOLEAN PT_SHORT  PT_UNICODE
```

NOTE: Properties with a PT_TSTRING type have the property type recompiled to either a Unicode string (PT_UNICODE) or to an ANSI string (PT_STRING8) depending on the operating system's character set. To retrieve the Unicode property, pass in the Unicode version of the tag. For example, the property tag for PR_SUBJECT is either 0x0037001E for an ANSI string, or 0x0037001F for a Unicode string.

Extract PST-Specific Metadata

In the call to extract subfile metadata, you can pass either the MAPI tag number (such as 0x0070001e) or the MAPI tag name (such as PR_CONVERSATION_TOPIC). If you specify the MAPI tag name, you must include the `mapitags.h` and `mapidefs.h` Windows header files, in which the MAPI tag name is defined as a tag number.

To extract specific MAPI properties from a PST file, call the [fpGetSubFileMetaData\(\)](#) function, and pass the property tag to `metaNameArray`. The tag is passed as an integer.

For example, the following code extracts the MAPI properties PR_SUBJECT and PR_ALTERNATE_RECIPIENT:

```
KVGetSubFileMetaArgRec metaArg;
KVSubFileMetaData pMetaData = NULL;
KVMetaNameRec names[2];
KVMetaName pName[2];

names[0].type = KVMetaNameType_Integer;
names[0].name.iname = PR_SUBJECT;

names[1].type = KVMetaNameType_Integer;
names[1].name.iname = 0x3A010102;

pName[0] = &names[0];
pName[1] = &names[1];

KVStructInit(&metaArg);

metaArg.metaNameCount = 2;
metaArg.metaNameArray = pName;
metaArg.index = SubFileIndex;

error = extractInterface->fpGetSubFileMetaData (pFile,&metaArg,&pMetaData);
...
extractInterface->fpFreeStruct(pFile,pMetaData);

pMetaData = NULL;
```

NOTE: You must include the `mapitags.h` and `mapidefs.h` Windows header files, in which `PR_SUBJECT` is defined as `0x0037001E`.

Exclude Metadata from the Extracted Text File

When you extract a mail message, the message text and header information (To, From, Sent, and so on) is also extracted. You can prevent the header information from appearing in the text file.

To exclude the header information, set `extractFlag` to `KVExtractionFlag_ExcludeMailHeader` in the call to `fpExtractSubFile()`.

Extract Subfiles from Outlook Files

When you extract an Outlook file (MSG) to disk, the message text and header information (To, From, Sent, and so on) is extracted to a text file. (If you do not want the header information to appear in the text file, see [Exclude Metadata from the Extracted Text File, above](#).) If the Outlook file contains a non-mail attachment, the attachment is extracted in its native format to a subdirectory. If the Outlook file contains a mail attachment, the attachment's message text is extracted to a subdirectory.

Extract Subfiles from Outlook Express Files

When you extract an Outlook Express (EML) file to disk, the message text and header information (To, From, Sent, and so on) is extracted to a text file. (If you do not want the header information to appear in the text file, see [Exclude Metadata from the Extracted Text File, above](#).) If the Outlook file contains a non-mail attachment, the attachment is extracted in its native format to the same directory as the message text file. If the Outlook file contains a mail attachment, the complete attachment (including message text and attachments), the message text file, and any non-mail attachments are extracted to the same directory as the main message.

NOTE: When the MBX reader (`mbxsr`) is enabled, it is used to filter MBX *and* EML files. If the MBX reader is not enabled, the EML reader (`emlsr`) is used.

Extract Subfiles from Mailbox Files

A Mailbox (MBX) file is a collection of individual emails compiled with RFC 822 and RFC 2045 - 2049 (MIME), and divided by message separators. There are many mail applications that export to an MBX format, such as Eudora Email and Mozilla Thunderbird.

When an MBX file is extracted to disk, the message text and header information (To, From, Sent, and so on) from each mail file is extracted to text files. (If you do not want the header information to appear in the text file, see [Exclude Metadata from the Extracted Text File, above](#).)

In Eudora MBX files, attachments are inserted as a link and are stored externally from the message. These attachments are not extracted, but the path to the attachment is returned in the call to the [fpGetSubFileInfo\(\)](#) function. You can write code to retrieve the attachment based on the returned path.

For MBX files from other clients, KeyView extracts attachments when they are embedded in the message.

The Mailbox (MBX) reader is an advanced feature and is sold and licensed separately. To enable this reader in a KeyView SDK, you must obtain the appropriate license key from Micro Focus. See [Pass License Information to KeyView, on page 21](#) for information on adding a new license key to an existing installation.

Extract Subfiles from Outlook Personal Folders Files

KeyView can extract Outlook items such as messages, appointments, contacts, tasks, notes, and journal entries from a PST file. When a PST file is extracted to disk, the text and header information (To, From, Sent, and so on) from each Outlook item is extracted to a text file. (If you do not want the header information to appear in the text file, see [Exclude Metadata from the Extracted Text File, on the previous page.](#))

You can also extract messages from PST files as MSG files, including all their attachments, by setting the `KVExtractionFlag_SaveAsMSG` flag in the [KVExtractSubFileArg](#) structure when you call `fpExtractSubFile()`.

If an Outlook item contains a non-mail attachment, the attachment is extracted in its native format to a subdirectory. If an Outlook item contains an Outlook attachment, the attached item's text and any attachments are extracted to a subdirectory.

NOTE: The Microsoft Outlook Personal Folders (PST) readers are an advanced feature and are sold and licensed separately. To enable these readers in a KeyView SDK, you must obtain an appropriate license key from Micro Focus. For information about adding a new license key to an existing installation, see [Pass License Information to KeyView, on page 21](#).

Choose the Reader to use for PST Files

KeyView provides several ways of processing PST files:

- Indirectly, using the Microsoft Messaging Application Programming Interface (MAPI). MAPI is a Microsoft interface that enables different applications to exchange messages and attachments with each other. MAPI allows KeyView to open a PST file, traverse the folders, and extract items. The `pstsr` reader uses MAPI, but works only on Windows and requires that Microsoft Outlook is installed.
- Directly, without relying on the Microsoft interface to the PST format. Accessing the file directly does not require Microsoft Outlook. The `pstxsr` reader is available only on certain platforms

(see [pstxsr](#) in the platform differences section). The `pstnsr` reader is an alternative native reader, for the platforms not supported by `pstxsr`.

On Windows, the MAPI-based reader is used by default but you can choose `pstxsr` if you prefer. On non-Windows platforms, only one of the native readers is available.

The differences between the readers are summarized in the following table.

| Feature | Native Reader (pstxsr) | Native Reader (pstnsr) | MAPI-based Reader (psts) |
|-----------------------------------|---|--|---|
| Platforms supported | Windows x86 and x64 Linux x64 and AArch64 | All platforms not supported by <code>pstxsr</code> | Windows x86 and x64 |
| Outlook required | No | No | Yes |
| MAPI properties supported | Yes. All properties defined in <code>mapitags.h</code> . Object properties are not supported. | | |
| Password protection supported | Yes | Yes | Yes (using <code>KVCredential</code> structure) |
| Compressible encryption supported | Yes | Yes | Yes |
| High encryption supported | No | No | Yes |

To change the reader used to process PST files, change the PST entry (file category value 297) in the `formats_e.ini` file. For example, to use `pstxsr`:

```
297=pstx
```

NOTE: You must make sure that the PST that you are extracting is not open in the Outlook client, and that the Outlook process is not running.

NOTE: When extracting subfiles from PST files, information on the distribution list used in an email is extracted to a file called `emailname.dist`. This applies to the MAPI reader (`psts`) only.

System Requirements

MAPI is supported on Windows platforms only and relies on functionality in Outlook. If you want to use the MAPI-based reader, `psts`, Microsoft Outlook must be installed on the same machine as your application. Outlook must also be the default email application. KeyView supports the following PST formats and Outlook clients:

- Outlook 97 or later PST files

NOTE: The Outlook client must be the same version as, or newer than, the version of Outlook that generated the PST file.

- Outlook 2002 or later clients

NOTE: You must install an edition of Microsoft Outlook (32-bit or 64-bit) that matches the KeyView software. For example, if you use 32-bit KeyView, install 32-bit Outlook. If you use 64-bit KeyView, install 64-bit Outlook.

If the editions do not match, KeyView returns Error 32: KVErrror_PSTAccessFailed and an error message from Microsoft Office Outlook is displayed: Either there is a no default mail client or the current mail client cannot fulfill the messaging request. Please run Microsoft Outlook and set it as the default mail client.

MAPI Attachment Methods

The way in which you can access the contents of a PST message attachment is determined by the MAPI *attachment method* applied to the attachment. For example, if the attachment is an embedded OLE object, it uses the ATTACH_OLE attachment method. KeyView can access message attachments that use the following attachment methods:

ATTACH_BY_VALUE

ATTACH_EMBEDDED_MSG

ATTACH_OLE

ATTACH_BY_REFERENCE

ATTACH_BY_REF_ONLY

ATTACH_BY_REF_RESOLVE

Attachments using the ATTACH_BY_VALUE, ATTACH_EMBEDDED_MSG, or ATTACH_OLE attachment methods are extracted automatically when the PST file is extracted. An "attach by reference" method means that the attachment is not in Outlook, but Outlook contains an absolute path to the attachment. Before you can extract these types of attachments, you must retrieve the path to access the attachment.

To extract "attach by reference" attachments

1. Determine whether the attachment uses an ATTACH_BY_REFERENCE, ATTACH_BY_REF_ONLY, or ATTACH_BY_REF_RESOLVE method by retrieving the MAPI property PR_ATTACH_METHOD.
2. If the attachment uses one of the "attach by reference" methods, get the fully qualified path to the attachment by retrieving the MAPI properties PR_ATTACH_LONG_PATHNAME or PR_ATTACH_PATHNAME.
3. You can then either copy the files from their original location to the path where the PST file is extracted, or use the Export API functions to convert the attachment.

Open Secured PST Files

KeyView enables you to specify a user name and password to use to open a secured PST file for extraction.

To open password-protected PST files that use high encryption, you must use the MAPI-based PST reader (`pstsr`). The native PST readers (`pstxsr` and `pstnsr`) return the error message `KVERR_PasswordProtected` if a PST file is encrypted with high encryption.

Detect PST Files While the Outlook Client is Running

If you are running an Outlook client while running the File Extraction API, the KeyView format detection module (`kwad`) might not be able to open the PST file to determine the file's format because Outlook has the file locked. In this case, you can do one of the following:

- Close Outlook when using the Extraction API.
- Detect PST files by extension only and bypass the format detection module. To enable this option, add the following lines to the `formats_e.ini` file:

```
[container_flags]
detectPSTbyExtension=1
```

The `detectPSTbyExtension` option applies only when you are using the MAPI reader (`pstsr`).

If you use this option, you must make sure in your code that valid PST files are passed to KeyView, because the format detection module is not available to verify the file type and pass the file to the appropriate reader.

Extract Subfiles from Lotus Domino XML Language Files

When you extract a Lotus Domino XML Language (.DXL) file, the message text and header information (*To*, *From*, *Sent*, and so on) is extracted to a text file.

NOTE: To prevent header information from being extracted, see [Exclude Metadata from the Extracted Text File, on page 55](#).

You can make sure that dates and times extracted from Lotus Domino .DXL files are displayed in a uniform format.

To extract custom date/time formats

- In the `formats_e.ini` file, set the `DateTimeFormat` option in the `[dxlsr]` section. For example:

```
[dxlsr]
DateTimeFormat=%m/%d/%Y %I:%M:%S %p
```

In this example, dates and times are extracted in the following format:

02/11/2003 11:36:09 AM

The format arguments are the same as those for the `strftime()` function. See <http://msdn.microsoft.com/en-us/library/fe06s4ak%28VS.71%29.aspx> for more information.

Extract .DXL Files to HTML

You can use the file extraction API to process .DXL files with an XSLT engine. The XSLT engine then transforms the extracted .DXL to .mail HTML files.

To extract .DXL files to HTML

- Set the following options in the `formats_e.ini` file:

```
[nsfsr]
ExportDXL=1
ExportDXL_PureXML=1

[dxlsr]
LNParser=2
```

Extract Subfiles from Lotus Notes Database Files

A Lotus Notes database is a single file that contains multiple documents called *notes*. Notes include design notes (such as forms, views, folders, navigators, outlines, pages, framesets, agents, and resources), data document notes, profile document notes, access control list notes, and collection (index) notes. KeyView can extract text items, attachments, and OLE objects from *data document notes* only. Data document notes include emails, journal entries, discussion threads, documents (Microsoft Office and Lotus SmartSuite), and so on.

All components of a note are prefixed by field names such as "SendTo:", "Subject:", and "Body:". When a note is extracted, the field names are not included in the extracted output; only the field values are extracted.

When a mail message in an NSF file is extracted to disk, the body text and header information (such as the values from the `SendTo`, `From`, and `DeliveredDate` fields) in each message is extracted to a text file. (If you do not want the header information to appear in the message text file, see [Exclude Metadata from the Extracted Text File, on page 55.](#))

NOTE: The Lotus Notes Database (NSF) reader is an advanced feature and is sold and licensed separately. To enable this reader in a KeyView SDK, you must obtain the appropriate license key from Micro Focus. See [Pass License Information to KeyView, on page 21](#) for information on adding a new license key to an existing installation.

System Requirements

The Lotus Notes Database (NSF) reader is available only on certain platforms (see [nsfsr](#) in the platform differences section).

KeyView accesses NSF files indirectly by using the Lotus Notes API. Because the NSF reader relies on functionality in Lotus Notes, a Notes client or Domino server must be installed and configured on the same machine as KeyView. On UNIX and Linux, the Domino server is required. On Windows, the Notes client or Domino server is required. For information about the supported versions of Notes or Domino, see [Software Dependencies, on page 17](#).

Installation and Configuration

Before KeyView can convert NSF files, you must set up the Notes client or Domino server. Full configuration is not required. The following steps outline the minimal setup for NSF conversion:

Windows

1. Install the Lotus Notes client or Lotus Domino server. You do not need to configure the client or server.
2. Make sure that the `notes.ini` file is in the proper location.
 - If Lotus Notes is installed, the file should appear in the `install\lotus\notes` directory, where `install` is the installation directory.
 - If only Lotus Domino is installed, the file should appear in the `install\lotus\domino` directory, where `install` is the installation directory.

If the file does not exist, create an ASCII file named `notes.ini`, and add the following text:

```
[Notes]
```

3. Add the KeyView `bin` directory and the `install\lotus\notes` or `install\lotus\domino` directory to the `PATH` environment variable (the KeyView `bin` directory must be first in the path). Micro Focus recommends that you add the KeyView `bin` directory because the Lotus Notes or Domino server installation might contain older KeyView OEM libraries.

Linux

1. Install Lotus Domino server. You do not need to configure the server.
2. Make sure that the `notes.ini` file is in the `install/lotus/notes/latest/linux` directory, where `install` is the directory where Lotus Notes is installed. If the file does not exist, create an ASCII file named `notes.ini`, and add the following text:

```
[Notes]
```

3. Add the `install/lotus/notes/latest/linux` directory to the `PATH` environment variable:

```
setenv PATH install/lotus/notes/latest/linux:$PATH
```
4. Add the `install/lotus/notes/latest/linux` and the KeyView `bin` directory to the `LD_LIBRARY_PATH` environment variable:

```
setenv LD_LIBRARY_PATH keyview_bin:install/lotus/notes/latest/linux:$LD_LIBRARY_PATH
```

where *keyview_bin* is the location of the KeyView bin directory. Micro Focus recommends that you add the KeyView bin directory because the Lotus Notes installation might contain older KeyView OEM libraries.

AIX 5.x

1. Install the `bos.iocp.rte` file set if it is not already installed, and reboot the machine. See the Lotus Domino server documentation for more information.
2. Install Lotus Domino server. You do not need to configure the server.
3. Make sure that the `notes.ini` file is in the `install/lotus/notes/latest/ibmpow` directory, where `install` is the directory where Lotus Notes is installed. If the file does not exist, create an ASCII file named `notes.ini`, and add the following text:

```
[Notes]
```

4. Add the `install/lotus/notes/latest/ibmpow` directory to the `PATH` environment variable:

```
setenv PATH install/lotus/notes/latest/ibmpow:$PATH
```

5. Add the `install/lotus/notes/latest/ibmpow` and the KeyView bin directory to the `LIBPATH` environment variable:

```
setenv LIBPATH keyview_bin:install/lotus/notes/latest/ibmpow:$LIBPATH
```

where *keyview_bin* is the location of the KeyView bin directory. Micro Focus recommends that you add the KeyView bin directory because the Lotus Notes installation might contain older KeyView OEM libraries.

Open Secured NSF Files

KeyView enables you to specify a user ID file and password to use to open a secured NSF file for extraction.

Format Note Subfiles

The KeyView NSF reader uses XML templates to format note subfiles. You can customize the templates to approximate the look and feel of the original notes as closely as possible. For more information, see [Extract and Format Lotus Notes Subfiles, on page 356](#).

Extract Subfiles from PDF Files

KeyView can extract document-level and page-level attachments from a PDF document. Document-level attachments are added by using the **Attach A File** tool, and can include links to or from the parent document or to other file attachments. Page-level attachments are added as comments by

using various tools. Page-level or comment attachments display the File Attachment icon or the Speaker icon on the page where they are located. KeyView can also extract the files from Portfolio PDFs.

When a PDF's attachments are extracted to disk, the attachments are saved in their native format.

Improve Performance for PDFs with Many Small Images

To improve performance when processing PDF files that contain many small images, you can choose to ignore images unless they exceed a minimum width and/or height. If an image is smaller than the minimum width or height, KeyView does not extract the image.

For example, to ignore images that are less than 16 pixels wide or less than 16 pixels in height, add the following to the [pdf_flags] section of the formats_e.ini file:

```
[pdf_flags]
process_images_with_min_width=16
process_images_with_min_height=16
```

Extract Embedded OLE Objects

Embedded OLE objects can be converted in two ways:

- Using the File Extraction API, the OLE object is first extracted from the main file and saved to disk. It can then be converted by making a separate conversion call.
- Using the XML Export API, the main file is converted to XML and the OLE object is converted to a graphics file that is referenced in the XML file .

The File Extraction API can extract embedded OLE objects from the following types of documents:

- Lotus Notes (DXL)
- Microsoft Excel
- Microsoft Word
- Microsoft PowerPoint
- Microsoft Outlook
- Microsoft Visio
- Microsoft Project
- OASIS Open Document
- Rich Text Format (RTF)

When an embedded OLE object is extracted from its parent file, the location of the embedded file in the original document is not available. The parent and child are extracted as separate files.

Extract Subfiles from ZIP Files

You can extract ZIP files that are not password-protected by using the general method (see [Extract Subfiles, on page 44](#)). However, some ZIP files use password protection, in which case you must use a different method to enter the required credentials.

Default File Names for Extracted Subfiles

When you do not specify a file name in the call to `fpExtractSubFile()`, in some cases a default file name is applied to the extracted subfile.

Default File Name for Mail Formats

To avoid naming conflicts and problems with long file names, KeyView applies its own names to the extracted mail items when you do not supply a name in the call to `fpExtractSubFile()`. A non-mail attachment retains its original file name and extension.

When the contents of a mail store or the message body of a mail message are extracted, the extracted file names can include the following:

- The first valid eight characters of the original folder name or "Subject" line of the mail message. If the "Subject" line is empty, the characters `kvext` are used, where `ext` is the format's extension. For example, the characters would be `"kvmsg"` for MSG and `"kvnsf"` for NSF.

For notes, the file name is derived from the first 24 characters of the note text. For contact entries, the file name is derived from the full name of the contact.

The following special characters are considered invalid and are ignored:

any non-printing character with a value less than `0x1F`

angle brackets (< >) double quotation marks (")

asterisk (*) forward slash (/)

back slash (\) pipe (|)

colon (:) question mark (?)

- The characters `_kvn`, where `n` is an integer incremented from 0 for each extracted item.
- One of the following extensions:

| Type | File Extension |
|----------------------|----------------|
| email message | .mail |
| calendar appointment | .cal |

| Type | File Extension |
|-------------------|----------------|
| contact entry | .cont |
| task entry | .task |
| note | .note |
| journal entry | .jrn1 |
| distribution list | .dist |
| posting note | .post |

- If the type cannot be determined for an MSG or PST file, the file is given a .mail extension.
- If the type cannot be determined for a NSF file, the file is given a .tmp extension.
- The format of a MAIL file is plain text by default, but can be set to RTF with the KVExtractionFlag_GetFormattedBody flag.

For example, an MSG mail message with the subject line *RE: Product roadmap* that contains the Microsoft Excel attachment `release_schedule.xls` is extracted as:

```
RE produ_kv0.mail  
release_schedule.xls
```

If an extracted message contains an embedded OLE object or any attachment that does not have a name, the object or attachment is extracted as `_kv#.tmp`.

Default File Name for Embedded OLE Objects

KeyView can apply a default name to an extracted embedded OLE object when you do not supply a name in the call to `fpExtractSubFile()`. When an embedded OLE object is extracted, the extracted file name can include the following:

- The characters `subfile_kvn`, where *n* is an integer incremented from 0 for each extracted object.
- If KeyView can determine the embedded OLE is a Microsoft Office document, the original extension is used. If the file type cannot be determined, the file is given a .tmp extension.

For example, a Microsoft Word document (`sales_quarterly.doc`) might contain two embedded OLE objects: a Microsoft Excel file called `west_region.xls`, and a bitmap created in the Word document. The embedded objects are extracted as `subfile_kv0.xls` and `subfile_kv1.tmp`.

Chapter 4: Use the XML Export API

This section describes how to perform some basic tasks by using the XML Export API.

| | |
|---|----|
| • Extract Metadata | 66 |
| • Extract File Format Information | 69 |
| • Convert Character Sets | 69 |
| • Map Styles | 73 |
| • Use Style Sheets | 76 |
| • Display Vector Graphics on UNIX and Linux | 77 |
| • Convert Revision Tracking Information | 78 |
| • Convert Text Box Information | 79 |
| • Convert PDF Files | 80 |
| • Convert Spreadsheet Files | 85 |
| • Convert Presentation Files | 88 |
| • Convert XML Files | 89 |
| • Show Hidden Data | 94 |
| • Exclude Japanese Guide Text | 96 |
| • Obtain Image Info | 96 |
| • Source Code Identification | 97 |
| • Configure the Proxy for RMS | 98 |

Extract Metadata

When a file format supports metadata, KeyView can extract and process that information. Metadata includes document information fields such as title, author, creation date, and file size. Depending on the file's format, metadata is referred to in a number of ways: for example, "summary information," "OLE summary information," "file information," and "document properties."

The metadata in mail formats (MSG and EML) and mail stores (PST, NSF, and MBX) is extracted differently than other formats. For information on extracting metadata from these formats, see [Extract Mail Metadata, on page 48](#).

NOTE: KeyView can extract metadata from a document only if metadata is defined in the document, and if the document reader can extract metadata for the file format. The section [Document Readers, on page 308](#) lists the file formats for which metadata can be extracted. KeyView does not generate metadata automatically from the document contents.

Extract Metadata by Using the API

You can extract the metadata at the API level. The API extracts all valid metadata fields that exist in the file.

Use the C API

To extract metadata by using the C API

1. Declare a pointer to the `KVSummaryInfoEx` structure. [KVSummaryInfoEx, on page 193](#).
2. Call the `fpGetSummaryInfo()` function. See [fpGetSummaryInfo\(\), on page 154](#).

Extract Metadata by Using a Template File

When using a template file, KeyView recognizes two types of metadata: *standard* and *non-standard*. Standard metadata includes fields, such as Title, Author, and Subject. The standard fields are enumerated from 1 to 41 in `KVSumType` in the header file `kvtypes.h`. Non-standard metadata includes any field not listed from 1 to 41 in `KVSumType`, such as user-defined fields (for example, custom property fields in Microsoft Word documents), or fields that are unique to a particular file type (for example, "Artist" or "Genre" fields in MP3 files). Enumerated types 42 and greater are reserved for non-standard metadata.

To extract metadata by using a template file

1. Insert metadata tokens in a member of the `KVXMLTemplate` structure in the template file. This defines the point at which the metadata appears in the XML output.
2. If you are using the `$USERSUMMARY` or `$SUMMARY` token, define the `szUserSummary` member of the `KVXMLTemplate` structure in the template file. This determines the markup and tokens generated when these metadata tokens are processed.
3. In your application, read the template file and write the data to the `KVXMLTemplate` structure.
See [xmlini, on page 103](#).

The following metadata tokens can be used in the template files:

| Token | Description |
|---------------------------------------|---|
| <code>\$SUMMARY$NN$</code> | Inserts the data from a <i>specified</i> metadata field. NN is a number from 00 through 42 enumerated in <code>KVSumType</code> in <code>kvtypes.h</code> . |
| <code>\$SUMMARY</code> | Inserts the data from valid metadata fields in the range of 0 to 33 using the markup provided in <code>pszUserSummary</code> . |
| <code>\$USERSUMMARY</code> | Inserts the data from every valid non-standard metadata field using the markup provided in <code>pszUserSummary</code> . |
| <code>\$CONTENT</code> | Inserts the content of the metadata field specified by the <code>\$NAME</code> token. |
| <code>\$NAME</code> | Inserts the name of a the metadata field, such as "Title," "Author," or "Subject." |

Depending on the markup in `szUserSummary`, the extracted metadata might not appear in the browser when the HTML file is displayed, but might appear in the output file. Most of the KeyView-supplied template files extract standard metadata from a document, and include it in the output HTML. However, they do not display the metadata in a browser.

Examples

\$SUMMARY

The following markup displays the contents of the "Title" field at the top of the main XML file:

```
szMainTop=$SUMMARY01
```

In `KVSumType`, `01` is the enumerated value for the "Title" metadata field.

\$SUMMARY

The following markup extracts all standard fields, and includes them in the first heading level 1 XML block:

```
szFirstH1Start=$SUMMARY  
szUserSummary=<MetaData name="$NAME" content="$CONTENT" />
```

This example extracts the field name (`$NAME`) and field content (`$CONTENT`) for standard metadata and includes it at the beginning of the first heading level 1 XML block.

The generated XML might look like this:

```
<MetaData name="CodePage" content="1252" \>  
<MetaData name="Title" content="My design document" \>  
<MetaData name="Subject" content="design specifications" \>  
<MetaData name="Author" content="John Doe" \>  
<MetaData name="Keywords" content="" \>  
<MetaData name="Comments" content="" \>  
<MetaData name="Template" content="Normal.dot" \>  
<MetaData name="LastAuthor" content="lchapman" \>  
<MetaData name="RevNumber" content="6" \>  
<MetaData name="EditTime" content="01/01/1601, 0:08" \>  
<MetaData name="LastPrinted" content="14/01/2002, 14:06" \>  
<MetaData name="Create_DTM" content="27/08/2003, 10:31" \>  
<MetaData name="LastSave_DTM" content="29/08/2003, 14:07" \>  
<MetaData name="PageCount" content="1" \>  
<MetaData name="WordCount" content="4062" \>  
<MetaData name="CharCount" content="23159" \>  
<MetaData name="AppName" content="Microsoft Word 9.0" \>  
<MetaData name="Security" content="0" \>  
<MetaData name="Category" content="software" \>  
<MetaData name="LineCount" content="192" \>  
<MetaData name="ParCount" content="46" \>  
<MetaData name="ScaleCrop" content="FALSE" \>  
<MetaData name="Manager" content="" \>
```

```
<MetaData name="Company" content="Autonomy" \>  
<MetaData name="LinksDirty" content="FALSE" \>
```

\$USERSUMMARY

The following markup extracts non-standard fields, and includes them at the bottom of the main XML file:

```
szMainBottom=$USERSUMMARY  
szUserSummary=<MetaData name="$NAME" content="$CONTENT" />
```

This example extracts the field name (\$NAME) and field content (\$CONTENT) for non-standard metadata from a document, and includes it at the bottom of the main XML file.

The generated XML might look like this:

```
<MetaData name="Telephone number" content="444-111-2222"  
<MetaData name="Recorded date" content="07/03/2003, 23:00"  
<MetaData name="Source" content="TRUE"  
<MetaData name="my property" content="reserved"
```

Extract File Format Information

Export can detect a file's format, and report the information to the API, which in turn reports the information to the developer's application. This feature enables you to apply customized conversion settings based on a file's format. See [File Format Detection, on page 372](#) for more information on format detection.

Use the C API

To extract file format information by using the C API

1. Declare a pointer to the `KVStreamInfo` data structure. [KVStreamInfo, on page 189](#).
2. Call the `fpGetStreamInfo()` function. [fpGetStreamInfo\(\), on page 153](#).

Convert Character Sets

Export allows you to control the character set of both the input and the output text. This is accomplished by either

- setting the source and/or target character set in the API, or
- basing the input/output on the character set of the document (if the document character set is stored in the document and can be determined by the document reader).

The character sets are enumerated in `KVCharSet` in `kvcharset.h`.

Not all character sets can be used to specify the target character set. See [Code Character Sets, on page 350](#) for a list of character sets that can be used as a target character set.

Determine the Character Set of the Output Text

To determine the output character set of a converted document, Export considers the following:

- Whether the reader can extract the character set from the document. This depends on whether the file format can provide character set information and whether the document actually contains character set information.

The section [Document Readers, on page 308](#) indicates the file formats for which character set information can be extracted. If character set information cannot be determined for your document type, you must set the source, the target character set, or both, in the API.

- Whether a source character set is set in the API.

NOTE: To set the source character set, you must specify a character set *and* set the `bForceSrcCharSet` member of the `KVXMLOptions` structure to `TRUE`.

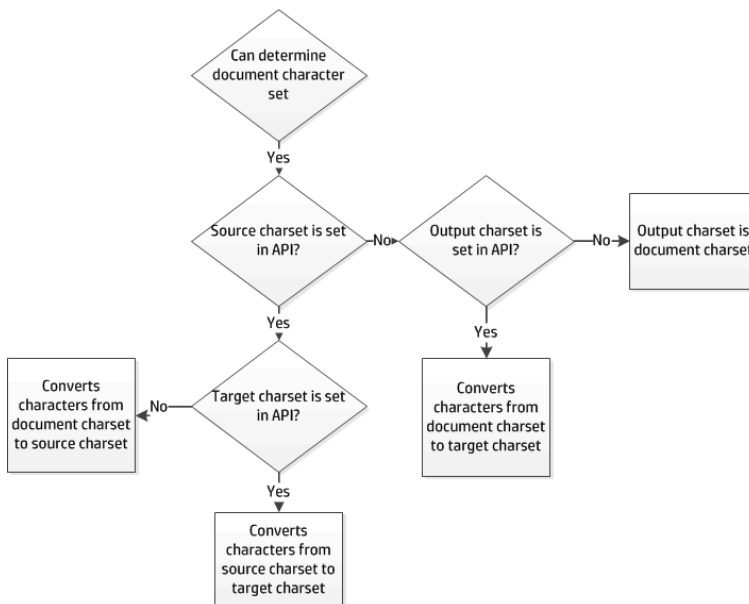
- Whether a target character set is set in the API.

NOTE: To set the target character set, you must specify a character set *and* set the `bForceOutputCharSet` member of the `KVXMLOptions` structure to `TRUE`.

Guidelines for Character Set Conversion

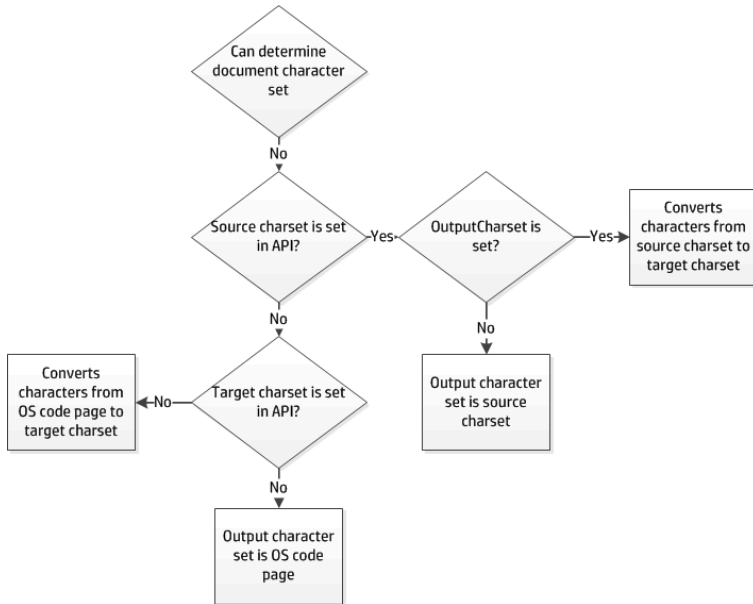
The following diagram shows how the output character set is determined when the document character set can be determined:

Document Character Set Can Be Determined



The following diagram shows how the output character set is determined when the document character set cannot be determined:

Document Character Set Cannot Be Determined



Examples of Character Set Conversion

The examples below demonstrate possible configurations for mapping character sets and the expected output for each scenario.

Document Character Set Can be Determined

For the example in the following table, the document is an RTF file. The section [Document Readers, on page 308](#) indicates that the document character set *can* be obtained from this file type. The document character set is Traditional Chinese (BIG5).

Document character set can be determined

| Source charset set | Target charset set | Output charset |
|--------------------|--------------------|--|
| KVCS_GB | KVCS_UTF8 | KVCS_UTF8 Converts GB (Simplified Chinese) to UTF-8. The output character set is the target character set specified in the API. |
| KVCS_GB | -- | KVCS_GB Converts BIG5 to GB (Simplified Chinese). The output character set is the source character set specified in the API. |

Document character set can be determined, continued

| Source charset set | Target charset set | Output charset |
|--------------------|--------------------|---|
| -- | KVCS_UTF8 | KVCS_UTF8 Converts BIG5 to UTF-8. The output character set is the target character set specified in the API. |
| -- | -- | KVCS_BIG5 The output character set is the document character set. No conversion. |

Document Character Set Cannot be Determined

For the example in the following table, the document is an ASCII file. The section [Document Readers, on page 308](#) indicates that the document character set *cannot* be obtained from this file type. The document character set is KVCS_1251.

Document character set cannot be determined

| Source charset set | Target charset set | Output charset |
|--------------------|--------------------|--|
| KVCS_1252 | KVCS_UTF8 | KVCS_UTF8 Converts KVCS_1252 to KVCS_UTF8. The output character set is the target character set specified in the API. |
| KVCS_1252 | KVCS_UNKNOWN | KVCS_1252 The output character set is the source character set specified in the API because KVCS_UNKNOWN cannot be used. No conversion. |
| KVCS_1252 | -- | KVCS_1252 The output character set is the source character set specified in the API. No conversion. |
| -- | KVCS_1252 | KVCS_1252 Converts OS code page to KVCS_1252. The output character set is the target character set specified in the API. |
| -- | -- | The output character set is OS code page. No conversion. |

Set the Character Set During Conversion

You can convert the character set of a file at the time the file is converted.

To specify the source character set for documents from which the document character set cannot be obtained by the reader

1. Set the `eSrcCharSet` member of the `KVXMLOptions` structure to one of the character sets enumerated in `KVCharSet` in `kvcharset.h`. See [KVXMLOptions, on page 202](#).
2. Set the `bForceSrcCharSet` member of the `KVXMLOptions` structure to `TRUE`.

To specify the target character set

1. Set the `eOutputCharSet` member of the `KVXMLOptions` structure to one of the character sets enumerated in `KVCharSet` in `kvcharset.h`. See [KVXMLOptions, on page 202](#).
2. Set the `bForceOutputCharSet` member of the `KVXMLOptions` structure to `TRUE`.

Set the Character Set During File Extraction from a Container

You can convert the character set of a container subfile at the time the subfile is extracted from the container and before it is converted to XML. This is most often used to set the output character set of a mail message's body text. See [Use the File Extraction API, on page 43](#).

To specify the source character set of a subfile, call the `fpExtractSubFile()` function, and set the `KVExtractSubFileArg->srcCharSet` argument to any value in the enumerated list in `KVCharSet` in `kvcharset.h`. See [fpExtractSubFile\(\), on page 109](#).

To specify the target character set of a subfile, call the `fpExtractSubFile()` function, and set the `KVExtractSubFileArg->trgCharSet` argument to any value in the enumerated list in `KVCharSet` in `kvcharset.h`.

Map Styles

Export can map paragraph and character styles in any word processing format that contains styles (such as Microsoft Word, RTF, or Folio Flat File) to user-defined markup. With this feature, you can redact (hide) text in the source document, delete content, or change the overall structure of the output. You can also embed style sheet styles in the output defined in the XML.

To enable style mapping, you must indicate which paragraph and/or character styles are to be mapped, and define the starting and ending markup to be included in the XML output.

For example, if the source Microsoft Word document contains the character style "Recipe," and the content of the style in Microsoft Word is "Brownies," you can specify that the starting markup be `<recipe>` and the ending markup `</recipe>`. This would result in the output XML containing: `<recipe>Brownies</recipe>`.

You can also use style mapping to control the look of the XML output either by using a Cascading Style Sheet (CSS) or by defining the style directly in the starting markup. For example, if a Word document contains the paragraph style "Colorful", you can have markup of the form `<p><div class="rainbow">` inserted at the front of the paragraph and markup of the form `</div></p>`

inserted at the end of the paragraph. "Rainbow" is a CSS style defined in an externally provided CSS file referenced at the top of the XML output.

If you map styles to elements or attributes that are not defined in the DTD, you must add the new elements or attributes to the DTD. You must also ensure the new markup is defined in the API, either by entering the markup directly in the classes, or by populating the classes using the template files.

Use the C API

To map styles by using the C API

1. Define the `KVStyle` structure. See [KVStyle](#), on page 191. The information in this structure includes:
 - the markup to be added to the beginning and end of a paragraph or character style.
 - the name of the word processing style (for example, "Heading 1") to which style mapping applies. Style names are case sensitive.
 - the flag which defines instructions on how to process the content associated with a paragraph or character style. The flags are defined in `kvtypes.h` and described in [Flags for Defining Styles](#), on the next page.
2. Call the `fpSetStyleMapping()` function. See [fpSetStyleMapping\(\)](#), on page 159.

Use a Template file

To map styles by using a template file

1. Use the `KVStyle` parameter to specify how many styles are being mapped. For example, if there are nine mapped heading levels, add the following:

```
[KVStyle]
NumStyles=9
```

2. For each style, there must be a `[StyleX]` entry that contains the markup that appears at the start and end of the defined style. For example, in the `wordstyle.ini` sample file, the first heading level is defined as follows:

```
[Style1]
StyleName=Colorful
MarkupStart=<div class="colorful">
MarkupEnd=<!-- end of colorful --></div>
```

These values are used in `StyleName`, `MarkupStart`, and `MarkupEnd` in the `KVStyle` structure. See [KVStyle](#), on page 191.

3. For each style, define the flag that applies. Flags define instructions on how to process the content associated with a paragraph or character style.

They are defined in `kvtypes.h` and described in [Flags for Defining Styles](#), on the next page. This value is used in `dwFlags` of the `KVStyle` structure. See [KVStyle](#), on page 191. The value

associated with each flag is a hexadecimal number. You can set an option by either entering the converted decimal value or entering the flag's text.

Flags=0

A finished entry in a template file could look like this:

```
[KVStyle]
NumStyles=3

[Style1]
StyleName=Colorful
MarkupStart=<div class="Colorful">
MarkupEnd=<!-- End of Colorful --></div>
Flags=0

[Style2]
StyleName=RedactPara
MarkupStart=<div class="RedactPara">
MarkupEnd=<!-- End of RedactPara --></div>
Flags=2048

[Style3]
StyleName=Code
MarkupStart=<pre>
MarkupEnd=<!-- End of Code --></pre>
Flags=KVSTYLE_PRE
```

Flags for Defining Styles

| Flag | Description |
|-----------------------|---|
| KVSTYLE_PRE | The KVSTYLE_PRE flag specifies that white space should be preserved (treated as characters, not word separators), and that mode changes, such as changes in font size within a paragraph, should be ignored. This allows the tags <pre> and </pre> to be used. |
| KVSTYLE_HEADING[1-6] | The flags KVSTYLE_HEADING[1-6] specify that a given style is to be detected and processed as a heading. Heading flags are exclusive. This means a style cannot be processed as both h1 and h2. By default, Export maps the heading style "Heading 1" to <h1></h1>, and so on, for heading levels 1 through 6. If you use style mappings, the default mapping is overridden. Therefore, you must supply markup for <i>all</i> heading levels. XML Export uses heading levels to define the overall structure of the XML output. |
| KVSTYLE_ORDERLIST | The KVSTYLE_ORDERLIST flag specifies that the style should be tagged as an ordered list. Currently not implemented. |
| KVSTYLE_UNORDEREDLIST | The KVSTYLE_UNORDEREDLIST flag specifies that the style should be |

Flags for Defining Styles, continued

| Flag | Description |
|---------------------------------|---|
| | tagged as an unordered list. Currently not implemented. |
| KVSTYLE_DELETECONTENT | The KVSTYLE_DELETECONTENT flag specifies that the content associated with the style tag should be deleted from the output. |
| KVSTYLE_ONCONSECUTIVEPARAGRAPHS | The KVSTYLE_ONCONSECUTIVEPARAGRAPHS flag specifies that the style should be applied to consecutive paragraphs of the document. If this flag is used, and two or more paragraphs require the same style, the opening and closing tags that normally appear between each paragraph are not generated. |
| KVSTYLE_REDACT | The KVSTYLE_REDACT flag is used to hide sensitive or confidential information in the source document. It specifies that the text associated with the style tag should be replaced in the XML output with a selected character. The default replacement character is "X," but you can specify a different replacement character by setting cRedact. |

Use Style Sheets

XML is a content-based metalanguage designed to structure data. XML does not include information about how a document should be displayed in a browser. To view an XML document in a browser, information about how its displayed must be provided by style sheets. These are coded by using either Cascading Style Sheets (CSS) or Extensible Style Sheet Language (XSL).

The style sheet options are enumerated in `KVXMLStyleSheetType`.

Use Extensible Style Sheet Language (XSL)

You can use XSL style sheets to specify how XML data is displayed in a browser. You can use existing XSL style sheets, but unlike CSS, style sheet information cannot be written to an external XSL file during the conversion.

Both CSS and XSL style sheets can be used to format XML documents. However, XSL can also transform XML documents. For example, list items can be transformed to display in alphabetical order, words can be replaced by other words, or empty elements can be replaced by text.

To use an existing XSL style sheet

1. Set `eStyleSheetType` to `XML_XSL` to enable XSL style sheet mapping.
2. Set `bUseExistingStyleSheet` to `TRUE` to apply a pre-existing style sheet to an XML document. Pre-existing style sheets are not validated.

3. Specify the path and file name of the style sheet file in `pszStyleSheet`.

If you set `bUseExistingStyleSheet` to `TRUE` and do not specify `pszStyleSheet`, a default XSL style sheet that is appropriate for the source document type is used.

The following are default XSL style sheets:

- `wp.xml` (for word processing documents)
- `ss.xml` (for spreadsheets)
- `pg.xml` (for presentation graphics)

Use Cascading Style Sheets (CSS)

In addition to XSL style sheets, Export can write style sheet information to an external CSS file. The C sample program `xmlini` provides an example of how to use an existing style sheet, and output formatting data to an external file. See [xmlini](#), on page 103.

To enable CSS mapping and output the resulting formatting data in an external file

1. Set `eStyleSheetType` to `XML_CSS`.
2. Use the `KVXMLSetStyleSheet()` function to set the path and file name of the external style sheet. [KVXMLSetStyleSheet\(\)](#), on page 173.

To enable CSS mapping and use an existing CSS file

1. Set `eStyleSheetType` to `XML_CSS`.
2. Set `bUseExistingStyleSheet` to `TRUE` to specify a pre-existing style sheet for an XML document.
3. Specify the path and file name of the style sheet file in `pszStyleSheet`.

If you set `bUseExistingStyleSheet` to `TRUE` and do not specify `pszStyleSheet` or `SetExternalStyleFile`, a CSS style sheet is created.

NOTE: Note: Cascading style sheets can be used only with word processing documents.

Display Vector Graphics on UNIX and Linux

Export offers the option of rasterizing vector graphic content from source documents into a variety of graphics formats including JPEG, PNG, WMF, and CGM. This solution is implemented with Windows Graphical Device Interface (GDI) code, and therefore is not portable to other platforms.

The output format of vector graphics is defined by the `eOutputVectorGraphicType` member in the `KVXMLOptions` structure, and the options are enumerated in `KVXMLGraphicType` in `kvxml.h`. See [KVXMLOptions](#), on page 202 and [KVXMLGraphicType](#), on page 226.

To display vector graphics in presentation, word processing, and spreadsheet files on UNIX and Linux, Export can convert the files directly to JPEG by using a Java program named `kvraster.class`. This program uses the Java Abstract Windowing Toolkit (AWT). Alternatively, rather than rasterizing, Export can output text from vector graphics in SVG format, which works the same as on Windows.

To convert the file

1. If rasterizing, add the location of the JRE to the `PATH` environment variable.
2. Set `eOutputVectorGraphicType` to `KVGFX_JPEG` (for raster output), or `KVGFX_SVG` (for text-only vector output) in the `defunix.ini` template file or directly in the API.
3. Convert the document to XML. The graphics in the document are converted to JPEG or SVG and stored in the output directory.

Convert Revision Tracking Information

The revision tracking feature in applications—such as Microsoft Word's **Track Changes**—marks changes to a document (typically, strikethrough for deleted text and underline for inserted text) and tracks each change by reviewer name and date.

If revision tracking was enabled when changes were made to a document, you can configure Export to convert the deleted text and graphics and include revision tracking information in the XML output. (The deleted content and revision tracking information is excluded from the XML output by default.)

Content that was added to the document is identified by `<ins>` tags. Content that was deleted from the document is identified by `` tags.

The `<ins>` and `` tags include `cite` and `datetime` attributes which define the name of the reviewer who made the change and the date the change was made respectively. (The date is in ISO-8601 format: `YYYY-MM-DDThh:mm:ss`.) The tags also include a `title` attribute which allows you to display the author and date information in a browser. These elements are included in the `verity.dtd`.

The following markup is generated for inserted text:

```
<ins title="Inserted: JohnD, 2006-04-24T14:47:00" cite="mailto:JohnD"
datetime="2006-04-24T14:47:00">This text was added</ins> in a previous version.
```

The following markup is generated for deleted text:

```
<del title="Deleted: JohnD, 2006-04-24T14:56:00" cite="mailto:JohnD" datetime="2006-
04-24T14:56:00">This text was deleted</del> in a previous version.
```

To convert deleted text and graphics and include revision tracking information

1. Call the `fpInit()` or `fpInitWithLicenseData()` function. See [fpInit\(\)](#) or [fpInitWithLicenseData\(\)](#).

2. Call the `fpXMLConfig()` function with the following arguments (See [KVXMLConfig\(\)](#), on page 161):

| Argument | Parameter |
|---------------------|-------------------------------------|
| <code>nType</code> | <code>KVCFG_INCLREVISIONMARK</code> |
| <code>nValue</code> | <code>TRUE</code> (non-zero) |
| <code>pData</code> | <code>NULL</code> |

For example:

```
(*fpXMLConfig)(pKVXML, KVCFG_INCLREVISIONMARK, TRUE, NULL);
```

The `xmlini` sample program demonstrates this function. See [xmlini](#), on page 103.

3. Call the `fpConvertStream()` or `KVXMLConvertFile()` function. See [fpConvertStream\(\)](#), on page 141 or [KVXMLConvertFile\(\)](#), on page 169.

Convert Text Box Information

For Microsoft Word Processing documents (DOCX) that have the KeyView format `MS_Word_2007_Fmt`, XML Export exposes the information from the file that is used to position text boxes on the page.

The `TextBox` element surrounds text that was contained in a positioned text box, and it has the following format:

```
<TextBox width="6.75in" height="0.75in" anchor-horizontal="column" anchor-vertical="paragraph" offset-x="0.25in" offset-y="4in">
```

The `width`, `height`, `offset-x`, and `offset-y` elements are all lengths in inches. The following tables describe the possible options for the `anchor-horizontal` and `anchor-vertical` attributes.

anchor-horizontal options

| anchor-horizontal value | Description |
|-------------------------|--|
| <code>character</code> | <code>offset-x</code> is relative to the current position in the text. |
| <code>page</code> | <code>offset-x</code> is relative to the left border of the page. |
| <code>margin</code> | <code>offset-x</code> is relative to the left margin. |
| <code>column</code> | <code>offset-x</code> is relative to the left of the current column. |

anchor-vertical options

| anchor-vertical value | Description |
|-----------------------|--|
| <code>line</code> | <code>offset-y</code> is relative to the current position in the text. |

anchor-vertical options, continued

| anchor-vertical value | Description |
|-----------------------|---|
| page | offset-y is relative to the top border of the page. |
| margin | offset-y is relative to the top margin. |
| paragraph | offset-y is relative to the top of the current paragraph. |

Convert PDF Files

Export has special configuration options that allow greater control over the conversion of PDF files. These options can improve the fidelity and accuracy of the XML output.

Convert PDF Files to a Logical Reading Order

The PDF format is primarily designed for presentation and printing of brochures, magazines, forms, reports, and other materials with complex visual designs. Most PDF files do not contain the *logical structure* of the original document—the correct reading order, for example, and the presence and meaning of significant elements such as headers, footers, columns, tables, and so on.

KeyView can convert a PDF file either by using the file's internal unstructured paragraph flow, or by applying a structure to the paragraphs to reproduce the logical reading order of the visual page. Logical reading order enables KeyView to produce PDF files that contain languages that read from right-to-left (such as Hebrew and Arabic) in the correct reading direction.

NOTE: The algorithm used to reproduce the reading order of a PDF page is based on common page layouts. The paragraph flow generated for PDFs with unique or complex page designs might not emulate the original reading order exactly.

For example, page design elements such as drop caps, callouts that cross column boundaries, and significant changes in font size might disrupt the logical flow of the output text.

Logical Reading Order and Paragraph Direction

By default, KeyView produces an *unstructured* text stream for PDF files. This means that PDF paragraphs are extracted in the order in which they are stored in the file, not the order in which they appear on the visual page. For example, a three-column article could be output with the headers and the title at the end of the output file, and the second column extracted before the first column. Although this output does not represent a logical reading order, it accurately reflects the internal structure of the PDF.

You can configure KeyView to produce a *structured* text stream that flows in a specified direction. This means that PDF paragraphs are extracted in the order (logical reading order) and direction (left-to-right or right-to-left) in which they appear on the page.

The following paragraph direction options are available.

| Paragraph Direction Option | Description |
|----------------------------|--|
| Left-to-right | Paragraphs flow logically and read from left to right. You should specify this option when most of your documents are in a language that uses a left-to-right reading order, such as English or German. |
| Right-to-left | Paragraphs flow logically and read from right to left. You should specify this option when most of your documents are in a language that uses a right-to-left reading order, such as Hebrew or Arabic. |
| Dynamic | Paragraphs flow logically. The PDF reader determines the paragraph direction for each PDF page, and then sets the direction accordingly. When a paragraph direction is not specified, this option is used. |

Conversions might be slower when logical reading order is enabled. For optimal speed, use an unstructured paragraph flow.

The paragraph direction options control the direction of paragraphs on a page; they do not control the text direction in a paragraph. For example, let us say that a PDF file contains English paragraphs in three columns that read from left to right, but 80% of the second paragraph contains Hebrew characters. If the left-to-right logical reading order is enabled, the paragraphs are ordered logically in the output—title paragraph, then paragraph 1, 2, 3, and so on—and flow from the top left of the first column to the bottom right of the third column. However, the *text* direction of the second paragraph is determined independently of the page by the PDF reader, and is output from right to left.

NOTE: Extraction of metadata is not affected by the paragraph direction setting. The characters and words in metadata fields are extracted in the correct reading direction regardless of whether logical reading order is enabled.

Enable Logical Reading Order

You can enable logical reading order by using either the API or the `formats_e.ini` file. Setting the direction in the API overrides the setting in the `formats_e.ini` file.

Use the C API

To enable PDF logical reading order in the C API

1. Call the `fpInit()` or `fpInitWithLicenseData()` function. See [fpInit\(\)](#) or [fpInitWithLicenseData\(\)](#).
2. Call the `fpXMLConfig()` function with the following arguments (see [KVXMLConfig\(\)](#), on [page 161](#)):

| Argument | Parameter |
|----------|---|
| nType | KVCFG_LOGICALPDF |
| nValue | Set to one of the following flags which are defined in <code>kvtypes.h</code> . (see LPDF_DIRECTION , on page 236): <ul style="list-style-type: none"> • LPDF_LTR—Logical reading order and left-to-right paragraph direction. • LPDF_RTL—Logical reading order and right-to-left paragraph direction. • LPDF_AUTO—Logical reading order. The PDF reader determines the paragraph direction for each PDF page, and then sets the direction accordingly. When a paragraph direction is not specified, this option is used. • LPDF_RAW—Unstructured paragraph flow. This is the default behavior. If logical reading order is enabled, and you want to return to an unstructured paragraph flow, set this flag. |
| pData | NULL |

For example:

```
(*fpXMLConfig)(pKVXML, KVCFG_LOGICALPDF, LPDF_RTL, NULL);
```

The `cnv2xml` sample program demonstrates this function. See [cnv2xml](#), on page 101.

3. Call the `fpConvertStream()` or `KVXMLConvertFile()` function. See [fpConvertStream\(\)](#), on page 141 or [KVXMLConvertFile\(\)](#), on page 169.

Use the `formats_e.ini` File

The `formats_e.ini` file is in the directory `install\OS\bin`, where `install` is the path name of the Export installation directory and `OS` is the name of the operating system.

To enable logical reading order by using the `formats_e.ini` file

1. Change the PDF reader entry in the `[Formats]` section of the `formats_e.ini` file as follows:

```
[Formats]
200=1pdf
```

2. Optionally, add the following section to the end of the `formats_e.ini` file:

```
[pdf_flags]
pdf_direction=paragraph_direction
```

where `paragraph_direction` is one of the following:

| Flag | Description |
|----------|-----------------------------------|
| LPDF_LTR | Left-to-right paragraph direction |

| Flag | Description |
|---------------|---|
| LPDF_ RTL | Right-to-left paragraph direction |
| LPDF_ AUTO | The PDF reader determines the paragraph direction for each PDF page, and then sets the direction accordingly. When a paragraph direction is not specified, this option is used. |
| LPDF_ RAW | Unstructured paragraph flow. This is the default behavior. If logical reading order is enabled, and you want to return to an unstructured paragraph flow, set this flag. |

Control Hyphenation

There are two types of hyphens in a PDF document:

- A *soft hyphen* is added to a word by a word processor to divide the word across two lines. This is a discretionary hyphen and is used to ensure proper text flow in justified text.
- A *hard hyphen* is intentionally added to a word regardless of the word's position in the text flow. It is required by the rules of grammar or word usage. For example, compound words, such as "three-week vacation" and "self-confident" contain hard hyphens.

By default, KeyView maintains the source document's soft hyphens in the output XML to more accurately represent the source document's layout. However, if you are using Export to generate text output for an indexing engine or are not concerned with maintaining the document's layout, Micro Focus recommends that you remove soft hyphens from the XML output. To remove soft hyphens, you must enable the soft hyphen flag.

NOTE: If the soft hyphen flag is enabled, every hyphen at the end of a line is considered a soft hyphen and removed from the XML output. If a hard hyphen appears at the end of a line, it is also removed. This might result in an intentionally hyphenated word being extracted without a hyphen.

To remove soft hyphens from the XML output

1. Call the `fpInit()` or `fpInitWithLicenseData()` function. See [fpInit\(\)](#) or [fpInitWithLicenseData\(\)](#).
2. Call the `KVXMLConfig()` function with the following arguments (see [KVXMLConfig\(\)](#), on [page 161](#)):

| Argument | Parameter |
|----------|---------------------|
| nType | KVCFG_DELSOFTHYPHEN |
| nValue | TRUE (non-zero) |
| pData | NULL |

For example:

```
(*fpXMLConfig)(pKVXML, KVCFG_DELSOFTHYPHEN, TRUE, NULL);
```

3. Call the `fpConvertStream()` or `KVXMLConvertFile()` function. See [fpConvertStream\(\), on page 141](#) or [KVXMLConvertFile\(\), on page 169](#).

Extract Custom Metadata from PDF Files

To extract custom metadata from your PDF files, add the custom metadata names to the `pdfsr.ini` file provided, and copy the modified file to the `\bin` directory. You can then extract metadata as you normally would.

The `pdfsr.ini` is in the directory `samples\pdfini`, and has the following structure:

```
<META>
<TOTAL>total_item_number</TOTAL>,
/metadata_tag_name datatype,
</META>
```

| Parameter | Description |
|--------------------------------|--|
| <code>total item number</code> | The total number of metadata tags that are listed. |
| <code>metadata_tag_name</code> | The metadata tag name used in the PDF files. |
| <code>datatype</code> | The data type of the metadata field. Data types are defined in <code>KVSumInfoType</code> . See KVSumInfoType, on page 231 . |

For example:

```
<META>
<TOTAL> 4 </TOTAL>
/part_number      INT4
/volume           INT4
/purchase_date    DATETIME
/customer         STRING
</META>
```

Configure the Size of Exported Images

When you use the `pdf2sr` reader to export images of the pages in a PDF file, you can configure the size of the images produced by KeyView.

NOTE: When a page in a PDF document consists of a single embedded image (such as when the PDF is a scanned document), the page image is output at the original size of the embedded image and the following settings have no effect.

To configure the size of images produced by pdf2sr

1. Open the configuration file `formats_e.ini`.
2. Find the section `[pdf2sr]`, or create the section if it does not exist.
3. Set the configuration parameters `XMLXRes` and `XMLYRes`. `XMLXRes` specifies the width of the output image and `XMLYRes` specifies the height.
 - To specify an absolute size, in pixels, use positive values. The aspect ratio is always maintained, so you can set one of the dimensions and set the other parameter to `0`. For example, to output images of PDF pages where the height of each image is 400 pixels, use the following configuration:

```
[pdf2sr]
XMLXRes=0
XMLYRes=400
```

If you set both `XMLXRes` and `XMLYRes` to positive values, KeyView produces the largest image that fits within the specified dimensions (the width or height will be as requested, and the other dimension is smaller than requested if required to preserve the aspect ratio).

- To specify a relative size, set `XMLXRes` to a negative value and `XMLYRes` to `0` (a negative value for `XMLYRes` is ignored). The aspect ratio is always maintained. For example, to output images of PDF pages where the size of each image is 150% of the original size, use the following configuration.

```
[pdf2sr]
XMLXRes=-150
XMLYRes=0
```

NOTE: The default values for `XMLXRes` and `XMLYRes` are shown below. These values produce an image at 113% of the original page size:

```
[pdf2sr]
XMLXRes=-113
XMLYRes=0
```

Convert Spreadsheet Files

Export has special configuration options that allow greater control over the conversion of spreadsheet files.

Convert Hidden Text in Microsoft Excel Files

Normally, Export does not convert hidden text from a Microsoft Excel spreadsheet because it is assumed that the text should not be exposed. You can change this default behavior and convert text in hidden rows, columns, and sheets by adding the following lines to the `formats_e.ini` file:

```
[Options]  
gethiddeninfo=1
```

Convert Headers and Footers in Microsoft Excel 2003 Files

Normally, Export does not convert headers and footers from Microsoft Excel 2003 spreadsheets. You can change this default behavior and convert headers and footers by adding the following lines to the `formats_e.ini` file:

```
[Options]  
ShowHeaderFooter=1
```

Specify Date and Time Format on UNIX Systems

In Microsoft Excel you can choose to format dates and times according to the system locale. On Windows, KeyView uses the system locale settings to determine how these dates and times should be formatted. In other operating systems, KeyView uses the U.S. short date format (*mm/dd/yyyy*). You can change this by specifying the formats you wish to use in the `formats.ini` file.

To specify the system date and time format on UNIX systems

- In the `formats.ini` file, specify the following options:
 - `SysDateTime`. The format to use when a cell is formatted using the system format including both the date and the time.
 - `SysLongDate`. The format to use when a cell is formatted using the system long date format.
 - `SysShortDate`. The format to use when a cell is formatted using the system short date format.
 - `SysTime`. The format to use when a cell is formatted using the system time format.

NOTE: These values cannot contain spaces.

For example, if you specify `SysDateTime=%d/%m/%Y`, dates and times are extracted in the following format:

28/02/2008

The format arguments are the same as those for the `strftime()` function. Refer to the following web page for more information.

See <http://linux.die.net/man/3/strftime> for more information.

Convert Very Large Numbers in Spreadsheet Cells to Precision Numbers

You can export numbers in Microsoft Excel files and write them to the output without formatting. By default, numbers are exported in the format specified by the Excel file (for example, *General*,

Currency, and *Date*). Spreadsheets might contain cells that have very large numbers in them. Excel displays the numbers in a scientific notation that rounds or truncates the numbers.

To export numbers without formatting, add the following options in the following lines to the `formats_e.ini` file:

```
[Options]  
ignoredefnumformats=1
```

Extract Microsoft Excel Formulas

Normally, the actual value of a formula is extracted from an Excel spreadsheet; the formula from which the value is derived is not included in the output. However, KeyView enables you to include the value as well as the formula in the output. For example, if Export is configured to extract the formula and the formula value, the output might look like this:

```
245 = SUM(B21:B26)
```

The calculated value from the cell is 245, and the formula from which the value is derived is SUM (B21:B26).

NOTE: Depending on the complexity of the formulas, enabling formula extraction might result in slightly slower performance.

To set the extraction option for formulas, add the following lines to the `formats_e.ini` file:

```
[Options]  
getformulastring=option
```

where *option* is one of the following:

| Option | Description |
|--------|---|
| 0 | Extract the cell value only. This is the default. |
| 1 | Extract the formula only. |
| 2 | Extract the formula and the cell value. |

NOTE: If a function in a formula is invalid, and option 1 or 2 is specified, only the calculated value is extracted.

Set Minimum Image Size

You can set a minimum size limit for the images to export from spreadsheet files. This option can improve performance for documents that have lots of very small images.

To set the minimum image size, add the following lines to the `formats_e.ini` file:

```
[ss_flags]
process_images_with_min_width=N
process_images_with_min_height=M
```

where *N* and *M* are the minimum image dimensions, in pixels. For example:

```
[ss_flags]
process_images_with_min_width=150
process_images_with_min_height=250
```

Convert Presentation Files

Export has special configuration options that allow greater control over the conversion of presentation files.

Convert Presentation Files to Raster Images

Export allows you to convert each slide in a presentation document to a raster image, providing a high-fidelity conversion of the document.

The output format depends on the value of `bRasterizeFiles` in `KVXMLOptions`. See [KVXMLOptions, on page 202](#).

Convert Presentation Files to a Logical Reading Order

Some presentation files do not store the logical structure of the original document—the correct reading order, for example, and the presence and meaning of significant elements such as headers, footers, columns, tables, and so on.

In general, when you convert a presentation slide to a raster image, the output file retains the logical reading order because it uses the correct coordinates for each element in the output. However, if you do not use the `bRasterizeFiles` option in `KVXMLOptions` to produce a raster image, you might find that the export process generates output for some files that does not match the logical reading order.

When you do not want to rasterize your presentation files, you can use the `formats_e.ini` file to retain the logical reading order in your files.

The `formats_e.ini` file is in the directory `install\OS\bin`, where `install` is the path name of the Export installation directory and `OS` is the name of the operating system.

To enable logical reading order by using the `formats_e.ini` file

- In the `formats_e.ini` file, find the `[Options]` section, and set `LogicalOrder` to **1**.

For example:

```
[Options]
LogicalOrder=1
```


Mitigate Text Wrapping

When KeyView cannot render text in exactly the same way as in the original presentation (for example because exact font information is not available), the text might end up too large for the box that contains it. In this case, it might clip at the box edge, or overwrite other text.

To mitigate this effect, you can use the `GraphicFontScale` option to reduce the size of all text rendered to images by a certain amount.

NOTE: The `GraphicFontScale` option is available only on certain platforms (see [GraphicFontScale option](#) in the platform differences section).

The default value is `1`. You can set it to a value between `0.01` and `100.0` to scale the text rendered into images by this amount. Setting `GraphicFontScale` to slightly less than one can help prevent truncation and wrapping when KeyView does not have access to exactly the correct font. For example:

```
[Options]  
GraphicFontScale=0.95
```

Convert XML Files

Export enables you to extract all or selected content from source XML files (see [Configure Element Extraction for XML Documents, below](#)). It detects the following XML formats:

- generic XML
- Microsoft Office 2003 XML (Word, Excel, and Visio)
- StarOffice/OpenOffice XML (text document, presentation, and spreadsheet)

See [File Format Detection, on page 372](#) for more information on format detection.

Configure Element Extraction for XML Documents

When you convert XML files, you can specify which elements and attributes are extracted according to the file's format ID or *root element*. This is useful when you want to extract only relevant text elements, such as abstracts from reports, or a list of authors from an anthology.

A root element is an element in which all other elements are contained. In the XML sample below, `book` is the root element:

```
<book>  
  <title>XML Introduction</title>  
  <product id="33-657" status="draft">XML Tutorial</product>  
  <chapter>Introduction to XML  
    <para>What is HTML</para>  
    <para>What is XML</para>  
  </chapter>  
  <chapter>XML Syntax
```

```
<para>Elements must have a closing tag</para>  
<para>Elements must be properly nested</para>  
</chapter>  
</book>
```

For example, you could specify that when converting files with the root element `book`, the element title is extracted as metadata, and only product elements with a `status` attribute value of `draft` are extracted.

When you extract an element, the child elements within the element are also extracted. For example, if you extract the element `chapter` from the sample above, the child element `para` is also extracted.

Export defines default element extraction settings for the following XML formats:

- generic XML
- Microsoft Office 2003 XML (Word, Excel, and Visio)
- StarOffice/OpenOffice XML (text document, presentation, and spreadsheet)

These settings are defined internally and are used when converting these file formats; however, you can modify their values.

In addition to the default extraction settings, you can also add custom settings for your own XML document types. If you do not define custom settings for your own XML document types, the settings for the generic XML are used.

Modify Element Extraction Settings

You can modify configuration settings for XML documents by using the API.

You can also test this feature by modifying the `kvxconfig.ini` file, and passing it to the sample program `xmlini`.

NOTE: You can use customized element extraction settings only when converting files in process. When converting out of process, the default extraction settings are used.

Use the C API

You can use the C API to modify the settings for the standard XML document types or add configuration settings for your own XML document types.

To modify settings

1. Call the `fplnit()` or `fplnitWithLicenseData()` function.
2. Define the `KVXConfigInfo` structure. See [KVXConfigInfo](#), on page 193.
3. Call the `KVXMLConfig()` function with the following arguments (see [KVXMLConfig\(\)](#), on page 161):

| Argument | Parameter |
|----------|--|
| nType | KVCFG_SETXMLCONFIGINFO |
| nValue | 0 |
| pData | address of the KVXConfigInfo structure |

For example:

```
KVXConfigInfo xinfo; /* populate xinfo */
(*fpXMLConfig)(pKVXML, KVCFG_SETXMLCONFIGINFO, 0, &xinfo);
```

- Repeat steps 2 and 3 until the settings for all the XML document types you want to customize are defined.
- Call the function `fpConvertStream()` or `KVXMLConvertFile()`. See [fpConvertStream\(\), on page 141](#) or [KVXMLConvertFile\(\), on page 169](#).

Modify Element Extraction Settings in the kvxconfig.ini File

The `kvxconfig.ini` file contains default element extraction settings for supported XML formats. The file is in the directory `install\OS\bin`, where `install` is the path name of the Export installation directory and `OS` is the name of the operating system.

For example, the following entry defines extraction settings for the Microsoft Visio 2003 XML format:

```
[config3]
eKVFormat=MS_Visio_XML_Fmt
szRoot=
szInMetaElement=DocumentProperties
szExMetaElement=PreviewPicture
szInContentElement=Text
szExContentElement=
szInAttribute=
```

The following options are available.

| Configuration Option | Description |
|----------------------|--|
| eKVFormat | The format ID as detected by the KeyView detection module. This determines the file type to which these extraction settings apply. See File Format Detection, on page 372 for more information on format ID values. If you are adding configuration settings for a custom XML document type, this is not defined. |
| szRoot | The file's root element. When the format ID is not defined, the root element is used to determine the file type to which these settings apply. To further qualify the element, specify its namespace. See Specify an Element's Namespace and Attribute, on the next page . |
| szInMetaElement | The elements extracted from the file as metadata. All other elements are |

| Configuration Option | Description |
|----------------------|---|
| | <p>extracted as text.</p> <p>Multiple entries must be separated by commas. To further qualify the element, specify its namespace, its attributes, or both. See Specify an Element's Namespace and Attribute, below.</p> |
| szExMetaElement | <p>The child elements in the included metadata elements that are not extracted from the file as metadata. For example, the default extraction settings for the Visio XML format extract the DocumentProperties element as metadata. This element includes child elements such as Title, Subject, Author, Description, and so on. However, the child element PreviewPicture is defined in szExMetaElement because it is binary data and should not be extracted.</p> <p>You cannot exclude any metadata elements from the output for StarOffice files. All metadata is extracted regardless of this setting.</p> <p>Multiple entries must be separated by commas. To further qualify the element, specify its namespace, its attributes, or both. See Specify an Element's Namespace and Attribute, below.</p> |
| szInContentElement | <p>The elements extracted from the file as content text. Enter an asterisk (*) to extract all elements including child elements.</p> <p>Multiple entries must be separated by commas. To further qualify the element, specify its namespace, its attributes, or both. See Specify an Element's Namespace and Attribute, below.</p> |
| szExContentElement | <p>The child elements in the included content elements that are not extracted from the file as content text.</p> <p>Multiple entries must be separated by commas. To further qualify the element, specify its namespace, its attributes, or both. See Specify an Element's Namespace and Attribute, below.</p> |
| szInAttribute | <p>The attribute values extracted from the file. If attributes are not defined here, attribute values are not extracted.</p> <p>Enter the namespace (if used), element name, and attribute name in the following format:</p> <p><i>namespace:elementname@attributename</i></p> <p>For example:</p> <p>keyview:division@name</p> <p>Separate multiple entries with commas.</p> |

Specify an Element's Namespace and Attribute

To further qualify an element, you can specify that the element must exist in a certain namespace, must contain a specific attribute, or both. To define the namespace *and* attribute of an element, enter the following:

ns_prefix:elemname@attribname=attribvalue

You must enclose attribute values that contain space in quotation marks.

For example, the following entry:

```
bg:language@id=xml
```

extracts a language element in the namespace `bg` that contains the attribute name `id` with the value of `"xml"`. This entry extracts the following element from an XML file:

```
<bg:language id="xml">XML is a simple, flexible text format derived from  
SGML</bg:language>
```

but does not extract:

```
<bg:language id="sgml">SGML is a system for defining markup languages.</bg:language>  
or
```

```
<adv:language id="xml">The namespace should be a Uniform Resource Identifier  
(URI).</adv:language>
```

Add Configuration Settings for Custom XML Document Types

You can define element extraction settings for custom XML document types by adding the settings to the `kvxconfig.ini` file. For example, for files containing the root element `keyviewxml`, you could add the following section to the end of the initialization file:

```
[config101]  
eKVFormat=  
szRoot=keyviewxml  
szInMetaElement=dc:title,dc:meta@title,dc:meta@name=title  
szExMetaElement=  
  
szInContentElement=keyview:division@name=dev,keyview:division@name=export,p@style="H  
eading 1"  
szExContentElement=  
szInAttribute=keyview:division@name
```

The custom extraction settings must be preceded by a section heading named `[config N]`, where N is an integer that starts at 100 and increases by 1 for each additional file type (for example, `[config100]`, `[config101]`, `[config102]`, and so on). The default extraction settings for the supported XML formats are numbered `config0` to `config99`. Currently only 0 to 6 are used.

Because a custom XML document type is not recognized by the KeyView detection module, the format ID is not defined. The file type is identified by the file's root element only.

If a custom XML document type is not defined in the `kvxconfig.ini` file or by the `KVXMLConfig()` function, the default extraction settings for a generic XML document are used.

Show Hidden Data

Microsoft Word, Excel, and PowerPoint documents contain hidden information, some of which is shown by default when exported, and some of which is hidden by default. There are several options that allow you to determine which types of hidden data are shown.

Hidden Data in Microsoft Documents

You can show several types of hidden data from Microsoft Word, Excel, and PowerPoint documents, each of which has a corresponding flag in the [KVXMLConfig\(\)](#), on page 161 function, which you can set to change the default behavior. The following table lists each data type, its default behavior, and its corresponding configuration API flag.

Hidden data settings

| Hidden Data Type | Default Behavior | Configuration API Flag |
|--------------------------|--------------------|--|
| Microsoft Word | | |
| Comments ¹ | Shown ² | KVCFG_WP_NOCOMMENTS |
| Hidden text | Hidden | KVCFG_WP_SHOWHIDDENTEXT |
| Date field codes | Calculated date | KVCFG_WP_SHOWDATEFIELDPCODE |
| File name field codes | Document file name | KVCFG_WP_SHOWFILENAMEFIELDPCODE |
| Microsoft Excel | | |
| Hidden information | Hidden | KVCFG_SS_SHOWHIDDENINFOR |
| Comments | Hidden | KVCFG_SS_SHOWCOMMENTS |
| Formulas | Calculated value | KVCFG_SS_SHOWFORMULA |
| Microsoft PowerPoint | | |
| Hidden slides | Shown | KVCFG_PG_HIDEHIDDENSLIDE |
| Comments | Shown ³ | KVCFG_PG_HIDECOMMENT |
| Comments slide | Hidden | KVCFG_PG_SHOWCOMMENTSSSLIDE ⁴ |
| Slide notes ⁵ | Hidden | KVCFG_PG_SHOWSLIDENOTES |

¹Word comment settings can also be toggled with a configuration parameter in the `formats_e.ini` file. See [Toggle Word Comment Settings in the formats_e.ini File, on the next page](#).

²Shown by default in documents from Microsoft Word 97 and later.

³Shown by default in Microsoft PowerPoint 97 to 2000 documents.

⁴This setting affects PowerPoint 2003 and 2007 only.

⁵PowerPoint slide note settings can also be toggled with a configuration parameter in the `formats_e.ini` file. See [Toggle PowerPoint Slide Note Settings in the formats_e.ini File, on the next page](#).

To toggle the display of any type of hidden data

- Use the configuration API and set the third parameter to **TRUE** or **FALSE**:

```
(*fpHTMLConfig)(pKVHTML, KVCFG_WP_NOCOMMENTS, TRUE, NULL)
```

In this example, comments will not be exported from Word documents.

NOTE: The third parameter affects the *default* behavior. To change the default behavior, set it to **TRUE**.

For more information, see [KVXMLConfig\(\), on page 161](#).

Toggle Word Comment Settings in the `formats_e.ini` File

Microsoft Word 97 to 2003 comment settings can also be controlled through a parameter in the `formats_e.ini` file.

The `formats_e.ini` file is in the directory `install\OS\bin`, where `install` is the path name of the Export installation directory and `OS` is the name of the operating system.

To toggle comment output in `formats_e.ini`

1. Open the `formats_e.ini` file in a text editor.
2. Under [Options], add the `WP_NOCOMMENTS` parameter and set it to `0` to show comments, or `1` to hide comments. For example:

```
[Options]  
WP_NOCOMMENTS=1
```

NOTE: The `KVCFG_WP_NOCOMMENTS` configuration API flag overrides the setting in `formats_e.ini`.

Toggle PowerPoint Slide Note Settings in the `formats_e.ini` File

Microsoft PowerPoint slide note settings can also be controlled through a parameter in the `formats_e.ini` file.

The `formats_e.ini` file is in the directory `install\OS\bin`, where `install` is the path name of the Export installation directory and `OS` is the name of the operating system.

To toggle slide note output in `formats_e.ini`

1. Open the `formats_e.ini` file in a text editor.
2. Under [Options], add the `ShowSlideNotes` parameter and set it to `1` to show slide notes, or `0` to hide slide notes. For example:

```
[Options]  
ShowSlideNotes=1
```

NOTE: The `KVCFG_PG_SHOWSLIDENOTES` configuration API flag overrides the setting in `formats_e.ini`.

Exclude Japanese Guide Text

This option prevents output of Japanese phonetic guide text when Microsoft Excel (.xlsx) files are processed.

To prevent output of Japanese phonetic guide text

- In `formats_e.ini`, set the following parameter.

```
[Options]
NoPhoneticGuides=TRUE
```

Obtain Image Info

When exporting from presentation graphics files, and when using the `pdf2sr` reader to export from PDF files, KeyView can obtain information about the number of images that it would create during export, without having to run a full export. This option uses function pointers that are part of the [KVXMLInterfaceEx](#), on page 200 structure.

To extract image information

1. Initialize an image information session by calling the `fpGetOutputImageInfos()` function. You must pass the return value for this function to the other image functions.
2. Call the `fpGetOutputImageCount()` function to get the number of images identified.
3. (Optional) For each image, call `fpGetOutputImageInfo()` to obtain the image dimensions.
4. Free the internal resources associated with the image information session by calling `fpFreeImageInfos()`.

Example

```
int numberOfImages = 0;
void* pImageInfoContext = (*KVXMLInt.fpGetOutputImageInfos)(pContext, &inputStream,
&options);
if (pImageInfoContext == NULL)
{
    // Error handling code would go here.
    // fpGetKvErrorCode() could be called here to investigate.
}
(*KVXMLInt.fpGetOutputImageCount)(pImageInfoContext, &numberOfImages);
```



```
for (int i = 0; i < numberOfImages; i++)  
{  
    KVXMLImageInfo imageInfo;  
    KVStructInit(&imageInfo);  
    if ((*KVXMLInt.fpGetOutputImageInfo)(pImageInfoContext, i, &imageInfo))  
    {  
        // imageInfo.nWidth and imageInfo.nHeight  
        // contain the dimensions at this point.  
    }  
}  
(*KVXMLInt.fpFreeImageInfos)(pContext, pImageInfoContext);  
pImageInfoContext = NULL;
```

Source Code Identification

When KeyView auto-detects a file that contains source code, it can attempt to identify the programming language that it is written in.

When you do not enable source code identification, files containing source code may be identified as ASCII text files, causing the application to treat them in the same way as ordinary text. However, in many instances, it can be useful to route these files elsewhere or filter them out. For example, indexing source code into an IDOL index has minimal value and could bloat the engine with terms that are of no use in retrieval. You can use source code identification to identify files containing a particular programming language as a more specific format.

NOTE: Source code identification is available only on certain platforms (see [source code identification](#) in the platform differences section).

You can set source code identification to different levels.

| Option | Description |
|-----------------------|--|
| KVSOURCECODE_OFF | Do not enable source code identification. |
| KVSOURCECODE_ENABLED | Enable source code identification for the most common source code formats. |
| KVSOURCECODE_EXTENDED | Enable source code identification for all supported source code formats. This option might lead to false positives in some cases (for example, a C++ file might get identified as a rarer format). |

For the complete list of source code formats supported for both options, see [Supported Formats, on page 240](#).

To configure source code identification

- In `formats_e.ini`, set the following parameter to the appropriate level.

```
[Options]  
SourceCodeDetection=KVSOURCECODE_ENABLED
```

Configure the Proxy for RMS

When KeyView needs to access contents that are protected by the Microsoft Rights Management System (RMS), it must make HTTP requests. By default, KeyView uses the system proxy settings for these requests.

To use different proxy settings, you can configure them in the `[RMS]` section of the `formats_e.ini` configuration file. The following table describes the available options.

| Parameter | Description |
|----------------|--|
| UseSystemProxy | <p>Whether to obtain details about your HTTP proxy from the system. By default, this parameter is set to TRUE, which means:</p> <ul style="list-style-type: none">• On Microsoft Windows platforms, KeyView reads the proxy settings that are configured in the Windows Control Panel.• On Linux, KeyView reads the proxy settings from environment variables such as <code>HTTP_PROXY</code> and <code>HTTPS_PROXY</code>. <p>You can use <code>UseSystemProxy</code> instead of setting the other proxy parameters (<code>ProxyHost</code>, <code>ProxyPort</code>, <code>ProxyUsername</code>, and <code>ProxyPassword</code>). When <code>UseSystemProxy</code> is set to TRUE, you must remove these other parameters from your configuration.</p> <p>Set <code>UseSystemProxy</code> to FALSE to use different proxy settings. In this case you must set at least <code>ProxyHost</code> and <code>ProxyPort</code>.</p> |
| ProxyHost | The host name or IP address of the proxy server. |
| ProxyPassword | The password to use to authenticate with the proxy server. |
| ProxyPort | The port of the proxy server to use to access the repository. This port must be greater than 0, and less than 65535. |
| ProxyUsername | The user name to use to authenticate with the proxy server. |

Chapter 5: Sample Programs

This section describes the sample programs provided with XML Export.

| | |
|--------------------------------------|-----|
| • Introduction | 99 |
| • tstxtract | 100 |
| • cnv2xml | 101 |
| • cnv2xmloop | 102 |
| • metadata | 103 |
| • xmlini | 103 |
| • xmlcallback | 105 |

Introduction

The sample programs demonstrate how to use XML Export. The sample code is intended to provide a starting point for your own applications or to be used for reference purposes.

The following sample programs are provided:

- [tstxtract, on the next page](#)
- [cnv2xml, on page 101](#)
- [cnv2xmloop, on page 102](#)
- [metadata, on page 103](#) (Windows only)
- [xmlini, on page 103](#)
- [xmlcallback, on page 105](#) (Windows only)

The source code and makefile for each program are in the following directory, where *install* is the path of the Export installation directory, and *program_name* is the name of the sample program:

```
install\xmlexport\programs\program_name
```

The sample programs pass license information to KeyView using `fpInitWithLicenseData()`. This is the method recommended by Micro Focus. Before the sample programs can be compiled, you must replace the parameters `YOUR_LICENSE_ORGANIZATION` and `YOUR_LICENSE_KEY` in the `fpInitWithLicenseData()` function call with your license information.

To compile the sample programs, use the makefiles provided in the sample programs' directory. Ensure the XML Export `include` directory is specified in the include path of the project. After the executables are compiled and built, you must place them in the same directory as the XML Export libraries.

NOTE: Compiled binaries are provided for some of the sample programs, in the *PLATFORM/bin* folder. These have an embedded trial license, which expires approximately five months after

release. If the environment variables `KV_SAMPLE_PROGRAM_LICENSE_ORGANIZATION` and `KV_SAMPLE_PROGRAM_LICENSE_KEY` are set, their values are used instead of the trial license. This allows you to continue to use the program after the embedded trial license has expired, and also to test or troubleshoot with your actual license.

tstxtract

The `tstxtract` sample program demonstrates the File Extraction API. It opens a file, extracts subfiles from the file, and repeats the extraction process until all subfiles are extracted. It also demonstrates how to extract the default set of metadata and pass integer or string names to extract specific metadata. After the files are extracted, you can convert the files by using one of the conversion sample programs.

The source code for the `tstxtract` sample program is the same for the Filter and Export SDKs. A flag in the makefile specifies whether the program is compiled for Filter, HTML Export, or XML Export.

To run `tstxtract`, type the following at the command line:

```
tstxtract [options] input_file output_directory bin_directory
```

where:

- *options* is one or more of the following:

| Option | Description |
|-------------------------------|--|
| -c charset | Specify the target character set, for example <code>KVCS_SJIS</code> . See Coded Character Sets, on page 350 for a full list of supported character sets. |
| -cf keyfile1, keyfile2,... | Specify one or more credential files (private keys) to use to decrypt encrypted <code>.EML</code> , <code>.MBX</code> , <code>.PST</code> , or <code>.MSG</code> files. |
| -l logfile | Specify the path and file name of the log file in which metadata is written. |
| -lm | Retrieve metadata and write the data to the log file. |
| -lms metaname1, metaname2,... | Retrieve metadata with string metanames and write the data to the log file for <code>.MSG</code> , <code>.EML</code> , <code>.MBX</code> , and <code>.NSF</code> files. |
| -lmi metaint1, metaint2,... | Retrieve metadata with integer (hexadecimal) metanames and write the data to the log file for <code>.PST</code> files. |
| -lma | Retrieve all metadata from an <code>.NSF</code> file and write the data to the log file. |
| -r | Recursively extract second-level subfiles to the specified output directory. For example, if a <code>.ZIP</code> file contains a Microsoft Word file and the Word file contains an embedded Microsoft Excel file, set the <code>-r</code> option to extract both the Word and Excel files. |

| Option | Description |
|--------|---|
| | If this option is not set, only first-level subfiles are extracted. In this case, only the Word file would be extracted. |
| -msg | Extract mail messages in a .PST file as an .MSG file, including all of its attachments. If this flag is not set, the mail message is extracted as text. This option sets the KVExtractionFlag_SaveAsMSG flag in the KVExtractSubFileArg structure. |
| -f | Extract the formatted version of the message body (HTML or RTF) from mail files when possible. If neither an HTML nor RTF version of the message body exists in the mail file, it is extracted as plain text. If you do not set this flag, the message body is extracted as plain text when possible. |
| -t | Preserve the timestamp of embedded files when possible. |
| -h | Extract hidden text. |

- *input_file* is the full path and file name of the source document.
- *output_directory* is the directory to which the files are extracted.
- *bin_directory* is the path to the Export bin directory. This is required if you do **not** run the program from the KeyView bin directory.

cnv2xml

The `cnv2xml` sample program creates a single, formatted XML output file. This program runs on both Windows and UNIX platforms.

To run `cnv2xml`, type the following at the command line:

```
cnv2xml [options] inputfile outputfile
```

where:

options is one or more of the options listed in [Options for cnv2xml, below](#).

inputfile is the full path and file name of the source document.

outputfile is the full path and file name of the first XML output file.

The following options are available.

Options for cnv2xml

| Option | Description |
|-------------------------|--|
| -c KVCFG_SUPPRESSIMAGES | This option specifies that XML output includes verbose markup, but no images. If this option is not set, embedded images in a document are regenerated as separate files and stored in the output directory. |

Options for `cnv2xml`, continued

| Option | Description |
|--|--|
| | KVXMLConfig() , on page 161. |
| <code>-c KVCFG_ENABLEPOSITIONINFO</code> | This option specifies that a position element is included in the markup for PDF documents. The position element defines the absolute position of the text relative to the bottom left corner of the page, and includes additional information such as font and color. KVXMLConfig() , on page 161. |
| <code>-c KVCFG_DELSOFTHYPHEN</code> | This option specifies that soft hyphens in PDF files are deleted from the converted output. See Control Hyphenation , on page 83. |
| <code>-pdfltr</code> | This option specifies that PDF files are output in a logical reading order, and the paragraph direction is left to right. See Convert PDF Files to a Logical Reading Order , on page 80. |
| <code>-pdfrtl</code> | This option specifies that PDF files are output in a logical reading order, and the paragraph direction is right to left. See Convert PDF Files to a Logical Reading Order , on page 80. |
| <code>-pdfauto</code> | This option specifies that PDF files are output in a logical reading order. The PDF reader determines the paragraph direction (left-to-right or right-to-left) for each PDF page, and then sets the direction accordingly. See Convert PDF Files to a Logical Reading Order , on page 80. |
| <code>-pdfraw</code> | This option specifies that PDF files are output in an unstructured paragraph flow. This is the default. Set this flag if logical reading order is enabled, and you want to return to an unstructured paragraph flow. See Convert PDF Files to a Logical Reading Order , on page 80. |

cnv2xmloop

The `cnv2xmloop` sample program creates a single, formatted XML output file, but unlike `cnv2xml`, it converts the file out of process. See [Convert Files Out of Process](#), on page 28 for more information on out of process conversions. This program runs on both Windows and UNIX platforms.

To run `cnv2xmloop`, type the following at the command line:

```
cnv2xmloop [options] inputfile outputfile
```

where:

options is one or more of the options listed in [Options for `cnv2xmloop`](#), on the next page.

inputfile is the full path and file name of the source document.

outputfile is the full path and file name of the XML output file.

The following options are available.

Options for `cnv2xmloop`

| Option | Description |
|--|--|
| <code>-c KVCFG_SUPPRESSIMAGES</code> | This option specifies that XML output includes verbose markup, but no images. If you do not set this option, embedded images in a document are regenerated as separate files and stored in the output directory. See KVXMLConfig() , on page 161. |
| <code>-c KVCFG_ENABLEPOSITIONINFO</code> | This option specifies that a position element is included in the markup for PDF documents. The position element defines the absolute position of the text relative to the bottom left corner of the page, and includes additional information such as font and color. See KVXMLConfig() , on page 161. |

metadata

The `metadata` sample program converts a source document into a single XML file that contains only the document metadata (Author, Subject, Title, and so on). This program runs on both Windows and UNIX platforms.

To run `metadata`, type the following at the command line:

```
metadata inputfile outputfile
```

where:

inputfile is the full path and file name of the source document.

outputfile is the full path and file name of the first XML output file.

xmlini

The `xmlini` sample program is used in conjunction with template files to produce well-formed XML documents. For more information, see [Explore Conversion Options with the Sample Programs](#), on page 36. Sample template files are in the `programs\ini` directory. This program runs on both Windows and UNIX platforms.

To run `xmlini`, type the following at the command line:

```
xmlini [options] inifile inputfile outputfile
```

where:

options is one or more of the options listed in [Options for xmlini](#), on the next page.

inifile is the full path and file name of a template file.

inputfile is the full path and file name of the source document.

outputfile is the full path and file name of the first XML output file.

The following options are available.

Options for `xm1ini`

| Option | Description |
|------------------------------------|---|
| <code>-s stylesheetfile</code> | Reads style sheet information from an existing style sheet file, or writes the information to an external CSS file. See Use Style Sheets with <code>xm1ini</code>, below . |
| <code>-x xmlconfig_filename</code> | Converts an XML file by using customized element extraction settings defined in the <code>kvxconfig.ini</code> file. If you do not enter the full path to the template file, the program looks for the file in the current working directory (<code>install\OS\bin</code> , where <code>install</code> is the path name of the Export installation directory and <code>OS</code> is the name of the operating system). See Convert XML Files, on page 89 . |
| <code>-rm</code> | If you set this flag, text and graphics that were deleted from a document with a revision tracking feature enabled are converted, and revision tracking information is included in the XML output. See Convert Revision Tracking Information, on page 78 . |
| <code>-oop</code> | Runs the conversion out of process. |
| <code>-f1</code> | Prints a list of converted files in the console. |

If the XML file is output to a directory other than the directory `programs\tempout`, you must update the XML markup so that, the browser can find images used by the template (such as backgrounds or corporate logos) and the style sheet. The markup contains relative references to the image files (`..\images`).

Use Style Sheets with `xm1ini`

The `xm1ini` sample program provides an option that allows XML Export to read Cascading Style Sheet (CSS) or Extensible Style Sheet Language (XSL) style sheet information from an existing style sheet file, or to write CSS information to an external CSS file. If the CSS does not exist, it is created. The style sheet name is referenced in the output XML, for example:

```
<?xml-stylesheet href="c:\mystyle.css" type="text/css"?>
```

This type of conversion makes the XML output document significantly smaller and enables you to use the same style sheet for many conversions.

To apply an existing style sheet to a conversion by using the `xm1ini` sample program

1. In the template file, set `eStyleSheetType` to either `XML_CSS` or `XML_XSL`. This specifies that the formatting data is stored in either a CSS or XSL style sheet.
2. At the command prompt, type:

```
xm1ini -s stylesheetname inifile inputfile outputfile
```

where `stylesheetname` is the path and file name of the CSS or XSL file.

xmlcallback

The `xmlcallback` sample program demonstrates how you can control the conversion to generate specialized output while it is in progress. The program employs developer-defined callbacks during conversion. This program runs on Windows platforms only.

To run `xmlcallback`, type the following at the command line:

```
xmlcallback inputfile outputfile
```

where:

inputfile is the full path and file name of the source document.

outputfile is the full path and file name of the first XML output file.

Part III: C API Reference

This section provides detailed reference information for the C-language implementation of the File Extraction and Export APIs.

- [File Extraction API Functions](#)
- [File Extraction API Structures](#)
- [XML Export API Functions](#)
- [XML Export API Callback Functions](#)
- [XML Export API Structures](#)
- [Enumerated Types](#)

Chapter 6: File Extraction API

Functions

This section describes the functions in the File Extraction API. The File Extraction functions open a container file, and extract the container's subfiles so that the subfiles are exposed and available for conversion. Subfiles can be files within a Zip archive, messages in a mail store, attachments in a mail message, or OLE objects embedded in a compound document.

Each function appears as a function prototype followed by a description of its arguments, its return value, and a discussion of its use.

| | |
|---|-----|
| • KVGetExtractInterface() | 107 |
| • fpCloseFile() | 108 |
| • fpCloseSubFile() | 109 |
| • fpExtractSubFile() | 109 |
| • fpFreeStruct() | 111 |
| • fpGetExtractInfo() | 112 |
| • fpGetExtractStatus() | 112 |
| • fpGetMainFileInfo() | 113 |
| • fpGetSubFileInfo() | 114 |
| • fpGetSubFileMetaData() | 115 |
| • fpOpenFile() | 117 |
| • fpOpenSubFile() | 118 |

KVGetExtractInterface()

This function is the entry point to obtain the file extraction functions. When `KVGetExtractInterface()` is called, it assigns the function pointers in the structure `KVExtractInterface` to the functions described in this section.

Syntax

```
int pascal KVGetExtractInterface (  
    void *pContext,  
    KVExtractInterface pIextract);
```

Arguments

- pContext** A pointer returned from `fpInit()` or `fpInitWithLicenseData()`.
- pIextract** A pointer to the [KVExtractInterface](#) structure, which contains function pointers that `KVGetExtractInterface()` assigns to all other file extraction functions.
- Before you initialize the `KVExtractInterface` structure, use the macro `KVStructInit` to initialize the `KVStructHead` structure.

Returns

- If the call is successful, the return value is `KVERR_Success`.
- If the call is not successful, the return value is an error code.

Example

```
fpKVGetExtractInterface =  
(int (pascal *) ( void *, KVExtractInterface))myGetProcAddress(hKVExport,  
(char*)"KVGetExtractInterface");  
/*Initialize file extraction interface structure using KVStructInit*/  
KVStructInit(&extractInterface);  
/* Retrieve file extraction interface */  
error = (*fpKVGetExtractInterface)(pExport,&extractInterface))
```

fpCloseFile()

This function frees the memory allocated by [fpOpenFile\(\)](#) and closes the file.

Syntax

```
int (pascal *fpCloseFile) (void *pFile);
```

Arguments

- pFile** The identifier of the file. This is a file handle returned from `fpOpenFile()`.

Returns

- If the file is closed, the return value is `KVERR_Success`.
- If the file is not closed, the return value is an error code.

Example

```
extractInterface->fpCloseFile(pFile);  
pFile = NULL;
```

fpCloseSubFile()

Closes a stream opened by [fpOpenSubFile\(\)](#).

Syntax

```
int (pascal *fpCloseSubFile) (  
    KVInputStream *stream);
```

Arguments

`stream` The stream to close. This is a pointer returned by [fpOpenSubFile\(\)](#).

Returns

- If the subfile is closed, the return value is `KVERR_Success`
- If the subfile is not closed, the return value is an error code.

fpExtractSubFile()

This function extracts a subfile from a container file to a user-defined path or output stream. This call returns file format information when file is extracted to a path.

Syntax

```
int (pascal *fpExtractSubFile) (  
    void *pFile,
```

```
KVExtractSubFileArg    extractArg,  
KVSubFileExtractInfo  *extractInfo);
```

Arguments

| | |
|-------------|--|
| pFile | The identifier of the file. This is a file handle returned from fpOpenFile() . |
| extractArg | A pointer to the structure KVExtractSubFileArg , which defines the subfile to be extracted. Before you initialize the KVExtractSubFileArg structure, use the macro KVStructInit to initialize the KVStructHead structure. |
| extractInfo | A pointer to the structure KVSubFileExtractInfo , which defines information about the extracted subfile. |

Returns

- If the subfile is extracted from the container file, the return value is [KVERR_Success](#).
- If the subfile is not extracted from the container file, the return value is an error code.

Discussion

- After the file is extracted, call [fpFreeStruct\(\)](#) to free the memory allocated by this function.
- If the subfile is embedded in the main file as a link and is stored externally, [extractInfo->infoFlag](#) is set to [KVSubFileExtractInfoFlag_External](#).

For example, the subfile might be an object that was embedded in a Word document by using "Link to File," or an attachment that is referenced in an MBX message. This type of subfile cannot be extracted. You must write code to access the subfile based on the path in the member [extractInfo->filePath](#) or [extractInfo->fileName](#). See [KVSubFileExtractInfo](#), on [page 132](#).

Example

```
KVSubFileExtractInfo  extractInfo = NULL;  
  
KVStructInit(&extractArg);  
  
extractArg.index = index;  
extractArg.extractionFlag = KVExtractionFlag_CreateDir | KVExtractionFlag_Overwrite;  
extractArg.filePath = subFileInfo->subFileName;  
  
/*Extract this subfile*/  
error=extractInterface->fpExtractSubFile(pFile,&extractArg,&extractInfo);
```

```
if ( error )
{
    extractInterface->fpFreeStruct(pFile,extractInfo);
    subFileInfo = NULL;
}
```

fpFreeStruct()

This function frees the memory allocated by fpGetMainFileInfo(), fpGetSubFileInfo(), fpGetSubFileMetadata(), and fpExtractSubFile().

Syntax

```
int (pascal *fpFreeStruct) (
    void      *pFile,
    void      *obj);
```

Arguments

- pFile** The identifier of the file. This is a file handle returned from [fpOpenFile\(\)](#).
- obj** A pointer to the result object returned by fpGetMainFileInfo(), fpGetSubFileInfo(), fpGetSubFileMetaData, or fpExtractSubFile().

Returns

- If the allocated memory is freed, the return value is KVERR_Success.
- Otherwise, the return value is an error code.

Example

The example below frees the memory allocated by fpGetSubFileInfo():

```
if ( subFileInfo )
{
    extractInterface->fpFreeStruct(pFile,subFileInfo);
    subFileInfo = NULL;
}
```

fpGetExtractInfo()

This function returns information about a stream opened by [fpOpenSubFile\(\)](#).

Syntax

```
int (pascal *fpGetExtractInfo) (  
    KVInputStream *stream,  
    KVSubFileExtractInfo *extractInfo);
```

Arguments

- | | |
|-------------|---|
| stream | The pointer to the KVInputStream structure returned by fpOpenSubFile() . |
| extractInfo | A pointer to a KVSubFileExtractInfo pointer, which will be set to point to information about the extracted subfile. |

Returns

If an issue occurs when obtaining the extraction information, the return value is an error code. Otherwise, the return value is `KVERR_Success`.

Discussion

You must call [fpFreeStruct\(\)](#) to free the memory allocated for `extractInfo`.

fpGetExtractStatus()

This function returns the status of an input stream opened by [fpOpenSubFile\(\)](#).

Syntax

```
int (pascal *fpGetExtractStatus) (  
    KVInputStream *stream);
```

Arguments

- | | |
|--------|--|
| stream | The pointer to the KVInputStream structure returned by fpOpenSubFile() . |
|--------|--|

Returns

If an error occurred when one of the input stream function pointers was last called, this function should return the associated KeyView error code. If no problem was encountered, `KVERR_Success` should be returned.

In exceptional circumstances, a problem may occur when obtaining the status of the stream and, in this case, the error code will reflect this issue instead. For example, if `stream` is `NULL`, `KVError_InvalidArgs` is returned.

Discussion

The status of a `KVInputStream` is set when a call is made to one of the `KVInputStream` function pointers and so this method can be called to establish the cause of any stream function failing. Possible problems include the container holding the subfile having an invalid format and invalid arguments being passed to the stream function pointer.

fpGetMainFileInfo()

This function determines whether a file is a container file—that is, whether it contains subfiles—and should be extracted further.

Syntax

```
int (pascal *fpGetMainFileInfo) (  
    void          *pFile,  
    KVMainFileInfo *fileInfo);
```

Arguments

- | | |
|-----------------------|---|
| <code>pFile</code> | The identifier of the file. This is a file handle returned from fpOpenFile() . |
| <code>fileInfo</code> | A pointer to the structure KVMainFileInfo . This structure contains information about the file. |

Returns

- If the file information is retrieved, the return value is `KVERR_Success`.
- If the file information is not retrieved, the return value is an error code.

Discussion

- After the file information is retrieved, call [fpFreeStruct\(\)](#) to free the memory allocated by this function.
- If the file is a container (`fileInfo->numSubFiles` is non-zero), call [fpGetSubFileInfo\(\)](#) and [fpExtractSubFile\(\)](#) for each subfile.
- If the file is not a container (`fileInfo->numSubFiles` is 0) and contains text (`fileInfo->infoFlag` is set to `KVMainFileInfoFlag_HasContent`), pass the file directly to the conversion functions.

Example

```
KVMainFileInfo  fileInfo  = NULL;
if( (error=extractInterface->fpGetMainFileInfo(pFile,&fileInfo))
{
    /* Free result object allocated in fileInfo */
    extractInterface->fpFreeStruct(pFile,fileInfo);
    fileInfo = NULL;
}
```

fpGetSubFileInfo()

This function gets information about a subfile in a container file.

Syntax

```
int (pascal *fpGetSubFileInfo) (
    void                *pFile,
    int                 index,
    KVSubFileInfo       *subFileInfo);
```

Arguments

| | |
|--------------------------|--|
| <code>pFile</code> | The identifier of the main file. This is a file handle returned from fpOpenFile() . |
| <code>index</code> | The index number of the subfile for which to retrieve information. |
| <code>subFileInfo</code> | A pointer to the KVSubFileInfo structure, which defines information about the subfile. |

Returns

- If the file information is retrieved, the return value is `KVERR_Success`.
- If the file information is not retrieved, the return value is an error code.

Discussion

- After the subfile information is retrieved, call [fpFreeStruct\(\)](#) to free the memory allocated by this function.
- If the root node is *not* enabled, the first subfile is index 0. If the root node is enabled, the first subfile is index 1. The root node is required to recreate a file's hierarchy. See [Create a Root Node, on page 47](#).
- The members `subFileInfo->parentIndex` and `subFileInfo->childArray` enable you to recreate a file's hierarchy. Because `childArray` retrieves only the first-level children in the subfile, you must call `fpGetSubFileInfo()` repeatedly until information for the leaf-node children is extracted. See [Recreate a File's Hierarchy, on page 46](#).
- If the subfile is embedded in the main file as a link and is stored externally, `subFileInfo->infoFlag` is set to `KVSubFileInfoFlag_External`. For example, the subfile might be an object that was embedded in a Word document by using "Link to File," or an attachment that is referenced in an MBX message. This type of subfile cannot be extracted. You must write code to access the subfile based on the path in the member `subFileInfo->subFileName`. See [KVSubFileInfo, on page 133](#).
- The `KVSubFileInfoFlag_External` flag is not set for an OLE object that is embedded as a link in a Microsoft PowerPoint file. KeyView can detect linked objects in a Microsoft PowerPoint file only when the object is extracted. See [fpExtractSubFile\(\), on page 109](#).

Example

```
KVSubFileInfo    subFileInfo = NULL;
for ( index = 0; index < fileInfo->numSubFiles; index++)
{
    error=extractInterface->fpGetSubFileInfo(pFile,index,&subFileInfo);
    if ( error )
    {
        extractInterface->fpFreeStruct(pFile,subFileInfo);
        subFileInfo = NULL;
    }
}
```

fpGetSubFileMetaData()

This function extracts metadata from mail stores, mail messages, and non-mail items. See [Extract Mail Metadata, on page 48](#).

Syntax

```
int (pascal *fpGetSubFileMetaData) (  
    void *pFile,  
    KVGetSubFileMetaArg metaArg,  
    KVSubFileMetaData *metaData);
```

Arguments

- pFile** The identifier of the file. This is a file handle returned from [fpOpenFile\(\)](#).
- metaArg** A pointer to the [KVGetSubFileMetaArg](#) structure, which defines metadata tags whose values are retrieved.
- Before you initialize the [KVGetSubFileMetaArg](#) structure, use the [KVStructInit](#) macro to initialize the [KVStructHead](#) structure.
- metaData** A pointer to the [KVSubFileMetaData](#) structure, which contains the retrieved metadata values.

Returns

- If the metadata is retrieved, the return value is `KVERR_Success`.
- If the metadata is not retrieved, the return value is an error code.

Discussion

- KeyView can extract a predefined set of common subfile metadata fields for all mail formats, and can extract all metadata from EML, MBX, MIME, NSF, ICS, and DXL files. To extract the common metadata fields, pass in 0 for `metaArg->metaNameCount`, and NULL for `metaArg->metaNameArray`. To extract all metadata, pass in -1 for `metaArg->metaNameCount` and NULL for `metaArg->metaNameArray`. For more information, see [Extract Mail Metadata, on page 48](#).
- After the metadata is retrieved, call [fpFreeStruct\(\)](#) to free the memory allocated by this function.
- If a field is repeated in an EML or MBX mail header, the values in each instance of the field are concatenated and returned as one field. The values are separated by five pound signs (#####) as a delimiter.

Example

```
KVSubFileMetaData metaData = NULL;  
  
KVStructInit(&metaArg);  
  
/* retrieve all the default metadata elements */
```

```
metaArg.metaNameCount = 0;
metaArg.metaNameArray = NULL;
metaArg.index = Index;

error = extractInterface->fpGetSubFileMetaData(pFile,&metaArg,&metaData);
...

extractInterface->fpFreeStruct(pFile,metaData);
metaData = NULL;

/* retrieve specific metadata fields */
KVMetaName  pName[2];
KVMetaNameRec names[2];

names[0].type = KVMetaNameType_Integer;
names[0].name.iname = KVPR_SUBJECT;

names[1].type = KVMetaNameType_Integer;
names[1].name.iname = KVPR_DISPLAY_TO;

pName[0] = &names[0];
pName[1] = &names[1];

metaArg.metaNameCount = 2;
metaArg.metaNameArray = pName;
metaArg.index = Index;

error = extractInterface->fpGetSubFileMetaData (pFile,&metaArg,&metaData);
...
extractInterface->fpFreeStruct(pFile,metaData);
metaData = NULL;
```

fpOpenFile()

This function opens a file to make the file accessible for subfile extraction or conversion.

Syntax

```
int (pascal *fpOpenFile) (
    void                *pContext,
    KVOpenFileArg      openArg,
    void                **pFile);
```

Arguments

- pContext** A pointer returned from `fpInit()` or `fpInitWithLicenseData()`.
- openArg** A pointer to the [KVOpenFileArg](#) structure. This structure defines the input parameters necessary to open a file for extraction, such as credentials, and the default extraction directory.
- Before you initialize the `KVOpenFileArg` structure, use the macro `KVStructInit` to initialize the `KVStructHead` structure.
- pFile** A handle for the opened file. This handle is used in subsequent file extraction calls to identify the source file.

Returns

- If the file is opened, the return value is `KVERR_Success`.
- If the file is not opened, the return value is an error code and `pFile` is `NULL`.

Discussion

Call [fpCloseFile\(\)](#) to free the memory allocated by this function.

Example

```
KVOpenFileArgRec    openArg;

/*Initialize the structure using KVStructInit*/
KVStructInit(&openArg);
openArg.extractDir = destDir;
openArg.filePath   = srcFile;

/*Open the main file */
if ( (error = extractInterface->fpOpenFile(pExport,&openArg,&pFile)))
{
    extractInterface->fpCloseFile(pFile);
    pFile = NULL;
}
```

fpOpenSubFile()

This function opens a subfile as a stream, which can be used directly or passed to other KeyView interfaces.

Syntax

```
int (pascal *fpOpenSubFile) (  
    void *pFile,  
    KVExtractSubFileArg extractArg,  
    KVInputStream **stream);
```

Arguments

| | |
|-------------------------|---|
| <code>pFile</code> | The identifier of the file. This is a file handle returned from fpOpenFile() . |
| <code>extractArg</code> | A pointer to the structure KVExtractSubFileArg , which defines the subfile to extract. Before you initialize the KVExtractSubFileArg structure, use the macro KVStructInit to initialize the KVStructHead structure. For this call, you do not need to set either the <code>filePath</code> or <code>stream</code> members of this structure. |
| <code>stream</code> | A pointer that will receive the opened input stream. |

Returns

- If the subfile is opened, the return value is `KVERR_Success`.
- If the subfile is not opened, the return value is an error code.

Discussion

After the file is extracted, call [fpCloseSubFile\(\)](#) to free the resources used for the stream.

You cannot use the reader `pdf2sr` (see [Use the pdf2sr Reader](#)) when using this function to extract files to a stream.

Example

```
KVExtractSubFileArgRec extractArg = {0};  
KVInputStream stream = NULL;  
  
KVStructInit(&extractArg);  
extractArg.index = index;  
  
error = extractInterface->fpOpenSubFile(pFile, &extractArg, &stream);  
if (error)  
{  
    /* Handle error here */  
}  
else  
{
```

```
    /* Use stream here */  
    extractInterface->fpCloseSubFile(stream);  
}
```


Chapter 7: File Extraction API

Structures

This section provides information on the structures used by the File Extraction API. These structures define the input and output parameters required to extract subfiles from a container file, and are defined in `kvextract.h`.

- [KVCredential](#) 121
- [KVCredentialComponent](#) 122
- [KVExtractInterface](#) 122
- [KVExtractSubFileArg](#) 123
- [KVGetSubFileMetaArg](#) 126
- [KVMainFileInfo](#) 127
- [KVMetadataElem](#) 128
- [KVMetaName](#) 129
- [KVOpenFileArg](#) 130
- [KVOutputStream](#) 131
- [KVSubFileExtractInfo](#) 132
- [KVSubFileInfo](#) 133
- [KVSubFileMetaData](#) 136

KVCredential

This structure contains a count of the number of credential elements, and a pointer to the first element of the array of individual elements. The structure is initialized by calling [fpOpenFile\(\)](#), and is defined in `kvextract.h`.

```
typedef struct tag_KVCredential
{
    int                itemCount;
    KVCredentialComponent *items;
}
KVCredentialRec, *KVCredential;
```

Member Descriptions

`itemCount` The number of credentials defined for this file.

items A pointer to the [KVCredentialComponent](#) structure. This structure contains the individual credential elements used to open a protected file.

KVCredentialComponent

This structure contains the value of a credential item. The structure is defined in `kvextract.h`.

```
typedef struct tag_KVCredentialComponent
{
    KVCredKeyType    keytype;
    union
    {
        void          *pkey;
        char           *skey;
        unsigned int   ikey;
    }
    keyobj;
}
KVCredentialComponentRec, *KVCredentialComponent;
```

Member Descriptions

keytype The type of credential (such as a user name or password). The types are defined by the [KVCredKeyType](#) enumerated type.

pkey A pointer to a structure defining credentials. Reserved for future use.

skey A pointer to a string credential key.

ikey An integer credential key.

KVExtractInterface

The members of this structure are pointers to the file extraction functions described in [File Extraction API Functions, on page 107](#). When you call the [KVGetExtractInterface\(\)](#) function, this structure assigns pointers to the functions. The structure is defined in `kvextract.h`.

```
typedef struct tag_KVExtractInterface
{
    KVStructHeader;
    int (pascal *fpOpenFile) (void *pContext, KVOpenFileArg openArg, void
**pFileHandle);
    int (pascal *fpCloseFile) (void *pFileHandle);
    int (pascal *fpGetMainFileInfo) (void *pFile, KVMainFileInfo *MainFileInfo);
```

```
    int (pascal *fpGetSubFileInfo) (void *pFile, int index, KVSubFileInfo
*subFileInfo);
    int (pascal *fpGetSubFileMetaData) (void *pFile, KVGetSubFileMetaArg metaArg,
KVSubFileMetaData *metaData);
    int (pascal *fpExtractSubFile) (void *pFile, KVExtractSubFileArg extractArg,
KVSubFileExtractInfo *extractInfo);
    int (pascal *fpFreeStruct) (void *pFile, void *obj);
    int (pascal *fpOpenSubFile) (void *pFile, KVExtractSubFileArg extractArg,
KVInputStream **stream);
    int (pascal *fpGetExtractInfo)(KVInputStream* stream, KVSubFileExtractInfo*
extractInfo);
    int (pascal *fpGetExtractStatus)(KVInputStream* stream);
    int (pascal *fpCloseSubFile) (KVInputStream *stream);
}
KVExtractInterfaceRec, *KVExtractInterface;
```

Member Descriptions

The member functions are described in [File Extraction API Functions, on page 107](#).

Discussion

Before you initialize a File Extraction structure, use the `KVStructInit` macro to initialize the `KVStructHead` structure. This process sets the revision number of the File Extraction API and supports binary compatibility with future releases.

KVExtractSubFileArg

This structure defines the input parameters required to extract a subfile. See [fpExtractSubFile\(\), on page 109](#). The structure is defined in `kvextract.h`.

```
typedef struct tag_KVExtractSubFileArg
{
    KVStructHeader;
    int          index;
    KVCharSet    srcCharset;
    KVCharSet    trgCharset;
    int          isMSBLSB;
    DWORD        extractionFlag
    char         *filePath;
    char         *extractDir;
    KVOutputStream *stream;
}
KVExtractSubFileArgRec, *KVExtractSubFileArg;
```

Member Descriptions

| | |
|-----------------------------|--|
| <code>KVStructHeader</code> | The KeyView version of the structure. See KVStructHead , on page 190. |
| <code>index</code> | The index number of the subfile to be extracted. |
| <code>srcCharset</code> | Specifies the source character set of the subfile when the file format's reader cannot determine the character set. The character sets are enumerated in <code>KVCharSet</code> in <code>kvcharset.h</code> . See Discussion, on the next page . |
| <code>trgCharset</code> | If the file type is <code>KVFileType_Main</code> , this is the target character set of the extracted file. Otherwise, this is ignored. The character sets are enumerated in <code>KVCharSet</code> in <code>kvcharset.h</code> . See Discussion, on the next page . |
| <code>isMSBLSB</code> | This flag indicates whether the byte order for Unicode text is Big Endian (MSBLSB) or Little Endian (LSBMSB). |
| <code>extractionFlag</code> | A bitwise flag that defines additional parameters for file extraction. The following flags are available: <ul style="list-style-type: none">• <code>KVExtractionFlag_CreateDir</code><p>This flag indicates whether the directory structure of a subfile should be created. If you set this flag, the path defined in <code>filePath</code> is created if it does not already exist. If you do not set this flag, the path is not created, and the function returns <code>FALSE</code>.</p>• <code>KVExtractionFlag_Overwrite</code><p>If you set this flag, and the file being extracted has the same name as a file in the target path, the file in the target path is overwritten without warning. If you do not set this flag, and a subfile has the same name as a file in the target path, the error <code>KVError_OutputFileExists</code> is generated.</p>• <code>KVExtractionFlag_ExcludeMailHeader</code><p>If you set this flag, header information (To, From, Sent, and so on) in a mail file is not included in the extracted data. If you do not set this flag, the extracted data contains header information and the message's body text. See Exclude Metadata from the Extracted Text File, on page 55.</p>• <code>KVExtractionFlag_GetFormattedBody</code><p>If you set this flag, the formatted version of the message body (HTML or RTF) is extracted from mail files when possible. If neither an HTML nor RTF version of the message body exists in the mail file, it is extracted as plain text. If you do not set this flag, the message body is extracted as plain text when possible.</p> |

NOTE: When an HTML or RTF message body is extracted, the message's mail headers (such as "From," "To," and "Subject,") are extracted, saved in the same format, and added to the beginning of the subfile. This applies to PST (MAPI-based reader), MSG, and NSF

files only.

- `KVExtractionFlag_SaveAsMSG`

If you set this flag, the mail message is extracted as an MSG file, including all of its attachments. If you do not set this flag, the mail message is extracted as text. This applies to PST files processed using the `pstsr` and `pstxsr` readers only.

NOTE: In file mode, when the application sets this flag in `fpExtractSubFile()`, it must also check the `KVSubFileExtractInfo` structure's `filePath` parameter to verify the file name used for extraction.

- `KVExtractionFlag_SanitizeAbsolutePaths`

If you set this flag, KeyView ensures that the file is extracted to a location within the extract directory (`extractDir`), even if an absolute path is supplied using `filePath`. When KeyView sanitizes a path and the resulting directory does not exist, extraction fails unless you instruct KeyView to create the directory, so you might also want to set the flag `KVExtractionFlag_CreateDir`. For more information, see [Sanitize Absolute Paths, on page 45](#).

| | |
|-------------------------|---|
| <code>filePath</code> | A pointer to the suggested path or file name to which the subfile is extracted. This can be a file name, partial path, or full path. You can use this in conjunction with <code>extractDir</code> to create the full output path. See Discussion, below . |
| <code>extractDir</code> | A pointer to the directory to which subfiles are extracted. This directory must exist. If you set this flag, the path specified in <code>KVOpenFileArg->extractDir</code> is ignored. You can use this in conjunction with <code>filePath</code> to create the full output path. |
| <code>stream</code> | A pointer to an output stream defined by KVOutputStream . See Discussion, below . |

Discussion

- If the document character set is detected and is also specified in `srcCharset`, the detected character set is overridden by the specified character set. If the source character set is *not* detected and is *not* specified, character set conversion does not occur. The [Document Readers, on page 308](#) section lists the formats for which the source character set can be determined.
- The `KVSubFileExtractInfoFlag_CharsetConverted` flag in the `KVSubFileExtractInfo` structure indicates whether the character set of the subfile was converted during extraction.
- The following applies when the output is to a file:

- If `filePath` is a valid absolute path, the file is extracted to the specified path and `extractDir` is ignored. However, if you have set the flag `KVExtractionFlag_SanitizeAbsolutePaths` the output path is modified to ensure it is within the `extractDir`. For more information, see [Sanitize Absolute Paths, on page 45](#).
- If `filePath` is a file name or partial path, the target directory specified in either `KVExtractSubFileArg->extractDir` or `KVOpenFileArg->extractDir` is used to create the full path. See [KVOpenFileArg, on page 130](#).
- If `filePath` is a full path or partial path, and `createDir` is `TRUE`, the directory is created if it does not already exist.
- If `filePath` is not specified, a default name and the target directory specified in either `KVExtractSubFileArg->extractDir` or `KVOpenFileArg->extractDir` are used to create a full path.
- If both `filePath` and `extractDir` are not specified or are invalid, an error is returned.
- If `filePath` is valid, but `extractDir` is not valid, an error is returned.
- The following applies when the output is to a stream:
 - Set `filePath` and `extractDir` to `NULL`.
 - The file format (`docInfo`) and extraction file path (`filePath`) are not returned in [KVSubFileExtractInfo](#).
 - The `KVExtractionFlag_CreateDir` and `KVExtractionFlag_Overwrite` flags are ignored.

KVGetSubFileMetaArg

This structure defines the metadata tags whose values are retrieved by [fpGetSubFileMetaData\(\)](#). This structure is defined in `kvxtract.h`.

```
typedef struct tag_KVGetSubFileMetaArg
{
    KVStructHeader;
    int          index;
    int          metaNameCount;
    KVMetaName  *metaNameArray;
    KVCharSet   srcCharset;
    KVCharSet   trgCharset;
    int         isMSBLSB;
}
KVGetSubFileMetaArgRec, *KVGetSubFileMetaArg;
```

Member Descriptions

`KVStructHeader` The KeyView version of the structure. See [KVStructHead, on page 190](#).

| | |
|----------------------------|---|
| <code>index</code> | The index number of the subfile for which metadata is extracted. |
| <code>metaNameCount</code> | The number of metadata fields to be extracted. |
| <code>metaNameArray</code> | A pointer to the KVMetaName structure that contains an array of metadata tags whose values are retrieved. |
| <code>srcCharset</code> | Specifies the source character set of the metadata when the format's reader cannot determine the character set. The character sets are enumerated in <code>KVCharSet</code> in <code>kvcharset.h</code> . See Discussion, below . |
| <code>trgCharset</code> | The target character set of the extracted metadata. The character sets are enumerated in <code>KVCharSet</code> in <code>kvcharset.h</code> . |
| <code>isMSBLSB</code> | This flag indicates whether the byte order for Unicode text is Big Endian (MSBLSB) or Little Endian (LSBMSB). |

Discussion

- If the character set is detected and is also specified in `srcCharset`, the detected character set is overridden by the specified character set. If the source character set is *not* detected and is *not* specified, character set conversion does not occur. The section [Document Readers, on page 308](#) lists the formats for which the source character set can be determined.
- `KeyView` can extract a predefined set of common subfile metadata fields for all mail formats, and can extract all metadata from EML, MBX, MIME, NSF, ICS, and DXL files. To extract the common metadata fields, pass in `0` for `metaArg->metaNameCount`, and `NULL` for `metaArg->metaNameArray`. To extract all metadata, pass in `-1` for `metaArg->metaNameCount` and `NULL` for `metaArg->metaNameArray`. For more information, see [Extract Mail Metadata, on page 48](#).

KVMainFileInfo

This structure contains information about a main file that is open for extraction. It is initialized by calling [fpGetMainFileInfo\(\)](#). This structure is defined in `kvextract.h`.

```
typedef struct tag_KVMainFileInfo
{
    KVStructHeader;
    int          numSubFiles;
    ADDOCINFO    docInfo;
    KVCharSet    charset;
    int          isMSBLSB;
    unsigned long infoFlag;
}
KVMainFileInfoRec, *KVMainFileInfo;
```

Member Descriptions

| | |
|-----------------------------|--|
| <code>KVStructHeader</code> | The KeyView version of the structure. See KVStructHead , on page 190. |
| <code>numSubFiles</code> | The number of subfiles in the main file. |
| <code>docInfo</code> | The file's major format (such as Microsoft Word or Corel Presentation), as defined by the structure <code>ADDOCINFO</code> . See ADDOCINFO , on page 185. |
| <code>charset</code> | The character set of the main file. |
| <code>isMSBLSB</code> | This flag indicates whether the byte order for Unicode text is Big Endian (MSBLSB) or Little Endian (LSBMSB). |
| <code>infoFlag</code> | <p>A bitwise flag that provides additional information about the main file. The following flag is available:</p> <p><code>KVMainFileInfoFlag_HasContent</code>—The main file contains text that can be converted. Below are some examples of how this flag is used:</p> <ul style="list-style-type: none">• For an MSG file without attachments, <code>numSubFiles</code> is 1 (message body text), and this flag is FALSE because the MSG file itself does not contain text.• For a Zip file with three files, <code>numSubFiles</code> is 3, and this flag is FALSE because a Zip file does not contain text.• For a Microsoft Word file with an embedded OLE object, <code>numSubFiles</code> is 1 (OLE object), and this flag is TRUE (Word file contains text to be converted). |

Discussion

- If `numSubFiles` is non-zero, get information on the subfile by calling [fpGetSubFileInfo\(\)](#), and then extract the subfiles by using [fpExtractSubFile\(\)](#).
- If `numSubFiles` is 0, the file does not contain subfiles and does not need to be extracted further. If the `KVMainInfoFlag_HasContent` flag is set, the file contains body text and can be passed directly to the conversion functions. See [XML Export API Functions](#), on page 137.
- If `openFlag` is set to `KVOpenFileFlag_CreateRootNode` in the call to `fpOpenFile()`, `numSubFiles` also includes the root object (index 0) which is created by KeyView for reconstructing the file's hierarchy. See [KVOpenFileArg](#), on page 130.

KVMetadataElem

This structure contains metadata field values extracted from a mail file. This structure is defined in `kvtypes.h`.

```
typedef struct tag_KVMetadataElem  
{
```



```
    int             isValid;
    int             dataID;
    KVMetadataType  dataType;
    char*           strType;
    void*           data;
    int             dataSize;
}
KVMetadataElem;
```

Member Descriptions

| | |
|-----------------------|---|
| <code>isValid</code> | Specifies whether the metadata returned from the API is valid data. |
| <code>dataID</code> | The integer name of the extracted metadata field. |
| <code>dataType</code> | The data type of the metadata field. The types are defined in KVMetadataType in <code>kvtypes.h</code> . |
| <code>strType</code> | A pointer to the string name of the metadata field. |
| <code>data</code> | The contents of the metadata field. If the type member is <code>KVMetadata_Int4</code> or <code>KVMetadata_Bool</code> , this member contains the actual value. Otherwise, this member is a pointer to the actual value. <code>KVMetadata_DateTime</code> points to an 8-byte value. <code>KVMetadata_String</code> and <code>KVMetadata_Unicode</code> point to the beginning of the string that contains the text. The strings are NULL terminated. <code>KVMetadata_Binary</code> points to the first element of a byte array. |
| <code>dataSize</code> | The byte count of data when the type is <code>KVMetadata_Binary</code> , <code>KVMetadata_Unicode</code> , or <code>KVMetadata_String</code> . |

KVMetaName

This structure defines the names of the metadata fields to be extracted from a mail file. This structure is defined in `kvextract.h`.

```
typedef struct tag_KVMetaName
{
    KVMetaNameType  type;
    union
    {
        void         *pname;
        int          iname;
        char         *sname;
    }name;
}
KVMetaNameRec, *KVMetaName;
```

Member Descriptions

type The type of metadata name (such as integer or string). The types are defined by the [KVMetaNameType](#) enumerated type.

NOTE: MAPI property names are of type integer.

pname A pointer to a structure defining the metadata fields to be retrieved.

iname The name of a metadata field of type integer.

sname A pointer to the name of a metadata field of type string.

Discussion

If you specify the MAPI tag name (for example, PR_CONVERSATION_TOPIC), you must include the `mapitags.h` and `mapidefs.h` Windows header files, in which PR_CONVERSATION_TOPIC is defined as 0x0070001e.

KVOpenFileArg

This structure defines the input arguments necessary to open a file for extraction. It is initialized by calling [fpOpenFile\(\)](#). This structure is defined in `kvextract.h`.

```
typedef struct tag_KVOpenFileArg
{
    KVStructHeader;
    KVCredential    cred;
    KVInputStream   *stream;
    char            *filePath;
    char            *extractDir;
    DWORD           openFlag;
    DWORD           reserved;
    void            *pReserved;
}
KVOpenFileArgRec, *KVOpenFileArg;
```

Member Descriptions

KVStructHeader The KeyView version of the structure. See [KVStructHead](#), on page 190.

cred The credentials required to open a protected PST or NSF file. This is a pointer to the [KVCredential](#) structure. Your application can define multiple credentials to this member for multiple formats.

stream A pointer to the developer-assigned instance of [KVInputStream](#). The

| | |
|------------|--|
| | <p>KVInputStream structure defines the input stream that contains the source. See KVInputStream, on page 186.</p> <p>If you are using a file as input, this is NULL.</p> |
| filePath | <p>A pointer to the full file path to the source file.</p> <p>If you are using a stream as input, this is NULL.</p> |
| extractDir | <p>A pointer to the default directory to which subfiles are extracted. This directory must exist.</p> <p>You can use this in conjunction with <code>KVExtractSubFileArg->filePath</code> to create the full output path. See KVExtractSubFileArg, on page 123.</p> |
| openFlag | <p>A bitwise flag that defines additional parameters for opening the file. The following flag is available:</p> <p><code>KVOpenFileFlag_CreateRootNode</code>—If you set this flag, KeyView creates a root object when extracting this file's subfiles. This root node does not have a parent and is at the highest level of the file's tree structure. It is used internally to provide a reference point from which all other child nodes are determined, and the file's hierarchy is created.</p> <p>If you want to maintain the file's hierarchy when you extract subfiles from a container, you must set this flag. See Recreate a File's Hierarchy, on page 46 for more information.</p> <p>The root node has an index of zero. Although not all container formats require an artificial root node, the root is created for all container formats regardless of whether the file itself contains a root directory or file.</p> |
| reserved | <p>Reserved for future use. It must be NULL.</p> |
| pReserved | <p>Reserved for future use. It must be NULL.</p> |

KVOutputStream

This structure defines an output stream for the extracted subfile. The structure is defined in `kvstream.h`.

```
typedef struct tag_OutputStream
{
    void *pOutputStreamPrivateData;
    BOOL (pascal *fpCreate)(struct tag_OutputStream *,TCHAR *);
    UINT (pascal *fpWrite) (struct tag_OutputStream *, BYTE *, UINT);
    BOOL (pascal *fpSeek) (struct tag_OutputStream *, long, int);
    long (pascal *fpTell) (struct tag_OutputStream *);
    BOOL (pascal *fpClose) (struct tag_OutputStream *);
}
KVOutputStream;
```

Member Descriptions

All member functions are equivalent to their counterparts in the ANSI standard library.

KVSubFileExtractInfo

This structure contains information about an extracted subfile. It is initialized by calling [fpExtractSubFile\(\)](#). This structure is defined in `kvextract.h`.

```
typedef struct tag_KVSubFileExtractInfo
{
    KVStructHeader;
    char          *filePath;
    char          *fileName;
    unsigned long  infoFlag;
    ADDOCINFO     docInfo;
}
KVSubFileExtractInfoRec, *KVSubFileExtractInfo;
```

Member Descriptions

| | |
|-----------------------------|---|
| <code>KVStructHeader</code> | The KeyView version of the structure. See KVStructHead , on page 190. |
| <code>filePath</code> | The full path to which the subfile was extracted. If the subfile is embedded in the main file as a link, this is the external path to the subfile. If you output the data to a stream, the extraction path is not returned. |
| <code>fileName</code> | The original path, file name, or path and file name of the subfile. If the subfile is embedded in the main file as a link, this is the external path to the subfile. |
| <code>infoFlag</code> | A bitwise flag that provides additional information about the extracted subfile. The following flags are available: <ul style="list-style-type: none">• <code>KVSubFileExtractInfoFlag_NeedsExtraction</code>—The file might contain subfiles and should be extracted further.• <code>KVSubFileExtractInfoFlag_FileCreated</code>—The file was created on disk.• <code>KVSubFileExtractInfoFlag_CharsetConverted</code>—The subfile's character set was converted.• <code>KVSubFileExtractInfoFlag_External</code>—The subfile is embedded in the main file as a link and is stored externally. For example, the subfile might be an object that was embedded in a Word document using "Link to File," |

message. This type of file cannot be extracted. You must write code to access the subfile based on the path in the member `filePath` or `fileName`.

- `KVSubFileExtractInfoFlag_FolderCreated`—A folder was created.
- `KVSubFileExtractInfoFlag_NonFormattedBodyExtracted`—Indicates that a plain text version of the message was extracted due to an error extracting the formatted version of the message.

`docInfo` The file's major format (such as Microsoft Word or Corel Presentation), as defined by the structure `ADDOCINFO`. See [ADDOCINFO, on page 185](#).

If you output the data to a stream, the file format is not returned.

KVSubFileInfo

This structure contains information about a subfile in a container file. It is initialized by calling [fpGetSubFileInfo\(\)](#). This structure is defined in `kvextract.h`.

```
typedef struct tag_KVSubFileInfo
{
    KVStructHeader;
    char          *subFileName;
    int           subFileType;
    long          subFileSize;
    unsigned long infoFlag;
    KVCharSet     charset;
    int           isMSBLSB;
    BYTE          fileTime[8];
    int           parentIndex;
    int           childCount;
    int           *childArray;
}
KVContainerSubFileInfoRec, *KVSubFileInfo;
```

Member Descriptions

| | |
|-----------------------------|--|
| <code>KVStructHeader</code> | The KeyView version of the structure. See KVStructHead, on page 190 . |
| <code>subFileName</code> | The path, file name, or path and file name of the subfile. If the subfile is the body text of a mail file or is an embedded OLE object, KeyView provides a default file name. See Default File Names for Extracted Subfiles, on page 64 . |
| <code>subFileType</code> | The subfile's position in the container file's hierarchy. <ul style="list-style-type: none">• <code>KVSubFileType_Main</code> The subfile is at the top level of the main file. This |

is the default subfile type. See [Discussion, on the next page](#).

- `KVSubFileType_Attachment` The subfile is an attachment in a file.
- `KVSubFileType_OLE` The subfile is an embedded OLE object in a compound document.
- `KVSubFileType_Folder` The subfile is a folder or the artificial root node (see [Create a Root Node, on page 47](#)).
- `KVSubFileType_UncategorisedImage` An embedded image that has not been categorized by the reader.
- `KVSubFileType_EmbeddedImage` An embedded image.
- `KVSubFileType_EmbeddedIcon` An icon used to represent an embedded file.
- `KVSubFileType_EmbeddedContent` An image used to represent content for an embedded file. This could be an preview image of the actual content, or another representation such as an icon.
- `KVSubFileType_EmbeddedPreview` A preview of an embedded file. This is usually an image that shows part of the embedded file.
- `KVSubFileType_XrML` The subfile contains the XrML that describes the RMS protection used on an RMS-encrypted main file.

NOTE: The classification of embedded images into images, icons, content, and previews is supported only for some Microsoft Office file formats (DOC, DOCX, XLSX, PPT, PPTX).

| | |
|--------------------------|--|
| <code>subFileSize</code> | The approximate size of the subfile in bytes. This information might be useful if you do not want to extract very large files. The actual size may vary, depending for example on the values you set in the KVExtractSubFileArg you pass to <code>fpExtractSubFile</code> . |
| <code>infoFlag</code> | A bitwise flag that provides additional information about the subfile. The following flags are available: <ul style="list-style-type: none">• <code>KVSubFileInfoFlag_NeedsExtraction</code>—The subfile might contain subfiles. It must be extracted further to conclusively determine whether it contains subfiles.• <code>KVSubFileInfoFlag_Secure</code>—The subfile is secured and credentials (such as user name and password) are required to extract it. This flag applies to ZIP, RAR, and PDF files as well as files handled by the <code>multiarcsr</code> reader.• <code>KVSubFileInfoFlag_SMIME</code>—The subfile is S/MIME-encrypted and credentials are required to extract it. This applies to <code>.eml</code> and <code>.pst</code> files only.• <code>KVSubFileInfoFlag_External</code>—The subfile is embedded in the main file as a link and is stored externally. For example, the subfile might be |

message. This type of file cannot be extracted. You must write code to access the subfile based on the path in the member `subFileName`.

- `KVSubFileInfoFlag_MailItem`—When the subfile type is `KVSubFileType_Attachment`, this indicates that the attachment is a mail item. This flag applies to PST, MSG, and NSF files only.

| | |
|--------------------------|--|
| <code>charset</code> | If the subfile is not an attachment, this is the character set of the subfile. If the subfile is an attachment, the character set is <code>KVCS_UNKNOWN</code> . |
| <code>isMSBLSB</code> | This flag indicates whether the byte order for Unicode text is Big Endian (MSBLSB) or Little Endian (LSBMSB). |
| <code>fileTime</code> | When the subfile is a mail message, this is the file's Sent time. Otherwise, it is the last modified time. The file time is not available for the following file types: <ul style="list-style-type: none"> • EML attachments • OLE objects in a Microsoft Office document • Embedded images |
| <code>parentIndex</code> | The index number of this file's parent. For example, the index of a folder in which the subfile is stored, or the file to which the subfile is attached. If a file does not have a parent, the <code>parentIndex</code> is -1. |
| <code>childCount</code> | The number of first-level children in the subfile. |
| <code>childArray</code> | A pointer to an array of first-level children in the subfile. |

Discussion

- The `KVSubFileType_Main` type applies to the following for each file format:

| File format | <code>KVSubFileType_Main</code> applies to... |
|-------------|---|
| MSG and EML | The message body. |
| Zip files | A file inside the archive. |
| PST files | An item that is not an attachment, an OLE object, or a root node. |
| MBX files | A message in the MBX file. |
| NSF files | An item that is not an attachment, an OLE object, or a root node. |
| PDF files | An item that is not an attachment or a root node. |

- If you set the `KVSubFileInfoFlag_NeedsExtraction` flag, open the subfile and extract its children. See [fpOpenFile\(\), on page 117](#) and [fpExtractSubFile\(\), on page 109](#).
- The `parentIndex` and `childArray` members provide information about the subfile's parent and children. You can use this information to recreate the file hierarchy on extraction. Because `childArray` retrieves only the first-level children in the subfile, you must call `fpGetSubFileInfo`

() repeatedly until information for the leaf-node children is extracted. See [Recreate a File's Hierarchy, on page 46](#).

KVSubFileMetaData

This structure contains a count of the number of metadata elements extracted from a mail file, and a pointer to the first element of the array of elements. It is initialized by calling [fpGetSubFileMetaData\(\)](#). This structure is defined in `kvextract.h`.

```
typedef struct tag_KVSubFileMetaData
{
    KVStructHeader;
    int          nElem;
    KVMetadataElem** ppElem;
    unsigned long infoFlag;
}
KVSubFileMetaDataRec, *KVSubFileMetaData;
```

Member Descriptions

| | |
|-----------------------------|--|
| <code>KVStructHeader</code> | The KeyView version of the structure. See KVStructHead, on page 190 . |
| <code>nElem</code> | The number of metadata fields contained in the array. |
| <code>ppElem</code> | A pointer to an array of pointers that are the memory addresses of metadata field values in the KVMetadataElem structure. |
| <code>infoFlag</code> | A bitwise flag that defines additional properties of the extracted metadata. The following flag is available: <code>KVSubFileMetaInfoFlag_CharsetConverted</code> —Indicates that the metadata's character set was converted. |

Chapter 8: XML Export API Functions

This section describes the functions in the XML Export API. These functions manage the input and output streams, and perform the document conversion. Each function appears as a function prototype followed by a description of its arguments, its return value, and discussion of its use.

| | |
|--|-----|
| • KVXMLGetInterface() | 138 |
| • KVXMLGetInterfaceEx() | 138 |
| • fpConfigureRMS() | 139 |
| • fpConvertStream() | 141 |
| • fpFileToInputStreamCreate() | 143 |
| • fpFileToInputStreamFree() | 144 |
| • fpFileToOutputStreamCreate() | 145 |
| • fpFileToOutputStreamFree() | 146 |
| • fpFreeImageInfos() | 147 |
| • fpGetAnchor() | 148 |
| • fpGetConvertFileList() | 149 |
| • fpGetKvErrorCode | 150 |
| • fpGetKvErrorCodeEx | 150 |
| • fpGetOutputImageCount() | 151 |
| • fpGetOutputImageInfo() | 152 |
| • fpGetOutputImageInfos() | 152 |
| • fpGetStreamInfo() | 153 |
| • fpGetSummaryInfo() | 154 |
| • fpInit() | 155 |
| • fpInitWithLicenseData() | 157 |
| • fpSetStyleMapping() | 159 |
| • fpShutdown() | 160 |
| • fpValidateTemplate() | 161 |
| • KVXMLConfig() | 161 |
| • KVXMLConvertFile() | 169 |
| • KVXMLEndOOPSession() | 171 |
| • KVXMLSetStyleSheet() | 173 |
| • KVXMLStartOOPSession() | 175 |

KVXMLGetInterface()

NOTE: This function has been superseded by [KVXMLGetInterfaceEx\(\)](#); [KVXMLGetInterfaceEx\(\)](#) should be used instead of [KVXMLGetInterface\(\)](#).

This function is exported by the Export definition file. It supplies function pointers to other Export functions. When [KVXMLGetInterface\(\)](#) is called, it assigns the function pointers in the structure [KVXMLInterface](#) to other functions described in this chapter. For example, [KVXMLInterface.fpInit](#) is assigned to point to [KVXMLInit\(\)](#).

Syntax

```
void pascal KVXMLGetInterface (KVXMLInterface *pInterface);
```

Arguments

`pInterface` A pointer to the structure [KVXMLInterface](#). See [KVXMLInterfaceEx](#), on page 200.

Returns

None.

Discussion

- One of the initial steps in using the XML Export API is to create an instance of a [KVXMLInterface](#) structure and use this function to gain access to other functions.
- The functions can be called directly. For example, you can call [KVXMLGetSummaryInfo\(\)](#) instead of using [fpGetSummaryInfo\(\)](#) in [KVXMLInterface](#). However, Micro Focus recommends that you assign the function pointers in [KVXMLInterface](#) to the functions for efficiency.

KVXMLGetInterfaceEx()

This function is exported by the Export definition file. It supplies function pointers to other Export functions. When [KVXMLGetInterfaceEx\(\)](#) is called, it assigns the function pointers in the structure [KVXMLInterfaceEx](#) to other functions described in this chapter. For example, [KVXMLInterfaceEx.fpInit](#) is assigned to point to [KVXMLInit\(\)](#).

Syntax

```
B00L pascal KVXMLGetInterfaceEx (KVXMLInterfaceEx *pInterface);
```

Arguments

`pInterface` A pointer to the structure `KVXMLInterfaceEx`. See [KVXMLInterfaceEx](#), on page 200.

Returns

- If the call is successful, the return value is `TRUE`.
- If the call is unsuccessful, the return value is `FALSE`.

If the function fails, all function pointers in `pInterface` are set to `NULL`.

You must initialize `pInterface` by calling `KVStructInit` prior to passing it to `KVXMLGetInterfaceEx`. If you do not do this, the function fails.

Discussion

- One of the initial steps in using the XML Export API is to create an instance of a `KVXMLInterfaceEx` structure and use this function to gain access to other functions.
- The functions can be called directly. For example, you can call `KVXMLGetSummaryInfo()` instead of using `fpGetSummaryInfo()` in `KVXMLInterfaceEx`. However, Micro Focus recommends that you assign the function pointers in `KVXMLInterfaceEx` to the functions for efficiency.
- `KVXMLInterfaceEx` must be initialised by calling `KVStructInit` prior to passing it to `KVXMLGetInterfaceEx`, otherwise `KVXMLGetInterfaceEx` fails.

Example

```
KVXMLInterfaceEx KVXMLInt;  
BOOL (pascal *fpGetInterfaceEx)(KVXMLInterfaceEx *);  
...  
KVStructInit(&KVXMLInt);  
(*fpGetInterfaceEx)(&KVXMLInt);
```

fpConfigureRMSO

This function provides a way to set the credentials required to access Azure RMS protected files. After you set these credentials, the XML Export and File Extraction API functions can operate on the contents of the Azure RMS files.

Syntax

```
KVErrorCode pascal *fpConfigureRMS(  
    void*          pContext,  
    KVRMSCredentials* credentials);
```

Arguments

- pContext** A pointer returned from [fpInit\(\)](#) and [fpInitWithLicenseData\(\)](#).
- credentials** A pointer to a `KVRMSCredentials` structure that contains the required credentials. See [KVRMSCredentials](#), on page 188.
- Set this value to `NULL` to discard the existing credentials. You can call the function again with new credentials to override the existing configuration.
- Before you fill out the `KVRMSCredentials` structure, use the macro `KVStructInit` to initialize the `KVStructHead` structure.

Returns

The return value is an error code. See [KVErrorCode](#), on page 219.

If the function returns `KVERR_General`, you can retrieve the extended error code by using the `fpGetKvErrorCodeEx()` function (see [fpGetKvErrorCodeEx](#), on page 150).

Discussion

- This function runs in process or out of process. See [Convert Files Out of Process](#), on page 28.
- When converting out of process, this function must be called after the call to [KVXMLStartOOPSession\(\)](#) and before the call to [KVXMLEndOOPSession\(\)](#).
- Azure RMS decryption is licensed as an additional product. If your license does not allow for Azure RMS decryption, this function returns the extended error code `KVError_ReaderUsageDenied`.
- To access the protected content, KeyView must make an HTTP request. The time required to do so means that KeyView processes protected files slower than unprotected files.
- By default, KeyView uses the system proxy when it makes HTTP requests to obtain the key. You can also specify the proxy manually in the configuration file. See [Configure the Proxy for RMS](#), on page 98.
- This function is supported only on certain platforms, see [RMS Decryption](#) in the platform differences section.

CAUTION: When XML Export or File Extraction API functions access the protected contents of Azure RMS-protected files, KeyView may place decrypted contents into the temporary directory.

If you want to manage the security of such files, you might want to change the temporary directory, by using [KVXMLConfig\(\)](#).

fpConvertStream()

This function converts either a source stream or file to an output stream.

Syntax

```
BOOL pascal fpConvertStream(  
    void          *pContext,  
    void          *pCallingContext,  
    KVInputStream *pInput,  
    KVOutputStream *pOutput,  
    KVXMLTemplate *pTemplates,  
    KVXMLOptions  *pOptions,  
    KVXMLTOCOptions *pTOCCreateOptions,  
    KVXMLCallbacks *pCallbacks,  
    BOOL          bIndex,  
    KVErrCode     *pError );
```

Arguments

| | |
|------------------------------|---|
| <code>pContext</code> | A pointer returned from fplnit() or fplnitWithLicenseData() . |
| <code>pCallingContext</code> | A pointer passed back to the callback functions. |
| <code>pInput</code> | A pointer to the developer-assigned instance of <code>KVInputStream</code> . The <code>KVInputStream</code> structure defines the input stream that contains the source for the conversion. See KVInputStream, on page 186 . |
| <code>pOutput</code> | A pointer to the developer-assigned instance of <code>KVOutputStream</code> . The <code>KVOutputStream</code> structure defines the output stream to which Export writes the generated HTML. See KVOutputStream, on page 187 . |
| <code>pTemplates</code> | A pointer to the <code>KVXMLTemplate</code> data structure. It defines the overall structure of the output. Individual elements within the structure define the markup written at specific points in the output stream. See KVXMLTemplate, on page 211 . If this pointer is <code>NULL</code> , the default values for the structure are used. |
| <code>pOptions</code> | A pointer to the <code>KVXMLOptions</code> data structure. It defines the options that control the markup written in response to the general style and attributes (font, color, and so on) of the document. See KVXMLOptions, on |

[page 202](#).

If this pointer is NULL, the default values for the structure are used.

| | |
|-------------------|--|
| pCallbacks | <p>A pointer to the <code>KVXMLCallbacks</code> data structure. It is a structure of functions that Export calls for specific, user-defined purposes. See KVXMLCallbacks, on page 195.</p> <p>If callbacks are not used, this can be NULL.</p> |
| pTOCCreateOptions | <p>A pointer to the <code>KVXMLTOCOptions</code> data structure. It specifies whether a heading is included in the table of contents. See KVXMLTOCOptions, on page 214.</p> <p>If this pointer is NULL, the default values for the structure are used.</p> |
| bIndex | <p>Set <code>bIndex</code> to <code>TRUE</code> to generate output with minimal markup and without images. Because the generated output is minimized to textual content, it is suitable for an indexing engine. If you set <code>bIndex</code> to <code>FALSE</code>, embedded images in a document are regenerated as separate files and stored in the output directory.</p> <p>You can set this option through the <code>bIndexOnly</code> member of the <code>KVXMLOptions</code> structure. See KVXMLOptions, on page 202.</p> <p>To generate output with verbose markup and without images, set the <code>nType</code> argument of the <code>KVXMLConfig()</code> function to <code>KVCFG_SUPPRESSIMAGES</code>. See KVXMLSetStyleSheet(), on page 173.</p> |
| pError | <p>A pointer to an error code if the call to <code>fpConvertStream()</code> fails.</p> |

Returns

- If the call is successful, the return value is `TRUE`.
- If the call is unsuccessful, the return value is `FALSE`.

Discussion

- Only `pContext`, `pInput`, `pOutput`, and `bIndex` are required. All other pointers should be NULL when they are not set.
- If `pCallbacksEx` is NULL, `pOptionsEx->pszDefaultOutputDirectory` must be valid, except when `bIndex` is set to `TRUE`.
- This function runs in-process or out of process. See [Convert Files Out of Process, on page 28](#).
- When converting out of process, this function must be called after the call to `KVXMLStartOOPSession()` and before the call to `KVXMLEndOOPSession()`. See

[KVXMLStartOOPSession\(\)](#), on page 175 and [KVXMLEndOOPSession\(\)](#), on page 171.

- When converting out of process, the values for the `KVXMLTemplate`, `KVXMLOptions`, and `KVXMLTOCOptions` structures should be set to `NULL`. These structures are already passed in the call to `KVXMLStartOOPSession()`. See [KVXMLStartOOPSession\(\)](#), on page 175.

Example

The following sample code is from the `cnv2xml` sample program:

```
if(!(*KVXMLInt.fpConvertStream)(
    pKVXML,          /* A pointer returned by fpInit() */
    NULL,           /* A pointer for callback functions */
    &Input,         /* Input stream */
    &Output,        /* Output stream */
    NULL,          /* Markup and related variables */
    &XMLOptions,   /* Options */
    NULL,         /* TOC options */
    NULL,        /* A pointer to callback functions */
    FALSE,      /* Index mode */
    &error))    /* Error return value */
{
    printf("Error converting %s to XML %d\n", argv[i - 1], error);
}
else
{
    printf("Conversion of %s to XML completed.\n\n", argv[i - 1]);
}
```

fpFileToInputStreamCreate()

This function creates an input stream from an input file.

Syntax

```
BOOL pascal _export fpFileToInputStreamCreate(
    void          *pContext,
    char          *pszFileName,
    KVInputStream *pInput);
```

Arguments

`pContext` A pointer returned from [fpInIt\(\)](#) or [fpInItWithLicenseData\(\)](#).

pszFileName A pointer to the name of the input file to be converted.

pInput A pointer to the developer-assigned instance of `KVInputStream`. The `KVInputStream` structure defines the input stream that contains the source for the conversion. See [KVInputStream, on page 186](#).

Returns

- If the call is successful, the return value is `TRUE`.
- If this call is unsuccessful, the return value is `FALSE`. Processing is halted.

Discussion

After the conversion is complete, call `fpFileToInputStreamFree()` to free the memory allocated by this function.

Example

The following sample code is from the `cnv2xml` sample program:

```
if(!(*KVXMLInt.fpFileToInputStreamCreate)(pKVXML, argv[i++], &Input))
{
    printf("Error creating input stream\n");
    (*KVXMLInt.fpShutDown)(pKVXML);
    mpFreeLibrary(hKVXML);
    return (5);
}
```

fpFileToInputStreamFree()

This function frees the memory used to create an input stream.

Syntax

```
BOOL pascal _export fpFileToInputStreamFree(
    void          *pContext,
    KVInputStream *pInput);
```


Arguments

- pContext** A pointer returned from [fpInit\(\)](#) or [fpInitWithLicenseData\(\)](#).
- pInput** A pointer to the developer-assigned instance of `KVInputStream`. The `KVInputStream` structure defines the input stream that contains the source for the conversion. See [KVInputStream, on page 186](#).

Returns

- If the call is successful, the return value is `TRUE`.
- If this call is unsuccessful, the return value is `FALSE`. Processing is halted.

Discussion

After the conversion is complete, call this function to free the memory allocated by `fpFileToInputStreamCreate()`.

fpFileToOutputStreamCreate()

This function creates an output stream from an output file.

Syntax

```
BOOL pascal _export fpFileToOutputStreamCreate(  
    void          *pContext,  
    char          *pszFileName,  
    KVOutputStream *pOutput );
```

Arguments

- pContext** A pointer returned from [fpInit\(\)](#) or [fpInitWithLicenseData\(\)](#).
- pszFileName** A pointer to the name of the output file to create.
- pOutput** A pointer to the developer-assigned instance of `KVOutputStream`. The `KVOutputStream` structure defines the output stream to which Export writes the generated XML. See [KVOutputStream, on page 187](#).

Returns

- If the call is successful, the return value is TRUE.
- If this call is unsuccessful, the return value is FALSE. Processing is halted.

Discussion

After the conversion is complete, call `fpFileToOutputStreamFree()` to free the memory allocated by this function.

Example

The following sample code is from the `cnv2xml` sample program:

```
if (!(*KVXMLInt.fpFileToOutputStreamCreate)(pKVXML, argv[i], &Output))
{
    printf("Error creating output stream\n");
    (*KVXMLInt.fpFileToInputStreamFree)(pKVXML, &Input);
    (*KVXMLInt.fpShutDown)(pKVXML);
    mpFreeLibrary(hKVXML);
    return 6;
}
```

fpFileToOutputStreamFree()

This function frees the memory used to create the output stream.

Syntax

```
BOOL pascal _export fpFileToOutputStreamFree(
    void *pContext,
    KVOutputStream *pOutput );
```

Arguments

- `pContext` A pointer returned from [fpInit\(\)](#) or [fpInitWithLicenseData\(\)](#).
- `pOutput` A pointer to the developer-assigned instance of `KVOutputStream`. The `KVOutputStream` structure defines the output stream to which Export writes the generated XML. See [KVOutputStream](#), on page 187.

Returns

- If the call is successful, the return value is TRUE.
- If this call is unsuccessful, the return value is FALSE. Processing is halted.

Discussion

After the conversion is complete, call this function to free the memory allocated by `fpFileToOutputStreamCreate()`.

fpFreeImageInfos()

This function frees the memory associated with an image info context. Call this function when you have finished using the image info context for calls to `fpGetOutputImageCount()` and `fpGetOutputImageInfo()` (see [fpGetOutputImageCount\(\)](#), on page 151 and [fpGetOutputImageInfo\(\)](#), on page 152).

Syntax

```
BOOL pascal fpFreeImageInfos (  
    void* const pContext,  
    void* const pImageInfos)
```

Arguments

- | | |
|--------------------------|--|
| <code>pContext</code> | A pointer returned from fpInit() or fpInitWithLicenseData() and the pointer originally passed to <code>fpGetOutputImageInfo()</code> to create the image info context that you want to free. See fpInit() or fpInitWithLicenseData() , and fpGetOutputImageInfo() , on page 152. |
| <code>pImageInfos</code> | A pointer returned from <code>fpGetOutputImageInfos()</code> . See fpGetOutputImageInfos() , on page 152. |

Returns

- If the call is successful, the return value is TRUE.
- If the call is unsuccessful, the return value is FALSE.

Discussion

- It is safe to call `fpFreeImageInfos()` with `pImageInfos()` set to `NULL`. The function returns `TRUE` in this case.
- You must call `fpFreeImageInfos()` before you call `fpShutdown()` (see [fpShutdown\(\)](#), on page 160).
- You must not call `fpGetOutputImageCount()`, `fpGetOutputImageInfo()`, and `fpFreeImageInfos()` using an image info context pointer for which the associated system resources have already been successfully freed by using `fpFreeImageInfos()`.

fpGetAnchor()

This function gets the file name automatically generated by Export and used for external graphics referenced with `<a xmlns:xlink= xlink href=>` tags and for heading-level table of contents entries.

Syntax

```
BOOL pascal fpGetAnchor(  
    void *pCallingContext,  
    KVHTMLAnchorTypeEx eAnchorTypeEx,  
    KVXMLAnchorType eAnchorType,  
    char *pszAnchor,  
    int cbAnchorMax,  
    BYTE *pHTML,  
    UINT cbHTML);
```

Arguments

| | |
|------------------------------|---|
| <code>pCallingContext</code> | A pointer passed back to the callback functions. |
| <code>eAnchorTypeEx</code> | The graphic or block anchor type for the output stream. It must be one of the enumerated types defined in <code>KVXMLAnchorType</code> . See KVXMLAnchorType , on page 225. |
| <code>pszAnchor</code> | A pointer to the location in which the new anchor is stored. |
| <code>cbAnchorMax</code> | The maximum number of bytes to place in <code>pszAnchor</code> . |
| <code>pHTML</code> | A pointer to either the markup defining the contents of the table of contents entry, a pointer to the external graphic name, or <code>NULL</code> . |
| <code>cbHTML</code> | The number of valid bytes in <code>pHTML</code> . |

Returns

- If the call is successful, the return value is TRUE.
- If this call is unsuccessful, the return value is FALSE. Processing is halted.

Discussion

- pszAnchor must be assigned. It might be derived from the cbAnchorMax, pHTML, and cbHTML values that are also provided.
- pHTML can be NULL if the graphic is an internal part of the document.
- This function is exposed so that it can be called from the GetAnchor() callback function to obtain default behavior for anchor types the callback is not set to handle.

fpGetConvertFileList()

This function gets the list of files automatically converted to XML during a call to fpConvertStream() or KVXMLConvertFile().

Syntax

```
char ** pascal _export fpGetConvertFileList(  
    void *pContext,  
    int *pnSize );
```

Arguments

pContext A pointer returned from [fpInit\(\)](#) or [fpInitWithLicenseData\(\)](#).

pnSize A pointer to the number of files generated by the conversion.

Returns

If no files are converted, the return value is a NULL pointer. Otherwise, the return value is a pointer to an array of strings that provides the available path information for each converted file.

Discussion

- The array of file path information includes all externally generated files, including graphic files. Note that the main output file is not included in the array, nor in the count of the number of files

converted.

- The memory used by the array of file path information is freed by the API.
- The array is not valid after a call to `fpShutDown()`.
- This function runs in-process or out of process. See [Convert Files Out of Process, on page 28](#).
- When converting out of process, this function must be called after the call to `KVXMLStartOOPSession()` and before the call to `KVXMLEndOOPSession()`. See [KVXMLStartOOPSession\(\), on page 175](#) and [KVXMLEndOOPSession\(\), on page 171](#).

fpGetKvErrorCode

This function gets an extended error code defined in `KVErrorCode`. If a KeyView HTML Export function fails, you can call `fpGetKvErrorCode()` to find extra information on the failure.

Syntax

```
KVErrorCode pascal fpGetKvErrorCode (  
    void          *pContext );
```

Arguments

`pContext` A pointer returned from [fpInit\(\)](#) or [fpInitWithLicenseData\(\)](#).

Returns

The current error code.

Discussion

If there has not been a failure, this function returns `KVERR_Success`.

fpGetKvErrorCodeEx

This function gets an extended error code defined in `KVErrorCodeEx`. It is called to provide additional information when `fpGetKvErrorCode()` returns the error `KVERR_General`.

Syntax

```
KVErrorCodeEx pascal fpGetKvErrorCodeEx (  
    void *pContext );
```

Arguments

pContext A pointer returned from [fpInit\(\)](#) or [fpInitWithLicenseData\(\)](#).

Returns

The current extended error code.

fpGetOutputImageCount()

This function returns the number of images that would be obtained by the XML Export, and for which you can obtain image information by using [fpGetOutputImageInfo\(\)](#).

Syntax

```
BOOL pascal fpGetOutputImageCount (  
    const void* const pImageInfos,  
    int* const pnImages)
```

Arguments

pImageInfos A pointer returned from [fpGetOutputImageInfos\(\)](#).

pnImages A pointer to an integer to use to store the number of images found.

Returns

- If the call is successful, the return value is TRUE.
- If the call is unsuccessful, the return value is FALSE.

Discussion

If the function call is unsuccessful, it does not modify the value of the integer that pnImages points to.

fpGetOutputImageInfo()

This function returns the dimensions of the images that would be obtained during the XML Export process.

Syntax

```
BOOL pascal fpGetOutputImageInfo (  
    const void* const pImageInfos,  
    const int nImage,  
    KVXMLImageInfo* const ptImageInfo)
```

Arguments

| | |
|-------------|---|
| pImageInfos | A pointer returned from fpGetOutputImageInfos(). |
| nImage | The zero-based index of the image to retrieve dimensions for. |
| ptImageInfo | The pointer to a KVXMLImageInfo, on page 198 structure, initialized with the KVStructInit macro, which the function fills with the dimensions of the image with index nImage. |

Returns

- If the call is successful, the return value is TRUE.
- If the call is unsuccessful, the return value is FALSE.

fpGetOutputImageInfos()

This function returns the image information context that must be supplied to the fpGetOutputImageCount() or fpGetOutputImageInfo() functions. See [fpGetOutputImageCount\(\), on the previous page](#) and [fpGetOutputImageInfo\(\), above](#).

You must free the system resources associated with this context after you use it, by using the fpFreeImageInfos() function.

Syntax

```
void* pascal fpGetOutputImageInfos (  
    void* const pContext,  
    KVInputStream* const pInput,  
    KVXMLOptions* const pOptions)
```


Arguments

- pContext** A pointer returned from [fpInit\(\)](#) or [fpInitWithLicenseData\(\)](#).
- pInput** The pointer to a `KVInputStream` instance. This instance defines the input stream that the function processes to extract the images.
- pOptions** A pointer to a `KVXMLOptions` data structure. Functions using the context obtained with this method will report the dimensions of the images which would be obtained if this options structure were used for XML export. See [KVXMLOptions](#), on page 202.
- This pointer must not be `NULL`.

Returns

- If the call is successful, the return value is the pointer to an image info context object.
- If the call is unsuccessful, the return value is `NULL`.

Discussion

- To obtain image information out of process, call `KVXMLStartOOPSession()` before you call `fpGetOutputImageInfos()`. You must open a new, second OOP session for any subsequent XML export from the input stream.
- If this function fails, you can call `fpGetKvErrorCode()` and `fpGetKvErrorCodeEx()` to help identify the cause of the failure.
- You can use multiple image info contexts at any one time.

fpGetStreamInfo()

This function extracts file format and character set information from the source document.

Syntax

```
BOOL pascal _export fpGetStreamInfo (  
    void *pContext,  
    KVInputStream *pInput,  
    KVStreamInfo *pStreamInfo );
```

Arguments

| | |
|--------------------------|---|
| <code>pContext</code> | A pointer returned from fpInit() or fpInitWithLicenseData() . |
| <code>pInput</code> | A pointer to the developer-assigned instance of <code>KVInputStream</code> . The <code>KVInputStream</code> structure defines the input stream that contains the source for the conversion. See KVInputStream , on page 186. |
| <code>pStreamInfo</code> | A pointer to the developer-assigned instance of <code>KVStreamInfo</code> . The <code>KVStreamInfo</code> structure defines the input stream document type and character set. See KVStreamInfo , on page 189. You can examine the fields in the structure to determine the appropriate template to use based on the document type. |

Returns

- If the call is successful, the return value is `TRUE`.
- If this call is unsuccessful, the return value is `FALSE`.

fpGetSummaryInfo()

This function extracts all metadata from the input stream. See [Extract Metadata](#), on page 66 for more information.

Syntax

```
BOOL pascal _export fpGetSummaryInfo(  
    void *pContext,  
    KVInputStream *pInput,  
    KVSummaryInfoEx *pSummary,  
    BOOL bFree );
```

Arguments

| | |
|-----------------------|--|
| <code>pContext</code> | A pointer returned from fpInit() or fpInitWithLicenseData() . |
| <code>pInput</code> | A pointer to the developer-assigned instance of <code>KVInputStream</code> . The <code>KVInputStream</code> structure points to the input stream that contains the source for the conversion. See KVInputStream , on page 186. |
| <code>pSummary</code> | A pointer to the developer-assigned instance of <code>KVSummaryInfoEx</code> . In this structure, <code>nElem</code> provides a count of the number of metadata elements, and |

pElem points to the first element of the array of individual elements as defined by the structure KVSummaryInfoElemEx. See [KVSummaryInfoEx, on page 193](#).

bFree A flag to free or fill the memory allocated to the document metadata.

Returns

- If the call is successful, the return value is TRUE. When the document does *not* contain metadata, but the document reader can extract metadata from the specified format, this function returns TRUE with nElem set to 0.
- If this call is unsuccessful, the return value is FALSE. This function returns FALSE when the document reader does not support metadata extraction for the specified format, or there is an error in extraction. The section [Document Readers, on page 308](#) lists the file formats for which metadata can be determined.

Discussion

- For metadata to be extracted by Export, metadata must be defined in the source document, and the document reader must be able to extract metadata for the file format. [Document Readers, on page 308](#) lists the file formats for which metadata can be determined. Export does not generate metadata automatically from the document contents.
- This function runs in-process or out of process. See [Convert Files Out of Process, on page 28](#).
- You can call this function at any time after the call to KVXMLInit().
- When converting out of process, this function must be called after the call to KVXMLStartOOPSession() and before the call to KVXMLEndOOPSession(). See [KVXMLStartOOPSession\(\), on page 175](#) and [KVXMLEndOOPSession\(\), on page 171](#).
- Call this function with bFree set to FALSE to return an array of KVSummaryInfoEx structures, each containing an element of available document metadata.
- After processing the information in the structure, call this function with bFree set to TRUE to free the memory allocated to the document metadata.

fpInit()

This function initializes an Export session. Its return value, pContext, is passed as the first parameter to the File Extraction interface and all other Export functions.

DEPRECATED: The fpInit() function is deprecated in KeyView 12.7.0 and later. Micro Focus recommends that you use [fpInitWithLicenseData\(\)](#) instead, so that your license key is passed to KeyView through the API. You should not include license information in your application as a file (kv.lic).

This function is still available for existing implementations, but it might be incompatible with new functionality. The function might be removed in future.

Syntax

```
void* pascal _export fpInit(  
    KVMemoryStream *pMemAllocator,  
    char *pszKeyViewDir,  
    char *pszDataFile,  
    KVErrorCode *pError,  
    DWORD dword);
```

Arguments

| | |
|----------------------------|---|
| <code>pMemAllocator</code> | This argument is deprecated in KeyView 12.10.0 and later, and should be NULL. If it is not, KeyView may use the functions in this developer-defined memory allocator to allocate memory. |
| <code>pszKeyViewDir</code> | A pointer to the directory where the Export components are located. This is normally the directory <i>install\OS\bin</i> , where <i>install</i> is the path name of the Export installation directory and <i>OS</i> is the name of the operating system. |
| <code>pszDataFile</code> | A pointer to the directory and file name of the Export data file, <i>formats_e.ini</i> . This file determines whether a format is supported. If a format does not exist in this file, the conversion fails. The <i>formats_e.ini</i> file is normally stored in the directory <i>install\OS\bin</i> , where <i>install</i> is the path name of the Export installation directory and <i>OS</i> is the name of the operating system. See File Format Detection, on page 372 for more information. |
| <code>pError</code> | A pointer to an error code defined in <code>KVErrorCode</code> or <code>KVErrorCodeEx</code> in <code>kverrorcodes.h</code> . See KVErrorCode, on page 219 and KVErrorCodeEx, on page 221 . |
| <code>dword</code> | Reserved. Must be 0. |

Returns

- If the call is successful, the return value is a pointer passed to all other functions.
- If the call is unsuccessful, the return value is a NULL pointer.

Discussion

- If `pszKeyViewDir` is `NULL`, the required components cannot be found. Ensure that it is valid.
- If this function returns `NULL`, check `stderr` for the KeyView installation error messages, "KeyView Export SDK License Key has Expired" and "KeyView Export SDK License Key is Invalid", and pass them to your application. See the *Export SDK Installation Instructions* for more information on the KeyView license feature.
- To ensure multithreaded conversions are thread-safe, you must create a unique context pointer for every thread by calling `fpInit()`. In addition, threads must not share context pointers, and the same context pointer must be used for all API calls in the same thread. Creating a context pointer for every thread does not affect performance because the context pointer uses minimal resources.
- When the conversion context is no longer required, it should be terminated by calling `fpShutdown()`. See [fpShutdown\(\), on page 160](#).

fpInitWithLicenseData()

This function initializes an Export session with license information passed in function parameters rather than a license file. Its return value, `pContext`, is passed as the first parameter to the File Extraction interface and all other Export functions.

This function is similar to [fpInit\(\)](#), but it uses a different licensing method. You can use either [fpInit\(\)](#) or `fpInitWithLicenseData` to initialize your Export session. However, these functions are mutually exclusive. That is, neither takes the context pointer from the other as an argument. If you call both functions, you initialize two distinct Export sessions, in the same way as calling [fpInit\(\)](#) twice.

Syntax

```
void* pascal _export fpInitWithLicenseData(  
    KVMemoryStream*    pMemAllocator,  
    char*              pszKeyViewDir,  
    const char* const  pszLicenseOrganization  
    const char* const  pszLicenseKey  
    char*              pszDataFile,  
    KVErrCode*        pError,  
    DWORD              dword);
```

Arguments

`pMemAllocator`

This argument is deprecated in KeyView 12.10.0 and later, and should be `NULL`. If it is not, KeyView may use the functions in this developer-defined memory allocator to allocate memory.

| | |
|-------------------------------------|---|
| <code>pszKeyViewDir</code> | A pointer to the directory where the Export components are located. This is normally the directory <code>install\OS\bin</code> , where <code>install</code> is the path name of the Export installation directory and <code>OS</code> is the name of the operating system. |
| <code>pszLicenseOrganization</code> | A pointer to a string that contains the organization name under which this installation of KeyView is licensed. This value is the company name that appears at the top of the license key provided by Micro Focus. Add the text exactly as it appears in this file. |
| <code>pszLicenseKey</code> | A pointer to a string that contains the license key for this installation of KeyView. This value is the appropriate license key provided by Micro Focus. The key is a string that contains 31 characters, for example <code>2TQD22D-2M6FV66-2KPF23S-2GEM5AB</code> . Type these characters exactly as they appear in the license key file, including the dashes, but do not include any leading or trailing spaces. |
| <code>pszDataFile</code> | A pointer to the directory and file name of the Export data file, <code>formats_e.ini</code> . This file determines whether a format is supported. If a format does not exist in this file, the conversion fails. The <code>formats_e.ini</code> file is normally stored in the directory <code>install\OS\bin</code> , where <code>install</code> is the path name of the Export installation directory and <code>OS</code> is the name of the operating system. See File Format Detection, on page 372 for more information. |
| <code>pError</code> | A pointer to an error code defined in <code>KVErrorCode</code> or <code>KVErrorCodeEx</code> in <code>kverrorcodes.h</code> . See KVErrorCode, on page 219 and KVErrorCodeEx, on page 221 . |
| <code>dWord</code> | Reserved. Must be 0. |

Returns

- If the call is successful, the return value is a pointer passed to all other functions.
- If the call is unsuccessful, the return value is a NULL pointer.

Discussion

- If `pszKeyViewDir` is NULL, the required components cannot be found. Ensure that it is valid.
- If this function returns NULL, check `stderr` for the KeyView installation error messages, "KeyView Export SDK License Key has Expired" and "KeyView Export SDK License Key is Invalid", and pass them to your application. See the *Export SDK Installation Instructions* for more information on the KeyView license feature.
- To ensure multithreaded conversions are thread-safe, you must create a unique context pointer for every thread by calling `fpInit()` or `fpInitWithLicenseData()`. In addition, threads must not share context pointers, and the same context pointer must be used for all API calls in the same

thread. Creating a context pointer for every thread does not affect performance because the context pointer uses minimal resources.

- When the conversion context is no longer required, it should be terminated by calling [fpShutDown\(\)](#).

Example

The following sample code is from the `cnv2xml` sample program:

```
pKVXML = (*KVXMLInt.fpInitWithLicenseData)(NULL, ".", YOUR_LICENSE_ORGANIZATION,  
YOUR_LICENSE_KEY, NULL, &error, 0);  
if(!pKVXML)  
{  
    printf("Error initializing KVXML: %d\n", error);  
    mpFreeLibrary(hKVXML);  
    return 4;  
}
```

fpSetStyleMapping()

This function is used to set the mapping for user-defined styles. Export does not make a distinction between paragraph styles or character styles, but operates under the assumption that each style has a unique name.

Syntax

```
BOOL pascal _export fpSetStyleMapping(  
    void      *pContext,  
    KVStyle   *pStyles,  
    int       iStyles,  
    BOOL      bCopy);
```

Arguments

- | | |
|-----------------------|---|
| <code>pContext</code> | A pointer returned from fpInit() or fpInitWithLicenseData() . |
| <code>pStyles</code> | A pointer to the developer-assigned instance of <code>KVStyle</code> . See KVStyle , on page 191. The <code>KVStyle</code> structure defines the elements of a custom style. |
| <code>iStyles</code> | The number of elements in the <code>pStyles</code> array. |
| <code>bCopy</code> | If Export is to allocate memory to copy the <code>pStyles</code> array, set this to TRUE . If <code>pStyles</code> remains valid throughout the conversion process, set this to FALSE . |

Returns

- If the call is successful, the return value is TRUE.
- If this call is unsuccessful, the return value is FALSE.

Discussion

- Paragraph styles are presently implemented only for documents in Microsoft Word 97-2003 (DOC), RTF, Folio Flat files, WordPro, and WordPerfect 6.x.
- This function runs in-process or out of process. See [Convert Files Out of Process, on page 28](#).
- When converting out of process, this function must be called after the call to `KVXMLStartOOPSession()` and before the call to `KVXMLEndOOPSession()`. See [KVXMLStartOOPSession\(\), on page 175](#) and [KVXMLEndOOPSession\(\), on page 171](#).
- After this API function is called, the styles are valid until `fpShutDown()` is called, or until this function is called again with a new style or NULL.

fpShutDown()

This function terminates an Export session that was initialized by [fpInit\(\)](#) or [fpInitWithLicenseData\(\)](#), and frees allocated system resources. It is called when the conversion context is no longer required.

Syntax

```
void pascal _export fpShutDown(KVHTMLContext *pContext);
```

Arguments

`pContext` A pointer returned from [fpInit\(\)](#) or [fpInitWithLicenseData\(\)](#).

Returns

None.

Discussion

After this function is called, the `pContext` pointer must not be passed to any XML Export API.

fpValidateTemplate()

This function is used to ensure that the markup is well-formed and valid according to the DTD. It is currently not implemented.

KVXMLConfig()

This function is called directly and provides a way to configure options prior to the document conversion. Currently, the function is used for the following configurations:

- **Generate output without images**

Generate output with *verbose* markup and *without* images. To generate output with *minimal* markup (ID and style paragraph attributes) and *without* images, set the `bIndexOnly` member of the `KVXMLOptions` structure. See [KVXMLOptions, on page 202](#).

- **Enable PDF position information**

Include position information in the markup generated for a PDF document.

- **Configure PDF bookmarks**

Specify whether bookmarks in a PDF file are converted to simple XLinks in the XML output.

- **Configure Word bookmarks**

Disable the conversion of Microsoft Word bookmarks to zone elements.

- **Designate temporary directory**

Specify a directory in which temporary files created during XML conversion processes are stored.

NOTE: Note: On Windows systems, there is a 64 K size limit to the temporary directory. When the limit is reached, you must either create a new directory or delete the contents of the existing directory; otherwise, you might receive an error message.

- **Configure XML conversion**

Specify the elements and attributes extracted from an XML document based on the files document type.

- **Enable PDF logical reading order**

Convert paragraphs in PDF files in the order in which they appear on the page and with left-to-right or right-to-left paragraph direction. See [Convert PDF Files to a Logical Reading Order, on page 80](#).

- **Configure PDF soft hyphens**

Specify whether soft hyphens are removed from the XML output. See [Control Hyphenation, on page 83](#).

- **Enable Revision Marks**

Convert text and graphics that were deleted from a document with revision tracking enabled and include revision tracking information in the XML output. [Convert Revision Tracking Information, on page 78](#).

- **Protected file password**

Specify the password to use to open a password-protected file for export.

- **Specify output character set for summary information**

Specify the output character set for the document's metadata, when using `fpGetSummaryInfo()`.

- **Include position and invisible text tokens (with bounding boxes) in the output**

Add top, left, height, width, and rotation attributes to `<p>` elements.

- **Enable or disable Optical Character Recognition (OCR)**

KeyView can perform Optical Character Recognition (OCR) on raster image files - see [KVCFG_OCR](#) in the table below.

Syntax

```
KVErrorCode pascal KVXMLConfig(  
    void *pContext,  
    int nType,  
    int nValue,  
    void *p );
```

Arguments

- `pContext` A pointer returned from [fpInit\(\)](#) or [fpInitWithLicenseData\(\)](#).
- `nType` The configuration flag. This is a symbolic constant defined in `kvtypes.h`. The available options are described in [Configuration Flags, on the next page](#).
- `nValue` The integer value defined for the flags above.
- This is TRUE or FALSE for all flags except `KVCFG_LOGICALPDF`, `KVCFG_SETMETADATACHARSET`, `KVCFG_SETTEMPDIRECTORY`, and `KVCFG_SETXMLCONFIGINFO`.
- For `KVCFG_LOGICALPDF`, this is one of the paragraph direction options defined in the `LPDF_DIRECTION` enumerated type in `kvtypes.h`. See [LPDF_DIRECTION, on page 236](#).
- For `KVCFG_SETTEMPDIRECTORY` and `KVCFG_SETXMLCONFIGINFO`, this is not set.
- For `KVCFG_SETMETADATACHARSET`, `nValue` is a character set enumerated in `KVCharSet` in `kvcharset.h`. See [Convert Character Sets, on page 69](#).
- `p` The data for the configuration flag.
- This is NULL for all flags except `KVCFG_SETTEMPDIRECTORY` and `KVCFG_`

SETXMLCONFIGINFO.

For KVCFG_SETTEMPDIRECTORY, this is path to the directory where temporary files are stored.

For KVCFG_SETXMLCONFIGINFO, this is a pointer to the KVXConfigInfo structure. See [KVXConfigInfo, on page 193](#).

For KVCFG_SETPASSWORD, this is the source file password.

Configuration Flags

The following flags are available for the nType argument in KVXMLConfig(). These flags are defined in kvtypes.h.

| Flag | Description |
|-----------------------------|--|
| KVCFG_SUPPRESSIMAGES | If you set KVCFG_SUPPRESSIMAGES, the XML output includes verbose markup, but no images. If you do not set this option, embedded images in a document are regenerated as separate files and stored in the output directory. To generate output with minimal markup (ID and style paragraph attributes) and without images, set the bIndexOnly member of the KVXMLOptions structure to TRUE. KVXMLOptions, on page 202 . |
| KVCFG_ENABLEPOSITIONINFO | If you set KVCFG_ENABLEPOSITIONINFO, a position element is included in the markup for PDF documents. The position element defines the absolute position of the text relative to the bottom left corner of the page, and includes additional information such as font and color. |
| KVCFG_SETMETADATACHARSET | This option enables you to specify the output character set for metadata when using fpGetSummaryInfo(). nValue is a character set enumerated in KVCharSet in kvcharset.h. See Convert Character Sets, on page 69 . This function should be called before fpGetSummaryInfo(). |
| KVCFG_SUPPRESSTOCPRINTIMAGE | If you set KVCFG_SUPPRESSTOCPRINTIMAGE, bookmarks in a PDF file are <i>not</i> converted to simple XLinks in the XML output. By default, PDF bookmarks are converted to source and destination anchors. For example, <pre><a xmlns:xlink="http://www.w3.org/TR/xlink" xlink:href="#bmk1">Highlight File Format <a xmlns:xlink="http://www.w3.org/TR/xlink" name="bmk1"></pre> |
| KVCFG_DISABLEZONE | If you set KVCFG_DISABLEZONE, the conversion of Microsoft Word bookmarks to zone elements (<zone name = "xxx">) in the output XML is disabled. A bookmark in Microsoft Word documents is a name given to a selected area of the document. The bookmark might enclose words, paragraphs, tables, table cells, lists, list items, or the entire document. In XML Export, bookmarks are converted to zone elements (<Zone name="xxx">) by using the KeyView KVT_ZONE token. |

| Flag | Description |
|--------------------------------|---|
| | <p>Depending on how bookmarks are defined in the original document, the creation of zone elements might result in malformed XML. In this case, you can disable zone creation to avoid these validity errors. Zone element creation is enabled by default.</p> |
| <p>KVCFG_ SETTEMPDIRECTORY</p> | <p>The KVCFG_ SETTEMPDIRECTORY flag enables you to specify the directory in which temporary files created during conversion processes are stored. By default, the system temporary directory is used.</p> <p>To define a directory for temporary files generated during an out-of-process conversion, set the tempfilepath parameter in the formats_e.ini file. See Convert Files Out of Process, on page 28.</p> <p>NOTE: On Windows systems, there is a 64 K size limit to the temporary directory. When the limit is reached, you must either create a new directory or delete the contents of the existing directory; otherwise, you might receive an error message.</p> |
| <p>KVCFG_ SETXMLCONFIGINFO</p> | <p>The KVCFG_ SETXMLCONFIGINFO flag enables you to define which elements and attributes are extracted from XML documents with a specified format ID or root element. You can use this to override the default settings for the supported XML formats (see Convert XML Files, on page 89), or to define settings for custom XML document types.</p> <p>The settings are defined in the KVXConfigInfo structure (see KVXConfigInfo, on page 193). To set custom settings for more than one document type, call the KVXMLConfig() function once for each type.</p> <p>You can also modify element extraction settings by using the kvxconfig.ini file. See Configure Element Extraction for XML Documents, on page 89.</p> |
| <p>KVCFG_ LOGICALPDF</p> | <p>The KVCFG_ LOGICALPDF flag converts paragraphs in a PDF file in the order in which they appear on the page (logical reading order). The nValue argument specifies the paragraph direction. See Convert PDF Files to a Logical Reading Order, on page 80.</p> |
| <p>KVCFG_ DELSOFTYPHEN</p> | <p>If you set KVCFG_ DELSOFTYPHEN, soft hyphens in the source document are removed, and the hyphenated words are joined in the XML output. By default, soft hyphens are maintained. See Control Hyphenation, on page 83.</p> <p>Micro Focus recommends that you remove soft hyphens if you use Export to generate text output for an indexing engine or are not concerned with maintaining the document's layout. See fpConvertStream(), on page 141 or KVXMLConvertFile(), on page 169 for more information on running Export in index mode.</p> |
| <p>KVCFG_ INCLREVISIONMARK</p> | <p>If you set this flag to TRUE, text and graphics that were deleted from a document with a revision tracking feature enabled are converted, and revision tracking information is included in the XML output.</p> <p>To reset the flag and exclude deleted content and revision tracking</p> |

| Flag | Description |
|--------------------------------|---|
| | information from the XML output, set the flag to FALSE . See Convert Revision Tracking Information, on page 78 . The default is FALSE . |
| KVCFG_WP_NOCOMMENTS | Set KVCFG_WP_NOCOMMENTS to TRUE not to export text from comments in Microsoft Word documents. Comment text is exported by default from Microsoft Word 97 to 2003 files. You can also toggle comment output by modifying the <code>formats_e.ini</code> file. See Show Hidden Data, on page 94 . |
| KVCFG_WP_SHOWHIDDENTEXT | Set KVCFG_WP_SHOWHIDDENTEXT to TRUE to export hidden text from Microsoft Word documents. |
| KVCFG_WP_SHOWDATEFIELDCODE | Set KVCFG_WP_SHOWDATEFIELDCODE to TRUE to export date field codes from Microsoft Word documents. |
| KVCFG_WP_SHOWFILENAMEFIELDCODE | Set KVCFG_WP_SHOWFILENAMEFIELDCODE to TRUE to export the file name field code from Microsoft Word documents. |
| KVCFG_SS_SHOWHIDDENINFOR | Set KVCFG_SS_SHOWHIDDENINFOR to TRUE to export hidden information from Microsoft Excel files. |
| KVCFG_SS_SHOWCOMMENTS | Set KVCFG_SS_SHOWCOMMENTS to TRUE to export comments from Microsoft Excel files. |
| KVCFG_SS_SHOWFORMULA | Set KVCFG_SS_SHOWFORMULA to TRUE to export formulas from Microsoft Excel files. |
| KVCFG_PG_HIDEHIDDENSLIDE | Set KVCFG_PG_HIDEHIDDENSLIDE to TRUE not to export hidden slides from Microsoft PowerPoint files. |
| KVCFG_PG_HIDECOMMENT | Set KVCFG_PG_HIDECOMMENT to TRUE not to export comments from Microsoft PowerPoint files. Comments are exported by default from PowerPoint 97 to 2000 files. |
| KVCFG_PG_SHOWCOMMENTSSLIDE | Set KVCFG_PG_SHOWCOMMENTSSLIDE to TRUE to export comments slides from Microsoft PowerPoint 2003 and 2007 files. |
| KVCFG_PG_SHOWSLIDNOTES | Set KVCFG_PG_SHOWSLIDNOTES to TRUE to export slide notes from Microsoft PowerPoint files. You can also toggle slide note output by modifying the <code>formats_e.ini</code> file. See Show Hidden Data, on page 94 . |
| KVCFG_SETPASSWORD | This flag enables you to define a password used to open a password-protected file for export. See Export Password Protected Files, on page 389 . <code>nValue</code> is TRUE . <code>p</code> is the source file password, which can have a maximum length of 255 |

| Flag | Description |
|------------------------------|---|
| | characters (the final byte is null). |
| KVCFG_POSITIONINFOOUTPUTTYPE | This flag enables you to extend the existing <p> tags to include bounding box information. |
| KVCFG_OCR | <p>Specifies whether to perform Optical Character Recognition (OCR) on raster image files, to extract machine-printed text from the image. The output from XML Export includes the original image, exported to the format you specify in KVXMLOptions, and any text extracted by OCR inside <ocr> tags. If OCR detects that some of the text forms a table, it will be included in the output as a <table>.</p> <p>OCR is available only on certain platforms (see Optical Character Recognition in the platform differences section). OCR processes only standalone raster images and not subfiles, such as images embedded in a Word document.</p> <p>If your license includes OCR, it is enabled by default. To disable OCR, set this flag to FALSE.</p> |

Returns

The return value is one of the error codes defined in `KVErrorCode` in `kverrorcodes.h`.

Discussion

- You must call this function after the call to `fpInit()` or `fpInitWithLicenseData()` and before the call to `fpConvertStream()` or `KVXMLConvertFile()`.
- This function runs in-process or out of process. See [Convert Files Out of Process, on page 28](#).
- When converting out of process, you must call this function after the call to `KVXMLStartOOPSession()` and before the call to `KVXMLEndOOPSession()`. See [KVXMLStartOOPSession\(\), on page 175](#) and [KVXMLEndOOPSession\(\), on page 171](#).

Examples

- To generate verbose markup, but no images:

```
(*fpXMLConfig)(pKVXML, KVCFG_SUPPRESSIMAGES, TRUE, NULL);
```
- To produce summary information in UTF8:

```
(*fpXMLConfig)(pKVXML, KVCFG_SETMETADATACHARSET, KVCS_UTF8, NULL);
```
- To specify bookmarks in a PDF file are not converted to XLinks in the XML output:

```
(*fpXMLConfig)(pKVXML, KVCFG_SUPPRESSTOCPrintImage, TRUE, NULL);
```

- To disable the conversion of zone elements:

```
(*fpXMLConfig)(pKVXML, KVCFG_DISABLEZONE, TRUE, NULL);
```

- To set a directory for temporary files:

```
char    tmpDir[250];  
strcpy (tmpDir, "c:\\temp\\xmlexport");  
(*fpXMLConfig)(pKVXML, KVCFG_SETTEMPDIRECTORY, 0, tmpDir);
```

- To specify custom extraction settings for conversion of an XML file:

```
KVXConfigInfo xinfo; /* populate xinfo */  
(*fpXMLConfig)(pKVXML, KVCFG_SETXMLCONFIGINFO, 0, &xinfo);
```

- To specify PDF files are converted to a logical reading order, and the paragraph direction for the PDF output is left to right:

```
(*fpXMLConfig)(pKVXML, KVCFG_LOGICALPDF, LPDF_LTR, NULL);
```

- To specify PDF files are converted to a logical reading order, and the paragraph direction for the PDF output is right to left:

```
(*fpXMLConfig)(pKVXML, KVCFG_LOGICALPDF, LPDF_RTL, NULL);
```

- To specify PDF files are converted to a logical reading order, and the paragraph direction for the PDF output is determined on the fly for each page:

```
(*fpXMLConfig)(pKVXML, KVCFG_LOGICALPDF, LPDF_AUTO, NULL);
```

- To specify soft hyphens are removed from the XML output:

```
(*fpXMLConfig)(pKVXML, KVCFG_DELSOFTHYPHEN, TRUE, NULL);
```

- To convert text and graphics that are identified by revision marks:

```
(*fpXMLConfig)(pKVXML, KVCFG_INCLREVISIOMARK, TRUE, NULL);
```

- To toggle hidden data output from Microsoft Word documents, use one of the KVCFG_WP flags:

```
(*fpXMLConfig)(pKVXML, KVCFG_WP_NOCOMMENTS, TRUE, NULL);
```

- To toggle hidden data output from Microsoft Excel documents, use one of the KVCFG_SS flags:

```
(*fpXMLConfig)(pKVXML, KVCFG_SS_SHOWHIDDENINFOR, TRUE, NULL);
```

- To toggle hidden data output from Microsoft PowerPoint documents, use one of the KVCFG_PG flags:

```
(*fpXMLConfig)(pKVXML, KVCFG_PG_HIDEHIDDENSLIDE, TRUE, NULL);
```

- To specify a password to open a password-protected file for export:

```
(*fpXMLConfig)(pKVXML, KVCFG_SETPASSWORD, TRUE, password);
```

where password is a null-terminated string of 255 or fewer characters.

- To include a position element in the markup for PDF documents:

```
(*fpXMLConfig)(pKVXML, KVCFG_ENABLEPOSITIONINFO, TRUE, NULL);
```

Using the PDF position element significantly changes the generated markup. For example, without the option, the XML output from a section of a PDF document looks like this:

```
<?xml version="1.0" encoding="utf-8" ?>  
  <!DOCTYPE VerityXMLEExport (View Source for full doctype...)>  
  - <VerityXMLEExport>  
  - <WP>  
  - <p id="p1" font-size="33pt">  
      
    Economic Fiscal Update  
    <font size="18pt" color="#777777">Theand</font>  
    <font size="14pt" color="#ffffff">October 30, 2002</font>  
    <font size="29pt" color="#a4a4a4">Overview</font>  
  </p>
```

With the option enabled, the same section of the PDF document looks like this:

```
<?xml version="1.0" encoding="utf-8" ?>  
  <!DOCTYPE VerityXMLEExport (View Source for full doctype...)>  
  - <VerityXMLEExport>  
  - <WP>  
    <Position style="position:absolute;top:534px;left:254px;font-family:'Times  
New Roman';font-size:33pt;white-space:nowrap;" />  
    <Position style="position:absolute;top:393px;left:254px;white-space:nowrap;"  
/>  
      
    <Position style="position:absolute;top:308px;left:256px;font-family:'Times  
New Roman';font-size:33pt;white-space:nowrap;" />  
    Economic  
    <Position style="position:absolute;top:346px;left:256px;font-family:'Times  
New Roman';font-size:33pt;white-space:nowrap;" />  
    Fiscal Update  
    <Position style="position:absolute;top:298px;left:281px;font-family:'Times  
New Roman';font-size:18pt;color:#777777;background-color:#ffffff;white-  
space:nowrap;" />  
    The  
    <Position style="position:absolute;top:336px;left:299px;font-family:'Times  
New Roman';font-size:18pt;color:#777777;background-color:#ffffff;white-  
space:nowrap;" />  
    and  
    <Position style="position:absolute;top:543px;left:397px;font-family:'Times  
New Roman';font-size:14pt;color:#ffffff;background-color:#000000;white-  
space:nowrap;" />  
    October 30, 2004  
    <Position style="position:absolute;top:627px;left:382px;font-family:'Times  
New Roman';font-size:29pt;color:#a4a4a4;background-color:#ffffff;white-  
space:nowrap;" />  
    Overview
```


- To include position information in attributes of <p> tags:

```
(*fpXMLConfig)(pKVXML, KVCFG_ENABLEPOSITIONINFO, TRUE, NULL);  
(*fpXMLConfig)(pKVXML, KVCFG_POSITIONINFOOUTPUTTYPE, KVPIOT_ATTRIBUTES, NULL);
```

In this mode, each piece of content output by the reader with a position is put in its own <p> element. Line break (
) tags are not included in the output.

The <p> tags have position information, when this information is available from the reader. These are included in new attributes of the <p> tag: top, left, height, width, and rotation.

The top, left, width, and height attributes are all expressed in pixels. The top and left attributes give the coordinates of the top left corner of the content (an image, text box, and so on) relative to the top left corner of the page. The width and height attributes are the width and height of the content.

Rotation is expressed in degrees, and gives the clockwise rotation of the content about the top left corner. If the rotation attribute is not present, the rotation is assumed to be zero.

NOTE: Not all readers output all these attributes for all pieces of content. Only pdf2sr outputs width, height and rotation information for text. pdf2sr does not put height and width attributes on <p> tags that enclose images; rather, the tags themselves have the height and width. For example:

```
<p id="p1" font-size="12pt" top="0px" left="0px"></p>  
<p id="p2" font-family="MyriadPro-It" font-size="16pt" top="59px"  
left="129px" height="21px" width="447px"><i>Aufforderung zur Einreichung von  
Vorschlägen 2005:  
</i></p>
```

KVXMLConvertFile()

This function is called directly and converts a source file to an output file.

Syntax

```
BOOL pascal KVXMLConvertFile (  
    void                *pContext,  
    void                *pCallingContext,  
    char                *pInFileName,  
    char                *pOutFileName,  
    KVXMLTemplate       *pTemplates,  
    KVXMLOptions        *pOptions,  
    KVXMLTOCOptions     *pTOCCreateOptions,  
    KVXMLCallbacks      *pCallbacks,  
    BOOL                bIndex,  
    KVErrorCode         *pError)
```

Arguments

| | |
|--------------------------------|---|
| <code>pContext</code> | A pointer returned from fplnit() or fplnitWithLicenseData() . |
| <code>pCallingContext</code> | A pointer passed back to the callback functions. |
| <code>pInFileName</code> | A pointer to the input file. |
| <code>pOutFileName</code> | A pointer to the output file. |
| <code>pTemplates</code> | <p>A pointer to the data structure <code>KVXMLTemplate</code> data structure. It defines the overall structure of the output. Individual elements within the structure define the markup written at specific points in the output stream. See KVXMLTemplate, on page 211.</p> <p>If this pointer is <code>NULL</code>, the default values for the structure are used.</p> |
| <code>pOptions</code> | <p>A pointer to the data structure <code>KVXMLOptions</code>. It defines the options that control the markup written in response to the general style and attributes (font, color, and so on) of the document. See KVXMLOptions, on page 202.</p> <p>If this pointer is <code>NULL</code>, the default values for the structure are used.</p> |
| <code>pTOCCreateOptions</code> | <p>A pointer to the <code>KVXMLTOCOptions</code> data structure. It specifies whether a heading is included in the table of contents. See KVXMLTOCOptions, on page 214.</p> <p>If this pointer is <code>NULL</code>, the default values for the structure are used.</p> |
| <code>pCallbacks</code> | <p>A pointer to the <code>KVXMLCallbacks</code> data structure. It is a structure of functions that Export calls for specific, user-defined purposes. See KVXMLCallbacks, on page 195.</p> <p>If callbacks are not used, this can be <code>NULL</code>.</p> |
| <code>bIndex</code> | <p>Set <code>bIndex</code> to <code>TRUE</code> to generate output with minimal markup and without images. Because the generated output is minimized to textual content, it is suitable for an indexing engine. If <code>bIndex</code> is set to <code>FALSE</code>, embedded images in a document are regenerated as separate files and stored in the output directory.</p> <p>This can also be set through the <code>bNoPictures</code> member in the template files.</p> |
| <code>pError</code> | A pointer to an error code if the call to <code>KVXMLConvertFile()</code> fails. |

Returns

- If the call is successful, the return value is `TRUE`.
- If the call is unsuccessful, the return value is `FALSE`.

Discussion

- Only `pContext`, `pInFileName`, `pOutFileName`, and `bIndex` are required. All other pointers should be `NULL` when they are not set.
- If `pCallbacks` is `NULL`, `pOptions->pszDefaultOutputDirectory` must be valid, except when you set `bIndex` to `TRUE`.
- This function runs in-process or out of process. See [Convert Files Out of Process, on page 28](#).
- When converting out of process, this function must be called after the call to `KVXMLStartOOPSession()` and before the call to `KVXMLEndOOPSession()`. See [KVXMLStartOOPSession\(\), on page 175](#) and [KVXMLEndOOPSession\(\), below](#).
- When converting out of process, the values for the `KVXMLTemplate`, `KVXMLOptions`, and `KVXMLTOCOptions` structures should be set to `NULL`. These structures are already passed in the call to `KVXMLStartOOPSession()`. See [KVXMLStartOOPSession\(\), on page 175](#).

Example

```
if(!(*KVXMLInt.KVXMLConvertFile)(
    pKVXML,          /* Pointer returned by fpInit() */
    NULL,           /* Pointer for callback functions */
    &InputFile,     /* Input file */
    &OutputFile,    /* Output file */
    &XMLTemplates,  /* Markup and related variables */
    &XMLOptions,    /* Options */
    NULL,          /* TOC options */
    NULL,         /* A pointer to callback functions */
    FALSE,       /* Index mode */
    &error))     /* Error return value */
{
    printf("Error converting %s to XML %d\n", argv[i - 1], error);
}
else
{
    printf("Conversion of %s to XML completed.\n\n", argv[i - 1]);
}
```

KVXMLEndOOPSession()

This function terminates the current out-of-process conversion session, and releases the source data and resources related to the session.

Syntax

```
BOOL pascal KVXMLEndOOPSession(  
    void *pContext,  
    BOOL bKeepServantAlive,  
    KVErrCodeEx *pError  
    DWORD dwOptions,  
    void *pReserved1,  
    void *pReserved2 );
```

Arguments

| | |
|-------------------|--|
| pContext | A pointer returned from fplnit() or fplnitWithLicenseData() . |
| bKeepServantAlive | Set bKeepServantAlive to TRUE to keep a Servant process active after the Export out-of-process session is terminated. If the Servant remains active, subsequent conversion requests are processed more quickly because the Servant is already prepared to receive data. Set bKeepServantAlive to FALSE to terminate the Export out-of-process session and the associated Servant process. |
| pError | A pointer to an error code defined in KVErrCodeEx in <code>kverrorcodes.h</code> . |
| dwOptions | Reserved for future use. |
| pReserved1 | Reserved for future use. |
| pReserved2 | Reserved for future use. |

Returns

- If the call is successful, the return value is **TRUE**.
- If the call is unsuccessful, the return value is **FALSE**.

Example

The following sample code is from the `cnv2xmlloop` sample program:

```
/* declare endsession function pointer */  
BOOL (pascal *fpKVXMLEndOOPSession)( void *,  
    BOOL ,  
    KVErrCode *,  
    DWORD ,  
    void *,  
    void *);  
  
/* assign OOP endsession function pointer */  
fpKVXMLEndOOPSession = (BOOL (pascal *) ( void *,
```

```
        BOOL                ,
        KVErrorCode         *,
        DWORD               ,
        void                *,
        void                * ))mpGetProcAddress(hKVXML,
"KVXMLEndOOPSession");
if(!fpKVXMLEndOOPSession)
{
    printf("Error assigning KVXMLEndOOPSession() pointer\n");
    (*KVXMLInt.fpFileToInputStreamFree)(pKVXML, &Input);
    (*KVXMLInt.fpFileToOutputStreamFree)(pKVXML, &Output);
    mpFreeLibrary(hKVXML);
    return 8;
}
/*****END OOP SESSION, DO NOT KEEP SERVANT ALIVE *****/
if(!(*fpKVXMLEndOOPSession)(pKVXML,
    FALSE,
    &error,
    0,
    NULL,
    NULL))
{
    printf("Error calling fpKVXMLEndOOPSession \n");
    (*KVXMLInt.fpFileToInputStreamFree)(pKVXML, &Input);
    (*KVXMLInt.fpFileToOutputStreamFree)(pKVXML, &Output);
    (*KVXMLInt.fpShutDown)(pKVXML);
    mpFreeLibrary(hKVXML);
    return 10;
}
```

KVXMLSetStyleSheet()

This function is called directly and is used to specify the full path and file name of an external Style Sheet (XSL or CSS).

Syntax

```
BOOL pascal KVXMLSetStyleSheet(
    void *pContext,
    char *pszStyleSheetName,
    char *pszRef);
```

Arguments

| | |
|--------------------------------|---|
| <code>pContext</code> | A pointer returned from <code>fplnit()</code> or <code>fplnitWithLicenseData()</code> . |
| <code>pszStyleSheetName</code> | A pointer to the full path and file name of the style sheet. |
| <code>pszUr1Ref</code> | A pointer to the URL or file name of style sheet. |

Returns

- If the call is successful, the return value is `TRUE`.
- If this call is unsuccessful, the return value is `FALSE`.

Discussion

- When the value for `eStyleSheetType` in `KVXMLOptions` is set to `XML_XSL` or `XML_CSS`, an external style sheet is referenced by a processing instruction of the form:

```
<?xml-stylesheet href="pszRef" type="text/xsl"?>
```

or

```
<?xml-stylesheet href="pszRef" type="text/css"?>
```
- If the value for `pszStyleSheetName` includes the output directory, the `href` only consists of the file name since the XML output resides in the same directory as the style sheet file.
- If the value for `pszStyleSheetName` points to a directory other than the output directory, the `href` consists of the full path and file name.
- Style sheet information cannot be written to an external XSL file. XML Export can only reference an existing XSL style sheet.
- When `XML_CSS` is specified, a CSS file can be created based on `pszStyleSheetName`.
- If the name of the CSS is not specified by using this function, a CSS style file is created with an automatically-generated file name.
- If this function is used to specify the name of the style file, that file is referenced in the processing instruction.
 - If the CSS file does not exist in the specified location, it is created.
 - If it exists, but is empty, CSS styles are written to it.
 - If the CSS file exists and is not empty, the file is not altered. There is no attempt made to validate the file.
- If there are multiple calls made to `fpConvertStream()` or `KVXMLConvertFile()`, and the name of the style sheet has been set with `KVXMLSetStyleSheet`, the file name can be disabled by calling `KVXMLSetStyleSheet` again with the `pszStyleSheetName` and `pszRef` set to `NULL`. The file name can then be set to a different value by calling `KVXMLSetStyleSheet` with the new file name prior to the next call to `fpConvertStream()` or `KVXMLConvertFile()`.

- This function runs in-process or out of process. See [Convert Files Out of Process, on page 28](#).
- When converting out of process, this function must be called after the call to `KVXMLStartOOPSession()` and before the call to `KVXMLEndOOPSession()`. See [KVXMLStartOOPSession\(\), below](#) and [KVXMLEndOOPSession\(\), on page 171](#).

KVXMLStartOOPSession()

This function performs the following:

- Initializes the out-of-process session.
- Specifies the input stream or file.
- Sets conversion options in the `KVXMLTemplate`, `KVXMLOptions`, and `KVXMLTOCOptions` data structures.
- Creates a Servant process.
- Establishes a communication channel between the application thread and the Servant.
- Sends the data to the Servant.

Syntax

```
BOOL pascal KVXMLStartOOPSession(  
    void                *pContext,  
    KVInputStream       *pInputStream,  
    char                *pFileName,  
    KVXMLTemplate       *pTemplates,  
    KVXMLOptions        *pOptions,  
    KVXMLTOCOptions     *pTOCCreateOptions  
    DWORD               *pPID,  
    KVErrCode          *pError  
    DWORD               dwOptions,  
    void                *pReserved1,  
    void                *pReserved2 );
```

Arguments

| | |
|---------------------------|---|
| <code>pContext</code> | A pointer returned from fplnit() or fplnitWithLicenseData() . |
| <code>pInputStream</code> | A pointer to the developer-assigned instance of <code>KVInputStream</code> . The <code>KVInputStream</code> structure defines the input stream containing the source for the conversion. If <code>pInput</code> is defined, <code>pFileName</code> must be NULL. The input data can be defined as a data stream or file, but not both. |

| | |
|--------------------------------|---|
| <code>pFileName</code> | <p>A pointer to the file to be converted. The file must exist on the same file system as the Servant.</p> <p>If <code>pFileName</code> is defined, <code>pInput</code> must be NULL. The input data can be defined as a data stream or file, but not both.</p> |
| <code>pTemplatesEx</code> | <p>A pointer to the <code>KVXMLTemplate</code> data structure. It defines the overall structure of the output. Individual elements within the structure define the markup written at specific points in the output stream. See KVXMLTemplate, on page 211.</p> <p>If this pointer is NULL, the default values for the structure are used.</p> |
| <code>pOptionsEx</code> | <p>A pointer to the <code>KVXMLOptions</code> data structure. It defines the options that control the markup written in response to the general style and attributes (font, color, and so on) of the document. See KVXMLOptions, on page 202.</p> <p>If this pointer is NULL, the default values for the structure are used.</p> |
| <code>pTOCCreateOptions</code> | <p>A pointer to the <code>KVXMLTOCOptions</code> data structure. It specifies whether a heading is included in the table of contents. See KVXMLTOCOptions, on page 214.</p> <p>If this pointer is NULL, the default values for the structure are used.</p> |
| <code>pPID</code> | <p>The address of a <code>DWORD</code> into which the Servant process ID is returned.</p> |
| <code>pError</code> | <p>A pointer to an error code defined in <code>KVErrorCode</code> in <code>kverrorcodes.h</code>.</p> |
| <code>dwOptions</code> | <p>Reserved for future use.</p> |
| <code>pReserved1</code> | <p>Reserved for future use.</p> |
| <code>pReserved2</code> | <p>Reserved for future use.</p> |

Returns

- If the call is successful, the return value is `TRUE`.
- If the call is unsuccessful, the return value is `FALSE`.

Discussion

- After the out-of-process session is started successfully, all conversion functions can be called. The data is then processed on the Servant until the session is terminated by a call to [KVXMLEndOOPSession\(\), on page 171](#).
- All functions that can run out of process must be called within the out-of-process session, that is, after the call to `KVXMLStartOOPSession()`, and before the call to `KVXMLEndOOPSession()`.
- The `KVXMLConvertFile()`, and `fpGetSummary()` functions can be called only once in a single out-of-process session.

- Because the KVXMLTemplate, KVXMLOptions, and KVXMLTOCOptions data structures are passed by this function, the same pointers in the call to KVXMLConvertFile() are ignored.

Example

The following sample code is from the cnv2xmlloop sample program:

```

/* declare OOP startsession function pointer */
BOOL (pascal *fpKVXMLStartOOPSession)( void *,
    KVInputStream *,
    char *,
    KVXMLTemplate *,
    KVXMLOptions *,
    KVXMLTOCOptions *,
    DWORD *,
    KVErrCode *,
    DWORD ,
    void *,
    void * );

/* assign OOP startsession function pointer */
fpKVXMLStartOOPSession = (BOOL (pascal *) ( void *,
    KVInputStream *,
    char *,
    KVXMLTemplate *,
    KVXMLOptions *,
    KVXMLTOCOptions *,
    DWORD *,
    KVErrCode *,
    DWORD ,
    void *,
    void * ))mpGetProcAddress(hKVXML,
"KVXMLStartOOPSession");
if(!fpKVXMLStartOOPSession)
{
    printf("Error assigning KVXMLStartOOPSession() pointer\n");
    (*KVXMLInt.fpFileToInputStreamFree)(pKVXML, &Input);
    (*KVXMLInt.fpFileToOutputStreamFree)(pKVXML, &Output);
    mpFreeLibrary(hKVXML);
    return 7;
}
/*****START OOP SESSION *****/
if(!(*fpKVXMLStartOOPSession)(pKVXML,
    &Input,
    NULL,
    &XMLTemplates, /* Markup and related variables */
    &XMLOptions, /* Options */
    NULL, /* TOC options */
    &oopServantPID,
    &error,

```

```
        0,  
        NULL,  
        NULL))  
{  
    printf("Error calling fpKVXMLStartOOPSession \n");  
    (*KVXMLInt.fpFileToInputStreamFree)(pKVXML, &Input);  
    (*KVXMLInt.fpFileToOutputStreamFree)(pKVXML, &Output);  
    (*KVXMLInt.fpShutDown)(pKVXML);  
    mpFreeLibrary(hKVXML);  
    return 9;  
}
```

Chapter 9: XML Export API Callback Functions

This section describes the XML Export API callback functions.

- [Introduction](#)179
- [Continue\(\)](#) 179
- [GetAnchor\(\)](#) 180
- [GetAuxOutput\(\)](#) 182
- [UserCB\(\)](#) 183

Introduction

The `fpConvertStream()` and `KVXMLConvertFile()` functions enable you to specify a callback function. A callback function controls the conversion while it is in progress. For example, you can specify a callback function to report progress during the conversion.

To use the API callback functions, declare one or more instances of the `KVXMLCallbacks` structure. Each member of this instance can then be initialized by assigning a function pointer to the application-defined callback functions, cast to the appropriate function prototype. Each instance of `KVXMLCallbacks` can define unique callback functions. Alternatively, the functions can be common to all instances of `KVXMLCallbacks`; these functions take appropriate action, depending on the value of the pointer `pCallingContext`.

The second parameter (`pCallingContext`) of the call to `fpConvertStream()` and `KVXMLConvertFile()` provides a void pointer used to identify the context of this call. If more than one call to `fpConvertStream()` or `KVXMLConvertFile()` is made within a single application, any resulting callbacks are identified by the first parameter of the callback function. This enables the callback function to take any appropriate action, depending on which calling context is returned.

The seventh parameter (`pCallbacks`) of the call to `fpConvertStream()` and `KVXMLConvertFile()` must be set to the address of the `KVXMLCallbacks` structure to be used for this call.

For sample code, see the sample program `xmlcallback.c`. It creates an XML stream and demonstrates the use of the callback functions.

Continue()

When `fpConvertStream()` or `KVXMLConvertFile()` is called, control is not returned to the application until the entire document is processed. This callback function provides a means of monitoring progress and terminating the conversion process before the conversion is completed.

Syntax

```
BOOL (pascal *Continue) (  
    void *pCallingContext,  
    int nPercentComplete);
```

Arguments

| | |
|-------------------------------|--|
| <code>pCallingContext</code> | A pointer passed back to the caller-provided callback functions. This pointer, which can be NULL, is specified as the second parameter of the call to <code>fpConvertStream()</code> and <code>KVXMLConvertFile()</code> . |
| <code>nPercentComplete</code> | The approximate percentage of the current conversion that is completed. You can monitor the progress of the conversion by checking this value, which indicates the percentage of blocks that have been processed. |

Returns

- To continue the conversion, return TRUE.
- To terminate the conversion process without completing the conversion, return FALSE.

Discussion

- There is a callback to this function for every entry that appears in the generated table of contents.
- The application is free to execute any required code in the callback function, with the exception of `fpShutDown()`.

GetAnchor()

This function should provide the anchor name used for external graphics referenced with `<a xmlns:xlink= xlink href=>` tags, heading-level table of contents entries, and external files (such as CSS files and revision summary files).

The anchor name you provide is passed into [GetAuxOutput\(\), on page 182](#) to identify the output stream if defined, otherwise it is used as the auxiliary file name.

Syntax

```
BOOL (pascal *GetAnchor) (  
    void *pCallingContext,  
    KVXMLAnchorType eAnchorType,
```

```
char          *pszAnchor,  
int           cbAnchorMax,  
BYTE         *pcHTML,  
UINT         cbHTML);
```

Arguments

| | |
|------------------------------|---|
| <code>pCallingContext</code> | A pointer that gets passed back to the caller-provided callback functions. This pointer, which can be NULL, is specified as the second parameter of the call to <code>fpConvertStream()</code> . |
| <code>eAnchorType</code> | The anchor type for the output stream. It must be one of the enumerated types defined in <code>KVXMLAnchorType</code> . |
| <code>pszAnchor</code> | A pointer to the memory that you should write the new anchor to. |
| <code>cbAnchorMax</code> | The maximum number of bytes to place in <code>pszAnchor</code> . |
| <code>pcHTML</code> | KeyView will have set this to either NULL or a pointer to one of the following: <ul style="list-style-type: none">• markup defining the contents of a table of contents entry• the external graphic file name• the external file name |
| <code>cbHTML</code> | The number of valid bytes in <code>pcHTML</code> . |

Returns

- To continue the conversion, return TRUE.
- To terminate the conversion process without completing the conversion, return FALSE.

Discussion

- If this callback is NULL, default anchor names are generated. The generated names are unique across the document.
- This function is called once per block, block chunk, graphic anchor, or extra file. Any required code can be executed here as long as a unique value for `pszAnchor` is assigned. If this string is not unique, an existing file might be overwritten, producing undesirable results. The callback function should contain the functionality to verify whether files already exist.
- This function can call the [fpGetAnchor\(\), on page 148](#) interface function, which returns the default anchor generated by Export. For example, to specify only graphic anchor names, provide an anchor when `eAnchorType` is `VectorPictureAnchor` or `RasterPictureAnchor`. For all other anchor types, call `fpGetAnchor()` with the same parameters you were passed.

- pszAnchor must be assigned. It can be derived from the cbAnchorMax, pcHTML, and cbHTML values, which are also provided.
- pcHTML can be null if the graphic is an internal part of the document.

GetAuxOutput()

This callback function enables the calling application to specify an auxiliary output stream for a block or graphic.

Syntax

```
BOOL (pascal *GetAuxOutput) (  
    void                *pCallingContext,  
    KVXMLAnchorType    eAnchorType,  
    char                *pszAnchor,  
    KVOutputStream     *pNewOutput);
```

Arguments

| | |
|-----------------|--|
| pCallingContext | A pointer passed back to the caller-provided callback functions. This pointer, which can be NULL, is specified as the second parameter of the call to fpConvertStream(). |
| eAnchorType | A graphic or block anchor as defined by the enumerated types in KVXMLAnchorType. |
| pszAnchor | KeyView will have set this to the anchor associated with this stream. pszAnchor is based on the call to GetAnchor(). |
| pNewOutput | A pointer to a KVOutputStream structure that can be used to write data to the current block. |

Returns

- To continue the conversion, return TRUE.
- To terminate the conversion process without completing the conversion, return FALSE.

Discussion

- If GetAuxOutput() is NULL, the pszDefaultOutputDirectory member of the instance of KVXMLOptions is used as the base storage location for auxiliary output files. If

pszDefaultOutputDirectory is also NULL, auxiliary files are placed in the current working directory.

- This function must fill out the provided stream function by setting an appropriate function for each member. Memory allocated to the I/O structure must be tracked and freed within the call to Close().

UserCBO

This callback function is triggered by including the \$USERCB token in a member of KVXMLTemplate. For example, placing "\$USERCB=my_callback " in pszFirstH1Start results in a callback at the point when pszFirstH1Start is processed. The user callback function is identified by the text assigned to \$USERCB, which in this example is my_callback. This identifier is passed to the argument pszUserCBid.

Syntax

```
BOOL (pascal *UserCB) (  
    void          *pCallingContext,  
    char          *pszUserCBid,  
    KVOutputStream *pNewOutput  
    void          *pReserved);
```

Arguments

| | |
|-----------------|---|
| pCallingContext | A pointer that gets passed back to the caller-provided callback function. This pointer, which can be NULL, is specified as the second parameter of the call to fpConvertStream(). |
| pszUserCBid | A pointer to a string that identifies the source of the callback. The identifier must be delimited by a trailing white space. For example, "my_callback ". |
| pNewOutput | A pointer to a KVOutputStream structure that can be used to write data to the current block. |
| pReserved | Reserved for future use. |

Returns

- To continue the conversion, return TRUE.
- To terminate the conversion process without completing the conversion, return FALSE.

Chapter 10: XML Export API Structures

This section provides information on the structures used by the XML Export API. These structures are defined in `kvxml.h`, `kvtypes.h`, and `adinfo.h`.

- [ADDOCINFO](#) 185
- [KVInputStream](#) 186
- [KVMemoryStream](#) 187
- [KVOutputStream](#) 187
- [KVRMSCredentials](#) 188
- [KVSTR](#) 189
- [KVStreamInfo](#) 189
- [KVStructHead](#) 190
- [KVStyle](#) 191
- [KVSumInfoElemEx](#) 192
- [KVSummaryInfoEx](#) 193
- [KVXConfigInfo](#) 193
- [KVXMLCallbacks](#) 195
- [KVXMLHeadingInfo](#) 196
- [KVXMLImageInfo](#) 198
- [KVXMLInterface](#) 198
- [KVXMLInterfaceEx](#) 200
- [KVXMLOptions](#) 202
- [KVXMLTemplate](#) 211
- [KVXMLTOCOptions](#) 214

ADDOCINFO

This structure provides the format, file class, and version number of the source document. It is defined in `adinfo.h`, and is initialized by calling the `fpGetStreamInfo()` function. See [fpGetStreamInfo\(\)](#), on page 153.

```
typedef struct
{
    ENdocClass      eClass;
    ENdocFmt       eFormat;
    long           lVersion;
    unsigned long   ulAttributes;
}
ADDOCINFO, *ADDOCINFOPTR;
```

Member Descriptions

| | |
|--------------|--|
| eClass | The file class of the source document (for example, spreadsheet, word processor, or encapsulation format) as defined by the <code>ENdocClass</code> enumerated type in <code>adinfo.h</code> . |
| eFormat | The major format of the source document (such as Microsoft Word or Corel Presentation) as defined by the <code>ENdocFmt</code> enumerated type in <code>adinfo.h</code> . |
| lVersion | The version number of the file format. The number is multiplied by 1000. For example, 1.02 is represented by 1020. |
| ulAttributes | Other attributes of the document as defined by the ENDocAttributes , on page 217 enumerated type in <code>adinfo.h</code> . |

Discussion

When format detection is enhanced in future releases, new format IDs might be added to the `ENdocFmt` enumerated type. When you use this type, your code should ensure binary compatibility with future releases. For example, if you use an array to access format information based on a format ID, your code should check that the format ID is less than `Max_Fmt` before accessing the data. This ensures that new format codes are detected when you add KeyView binary files from new releases to your existing installation.

KVInputStream

This structure defines an input stream for the XML conversion. The structure is defined in `kvstream.h`.

```
typedef struct tag_InputStream
{
    void *pInputStreamPrivateData;
    long lcbFilesize;
    BOOL (pascal *fpOpen) (struct tag_InputStream *);
    UINT (pascal *fpRead) (struct tag_InputStream *, BYTE *, UINT);
    BOOL (pascal *fpSeek) (struct tag_InputStream *, long, int);
    long (pascal *fpTell) (struct tag_InputStream *);
    BOOL (pascal *fpClose)(struct tag_InputStream *);
}
KVInputStream;
```

Member Descriptions

All member functions are equivalent to their counterparts in the ANSI standard library, except `fpOpen()`, which returns `FALSE` on failure. On `fpOpen()`, if the size of the stream is known, assign that value to `lcbFilesize`. Otherwise, set `lcbFilesize` to `0`.

KVMemoryStream

DEPRECATED: The KVMemoryStream structure and all uses of it are deprecated in KeyView 12.10.0 and later. KeyView does not guarantee to make all memory allocations through this structure, and it might be removed entirely in future.

This structure defines an optional memory allocator to be used by XML Export. It is initialized by calling [fpInit\(\)](#) or [fpInitWithLicenseData\(\)](#).

```
typedef struct tag_MemoryStream
{
    void *pMemoryStreamPrivateData;
    void * (pascal *fpMalloc)(struct tag_MemoryStream*,size_t);
    void (pascal *fpFree) (struct tag_MemoryStream*, void *);
    void * (pascal *fpRealloc)(struct tag_MemoryStream*,void *, size_t);
    void * (pascal *fpCalloc)(struct tag_MemoryStream*, size_t, size_t);
}
KVMemoryStream;
```

Member Descriptions

All member functions are equivalent to their counterparts in the ANSI standard library.

Discussion

- [fpRealloc\(\)](#) must handle a NULL pointer.
- If KVMemoryStream is not provided, the default C run-time memory allocation is used.

KVOutputStream

This structure defines an output stream for the XML conversion. The structure is defined in [kvstream.h](#).

```
typedef struct tag_OutputStream
{
    void *pOutputStreamPrivateData;
    BOOL (pascal *fpCreate)(struct tag_OutputStream *,TCHAR *);
    UINT (pascal *fpWrite) (struct tag_OutputStream *, BYTE *, UINT);
    BOOL (pascal *fpSeek) (struct tag_OutputStream *, long, int);
    long (pascal *fpTell) (struct tag_OutputStream *);
    BOOL (pascal *fpClose) (struct tag_OutputStream *);
}
KVOutputStream;
```

Member Descriptions

All member functions are equivalent to their counterparts in the ANSI standard library.

KVRMSCredentials

This structure defines each element of the RMS credentials. This structure is defined in `kvdecryptionsettings.h`.

```
typedef struct _KVRMSCredentials
{
    KVStructHeader;

    const char* tenantID;
    const char* clientID;
    const char* clientSecret;
}
KVRMSCredentials;
```

Member Descriptions

| | |
|-----------------------------|---|
| <code>KVStructHeader</code> | The KeyView version of the structure. See KVStructHead, on page 190 . |
| <code>tenantID</code> | The tenant ID of the domain. |
| <code>clientID</code> | The client ID of the application. |
| <code>clientSecret</code> | The client secret for the application. |

For KeyView to access the protected contents of Microsoft Azure Rights Management System (RMS) protected files, your end-user application must be registered on the relevant Azure domain. For more information about how to register an app, refer to the Microsoft documentation: <https://docs.microsoft.com/en-us/azure/active-directory/develop/quickstart-register-app>.

After you register an application, you can find the client and tenant IDs in the Azure Portal, in the Overview section. You can find the client secret in the Certificates & Secrets section.

CAUTION: This information is linked to the domain itself, rather than to a specific user. Providing this information allows KeyView to access the contents of all files protected by this domain. Therefore you must handle these three pieces of information securely.

KVSTR

This structure is used to identify string types (string text and byte count) for the first three members of `KVStyle`. See [KVStyle](#), on page 191.

```
typedef struct tag_KVSTR
{
    char    *pcString;
    int     cbString;
}
KVSTR;
```

Member Descriptions

- `pcString` A text string.
- `cbString` The length of `pcString`, excluding the terminating NULL(s). This allows UNICODE or double bytes to be employed.

KVStreamInfo

This structure defines a document's character set and format. It is initialized by calling `fpGetStreamInfo()`. See [fpGetStreamInfo\(\)](#), on page 153.

```
typedef struct tag_KVStreamInfo
{
    KVCharSet    charset;
    ADDOCINFO    adInfo;
}
KVStreamInfo;
```

Member Descriptions

- `charset` The character set of the source document, if that information is ascertainable. The available character sets are enumerated in `KVCharSet` in `kvcharset.h`. See [Convert Character Sets](#), on page 69.
- `adInfo` The file class, major format, and version of the source document. A pointer to the `ADDOCINFO` structure. The structure of `ADDOCINFO` is defined in `adinfo.h`. See [ADDOCINFO](#), on page 185.
- `adInfo.eClass` represents the class of the source document, as defined by the `ENdocClass` enumerated type.
 - `adInfo.eFormat` represents the format of the source document, as defined by

ENdocFmt enumerated type.

- `adInfo.lVersion` represents the version number of the file format. The number is multiplied by 1000. For example, 1.02 is represented by 1020.
- `adInfo.ulAttributes` represents other attributes of the document as defined by the `ENdocAttributes` enumerated type.

Discussion

When format detection is enhanced in future releases, new format IDs might be added to the `ENdocFmt` enumerated type. When you use this type, your code should ensure binary compatibility with future releases. For example, if you use an array to access format information based on a format ID, your code should check the format ID is less than `Max_Fmt` before accessing the data. This ensures that new format codes are detected when you add KeyView binary files from new releases to your existing installation.

KVStructHead

This structure contains the current KeyView version number and is the first member of other structures. It enables Micro Focus to modify the structures in future releases, but to maintain backward compatibility. Before initializing a structure that contains the `KVStructHead` structure, use the macro `KVStructInit` to initialize it as illustrated in the example below. You do not need to set any of the members of `KVStructHead` because this is handled by `KVStructInit`. The structure and macro are defined in `kvstructhead.h`.

```
typedef struct _KVStructHead
{
    WORD    version;
    WORD    size;
    DWORD  reserved;
    void    *internal;
} KVStructHeadRec, *KVStructHead;
```

Member Descriptions

| | |
|-----------------------|--|
| <code>version</code> | The current KeyView version number. This is a symbolic constant (<code>KeyviewVersion</code>) defined in <code>kvtypes.h</code> . This constant is updated for each KeyView release. |
| <code>size</code> | The size of the <code>KVStructHeadRec</code> structure. |
| <code>reserved</code> | Reserved for internal use. |
| <code>internal</code> | Reserved for internal use. |

Example

```
KVOpenFileArgRec openArg;  
KVStructInit(&openArg);
```

KVStyle

This structure defines the style mapping support for KVSTR-defined styles. The first three members of KVStyle are KVSTR structures (see [KVSTR, on page 189](#)). Each KVSTR structure contains the text string and byte count for StyleName, MarkupStart, and MarkupEnd. The structure is initialized by calling the function `fpSetStyleMapping()`.

See [fpSetStyleMapping\(\), on page 159](#) and [Map Styles, on page 73](#).

XML Export supports both paragraph styles and character styles. It works on the assumption that each style has a unique name. Only one paragraph style can be active at one time; therefore, the opening of a new paragraph style automatically closes the previous paragraph style. By contrast, several character styles can be active at once. When XML Export receives an `EndCharStyle` token from the format parser, the most recent character style is terminated.

```
typedef struct tag_KVStyles  
{  
    KVSTR    StyleName;  
    KVSTR    MarkupStart;  
    KVSTR    MarkupEnd;  
    DWORD    dwFlags;  
}  
KVStyle;
```

Member Descriptions

| | |
|-------------|---|
| StyleName | The name of the word processing style (for example, "Heading 1") to which style mapping applies. A pointer to the KVSTR structure. See KVSTR, on page 189 . Style names are case sensitive. |
| MarkupStart | The markup added to the beginning of a paragraph or character style. A pointer to the KVSTR structure. See KVSTR, on page 189 . |
| MarkupEnd | The markup added to the end of a paragraph or character style. A pointer to the KVSTR structure. See KVSTR, on page 189 . |
| dwFlags | Instructions on how to process the content associated with a paragraph or character style. The flag can be one of the types defined in <code>kvtypes.h</code> . They are described in Flags for Defining Styles, on page 75 . The value associated with each flag is a hexadecimal number. You can set an option by either entering the converted decimal value, or by entering the flag's |

| | |
|--|---|
| | text (for example, KVSTYLE_PRE). The value of Flags in the template files is passed to this member of KVStyle. |
|--|---|

Discussion

- This structure applies to word processing documents only.
- By default, XML Export maps the heading style "Heading 1" to <h1></h1>, and so on, for heading levels 1 through 6. If you use style mappings, the default mapping is overridden. Therefore, you must supply markup for *all* heading levels.
- When the user-defined markup in KVStyle conflicts with other markup generated by XML Export, the user-defined markup takes precedence.

KVSumInfoElemEx

This structure defines the individual metadata elements.

```
typedef struct tag_KVSumInfoElemEx
{
    int             isValid;
    KVSumInfoType  type;
    void           *data;
    char           *pcType;
}
KVSumInfoElemEx;
```

Member Descriptions

| | |
|---------|---|
| isValid | Specifies whether the data value is present in the document. The setting 1 specifies that the value is valid and exists. |
| type | The data type of the metadata element. The types are defined in the KVSumInfoType structure in kvtypes.h. See KVSumInfoType, on page 231 . |
| data | The content of the metadata field. If the type member is KV_Int4 or KV_Boolean, this member contains the actual value. Otherwise, this member is a pointer to the actual value. KV_DateTime and KV_IEEE8 point to an 8-byte value. KV_String and KV_Unicode point to the beginning of the string that contains the text. |
| pcType | A pointer to the name of the metadata field. |

KVSummaryInfoEx

This structure provides a count of the number of metadata elements, and a pointer to the first element of the array of individual elements. The structure is initialized by calling the `fpGetSummaryInfo()` function. See [fpGetSummaryInfo\(\), on page 154](#).

```
typedef struct tag_KVSummaryInfoEx
{
    int          nElem;
    KVSumInfoElemEx *pElem;
}
KVSummaryInfoEx;
```

Member Descriptions

- `nElem` The number of metadata elements contained in the array. `nElem` can be zero. This indicates that the document did not contain metadata, such as an ASCII text document.
- `pElem` Points to the first element of the array of document metadata elements defined by the `KVSumInfoElemEx` structure. See [KVSumInfoElemEx, on the previous page](#).

KVXConfigInfo

This structure defines an XML document type and the element extraction settings for that type. The settings can be applied based on the file format ID, or the file's root element. This structure is in `kvtypes.h` and is initialized by calling the `KVHTMLConfig()` function. See [Convert XML Files, on page 89](#).

```
typedef struct TAG_KVXConfigInfo
{
    ENdocFmt     eKVFormat;
    char*        pszRoot;
    char*        pszInMeta;
    char*        pszExMeta;
    char*        pszInContent;
    char*        pszExContent;
    char*        pszInAttribute;
}KVXConfigInfo;
```

Member Descriptions

- `eKVFormat` The format ID as detected by the KeyView detection module. This determines the file type to which these extraction settings apply. The format ID is defined by the `ENdocFmt` enumerated type in `adinfo.h`. See [File Format Detection, on](#)

[page 372](#) for more information on format ID values.

If you are adding configuration settings for a custom XML document type, this is not defined.

| | |
|----------------|--|
| pszRoot | <p>The file's root element. When the format ID is not defined, the root element is used to determine the file type to which these settings apply.</p> <p>To further qualify the element, specify its namespace. See Specify an Element's Namespace and Attribute, on page 92.</p> |
| pszInMeta | <p>The elements extracted from the file as metadata. All other elements are extracted as text. Multiple entries must be separated by commas.</p> <p>To further qualify the element, specify its namespace, its attributes, or both. See Specify an Element's Namespace and Attribute, on page 92.</p> |
| pszExMeta | <p>The child elements in the included metadata elements that are not extracted from the file as metadata. For example, the default extraction settings for the Visio XML format extract the DocumentProperties element as metadata. This element includes child elements such as Title, Subject, Author, Description, and so on. However, the child element PreviewPicture is defined in pszExMeta because it is binary data and should not be extracted.</p> <p>You cannot exclude any metadata elements from the output for StarOffice files. All metadata is extracted regardless of this setting.</p> <p>To further qualify the element, specify its namespace, its attributes, or both. See Specify an Element's Namespace and Attribute, on page 92.</p> |
| pszInContent | <p>The elements extracted from the file as content text. An asterisk (*) extracts all elements including child elements.</p> <p>To further qualify the element, specify its namespace, its attributes, or both. See Specify an Element's Namespace and Attribute, on page 92.</p> |
| pszExContent | <p>The child elements in the included content elements that are not extracted from the file as content text.</p> <p>To further qualify the element, specify its namespace, its attributes, or both. See Specify an Element's Namespace and Attribute, on page 92.</p> |
| pszInAttribute | <p>The attribute values extracted from the file. If attributes are not defined, attribute values are not extracted. The namespace (if used), element name, and attribute name must be defined in the following format:</p> <p><i>namespace:elementname@attributename</i></p> <p>For example:</p> <p>microfocus:division@name</p> |

KVXMLCallbacks

This structure provides all callbacks that can result from a call to `fpConvertStream()` or `KVXMLConvertFile()`. See [fpConvertStream\(\), on page 141](#) and [KVXMLConvertFile\(\), on page 169](#). Any and all of the function pointers can be NULL.

```
typedef BOOL (pascal *KVXMLCB_CONTINUE)(
    void                *pCallingContext,
    int                 nPercentDone);
typedef BOOL (pascal *KVXMLCB_GETANCHOR)(
    void                *pCallingContext,
    KVXMLAnchorType    eAnchorType,
    char                *pszAnchor,
    Int                 cbAnchorMax,
    BYTE                *pcHTML,
    UINT                cbHTML);
typedef BOOL (pascal *KVXMLCB_GETAUXOUTPUT)(
    void                *pCallingContext,
    KVXMLAnchorType    eAnchorType,
    char                *pszAnchor,
    KVOutputStream     *pNewOutput);
typedef BOOL (pascal *KVXMLCB_USERCB) (
    void                *pCallingContext,
    char                *psUserCBid,
    KVOutputStream     *pOutput,
    void                *pReserved);
typedef struct tag_KVXMLCallbacks
{
    KVXMLCB_CONTINUE    fpContinue;
    KVXMLCB_GETANCHOR  fpGetAnchor;
    KVXMLCB_GETAUXOUTPUT fpGetAuxOutput;
    KVXMLCB_USERCB     fpUserCB;
}
KVXMLCallbacks;
```

Member Descriptions

- The members of this structure are function pointers to the functions described in [XML Export API Callback Functions, on page 179](#).
- If `fpGetAuxOutput()` is NULL, the `pszDefaultOutputDirectory` member of the instance of `KVXMLOptions` is used as the base storage location for auxiliary output files. If `pszDefaultOutputDirectory` is also NULL, auxiliary files are placed in the current working directory. See [KVXMLOptions, on page 202](#).

KVXMLHeadingInfo

This structure defines how XML Export creates heading information based on the source document's content and attributes. Source text is converted to a heading and included in the table of contents if

- it meets **all** the criteria defined by this structure, and
- you set the `headingCreateType` member of `KVXMLTOCOptions` to allow automatic heading generation.

XML Export evaluates the text against each member in the order in which the members appear below.

See [KVXMLTOCOptions, on page 214](#) for more information on automatic generation of headings.

```
typedef struct tag_KVXMLHeadingInfo
{
    int     minParaLen;
    int     maxParaLen;
    int     fontSizeMin;
    int     fontSizeMax;
    BOOL    bMustBeBold;
    BOOL    bMustBeItalic;
    BOOL    bMustBeUnderlined;
    BOOL    bNonZeroIndent;
    BOOL    bNoTabs;
    BOOL    bNoMultiSpaces;
    int     nSpaceBefore;
    int     nSpaceAfter;
}
KVXMLHeadingInfo;
```

Member Descriptions

| | |
|--------------------------|---|
| <code>minParaLen</code> | <p>The minimum number of characters that a paragraph in the source document can contain for the text to meet the criteria for heading conversion.</p> <p>This option applies to word processing documents only.</p> <p>The default is 3 for heading levels 1 to 3.</p> |
| <code>maxParaLen</code> | <p>The maximum number of characters that a paragraph in the source document can contain for the text to meet the criteria for heading conversion.</p> <p>This option applies to word processing documents only.</p> <p>The default is 80 for heading levels 1 to 3.</p> |
| <code>fontSizeMin</code> | <p>The minimum font size of text in the source document for the text to meet the criteria for heading conversion.</p> |

| | |
|-------------------|---|
| | The default is 14 for heading level 1, and 12 for heading levels 2 and 3. |
| fontSizeMax | The maximum font size of text in the source document for the text to meet the criteria for heading conversion. The default is 20 for heading level 1, and 14 for heading levels 2 and 3. |
| bMustBeBold | If you set <code>bMustBeBold</code> to TRUE , the text in the source document must be bold to meet the criteria for heading conversion. The default is TRUE for heading levels 1 and 2, and FALSE for heading level 3. |
| bMustBeItalic | If you set <code>bMustBeItalic</code> to TRUE , the text in the source document must be italic to meet the criteria for heading conversion. The default is FALSE . |
| bMustBeUnderlined | If you set <code>bMustBeUnderlined</code> to TRUE , the text in the source document must be underlined to meet the criteria for heading conversion. The default is FALSE . |
| bNonZeroIndent | If you set <code>bNonZeroIndent</code> to TRUE , the text in the source document must be indented to meet the criteria for heading conversion. If you set <code>bNonZeroIndent</code> to FALSE , the text must be aligned left. The default is FALSE . |
| bNoTabs | If you set <code>bNoTabs</code> to TRUE , the text in the source document must <i>not</i> contain tabs to meet the criteria for heading conversion. The default is FALSE . |
| bNoMultiSpaces | If you set <code>bNoMultiSpaces</code> to TRUE , the text in the source document must <i>not</i> contain two or more contiguous white spaces to meet the criteria for heading conversion. The default is FALSE . |
| nSpaceBefore | The amount of space in TWIPS (20th of a point) that must come before a paragraph in the source document for the text to meet the criteria for heading conversion. If -1 is used, the amount of space before the paragraph is not considered in the heading generation. The default is 0. |
| nSpaceAfter | The amount of space in TWIPS (20th of a point) that must follow a paragraph in the source document for the text to meet the criteria for heading conversion. If -1 is used, the amount of space after the paragraph is not considered in the heading generation. The default is 0. |

KVXMLImageInfo

This structure contains the dimensions of an image in pixels. It is defined in `kvxml.h`. You must initialize it by calling `KVStructInit()` before you obtain image dimensions by using the `fpGetOutputImageInfo()` function.

```
typedef struct tag_KVXMLImageInfo{
    KVStructHeader;
    int nWidth;
    int nHeight;
}
KVXMLImageInfo;
```

Member Descriptions

| | |
|-----------------------------|---|
| <code>KVStructHeader</code> | The KeyView version of the structure. See KVStructHead , on page 190. |
| <code>nWidth</code> | The image width in pixels. |
| <code>nHeight</code> | The image height in pixels. |

KVXMLInterface

The members of this structure are pointers to the API functions described in [XML Export API Functions](#), on page 137.

NOTE: This structure has been superseded by [KVXMLInterfaceEx](#); `KVXMLInterfaceEx` should be used instead of `KVXMLInterface`.

```
typedef void* (pascal *KVXML_INIT) (
    KVMemoryStream    *pMemAllocator,
    char               *pszKeyViewDir,
    char               *pszDataFile,
    KVErrorCode        *pError,
    DWORD              dword);
typedef void (pascal *KVXML_SHUTDOWN)(void*);
typedef BOOL (pascal *KVXML_CONVERT_STREAM) (
    void *pContext,
    void                *pCallingContext,
    KVInputStream        *pInput,
    KVOutputStream       *pOutput,
    KVXMLTemplate        *pTemplates,
    KVXMLOptions         *pOptions,
    KVXMLTOCOptions      *pTOCCreateOptions,
    KVXMLCallbacks       *pCallbacks,
    BOOL                 bIndex,
```

```
    KVErrorCode      *pError);
typedef char** (pascal *KVXML_GET_FILE_LIST)(
    void            *pContext,
    int             *pnSize );
typedef BOOL (pascal *KVXML_GET_STREAM_INFO)(
    void            *pContext,
    KVInputStream   *pInput,
    KVStreamInfo    *pStreamInfo );
typedef BOOL (pascal *KVXML_GET_ANCHOR) (
    void            *pCallingContext,
    KVXMLAnchorType eAnchorType,
    char            *pszAnchor,
    int             cbAnchorMax,
    BYTE            *pHTML,
    UINT            cbHTML);
typedef BOOL (pascal *KVXML_INPUTSTREAM_CREATE) (
    void            *pContext,
    char            *pszFileName,
    KVInputStream   *pInput);
typedef BOOL (pascal *KVXML_INPUTSTREAM_FREE) (
    void            *pContext,
    KVInputStream   *pInput);
typedef BOOL (pascal *KVXML_OUTPUTSTREAM_CREATE) (
    void            *pContext,
    char            *pszFileName,
    KVOutputStream  *pOutput );
typedef BOOL (pascal *KVXML_OUTPUTSTREAM_FREE)(
    void            *pContext,
    KVOutputStream  *pOutput );
typedef KVLanguageID (pascal *KVXML_LANGUAGE_ID)(void *pContext);
typedef BOOL (pascal *KVXML_GET_SUMMARY_INFO)(
    void            *pContext,
    KVInputStream   *pInput,
    KVSummaryInfoEx *pSummary,
    BOOL            bFree );
typedef BOOL (pascal *KVXML_SET_STYLE_MAPPING) (
    void            *pContext,
    KVStyle         *pStyles,
    int             iStyles,
    BOOL            bCopy);
typedef BOOL (pascal *KVXML_VALIDATE_TEMPLATE)(
    void *pContext,
    KVOutputStream  *pOutput,
    KVXMLTemplate   *pTemplate,
    KVXMLOptions    *pOptions,
    KVXMLTOCOptions *pTOCOptions,
    KVXMLCallbacks  *pCallBalls,
    KVMemoryStream  *pMemStream)
typedef struct tag_KVXMLInterface
```

```
{
    KVXML_INIT                fpInit;
    KVXML_SHUTDOWN            fpShutDown;
    KVXML_CONVERT_STREAM      fpConvertStream;
    KVXML_GET_FILE_LIST       fpGetConvertFileList;
    KVXML_GET_STREAM_INFO     fpGetStreamInfo;
    KVXML_GET_ANCHOR          fpGetAnchor;
    KVXML_INPUTSTREAM_CREATE  fpFileToInputStreamCreate;
    KVXML_INPUTSTREAM_FREE    fpFileToInputStreamFree;
    KVXML_OUTPUTSTREAM_CREATE fpFileToOutputStreamCreate;
    KVXML_OUTPUTSTREAM_FREE   fpFileToOutputStreamFree;
    KVXML_GET_SUMMARY_INFO    fpGetSummaryInfo;
    KVXML_SET_STYLE_MAPPING    fpSetStyleMapping;
    KVXML_VALIDATE_TEMPLATE    fpValidateTemplate;
}

    KVXMLInterface;
```

Member Descriptions

The members of this structure are function pointers to the functions described in [XML Export API Functions, on page 137](#).

KVXML_VALIDATE_TEMPLATE is currently not implemented.

KVXMLInterfaceEx

The members of this structure are pointers to the API functions described in [XML Export API Functions, on page 137](#).

This structure supersedes KVXMLInterface. KVXMLInterfaceEx should be used instead of KVXMLInterface.

Compared to KVXMLInterface, KVXMLInterfaceEx adds two functions for checking error codes, and allows for binary compatible extensibility in future releases.

```
typedef void* (pascal *KVXML_INIT) (
    KVMemoryStream *pMemAllocator,
    char *pszKeyViewDir,
    char *pszDataFile,
    KVErrCode *,
    DWORD dWord);
typedef void (pascal *KVXML_SHUTDOWN)(void*);
typedef BOOL (pascal *KVXML_CONVERT_STREAM) (
    void *pContext,
    void *pCallingContext,
    KVInputStream *pInput,
    KVOutputStream *pOutput,
```



```
        KVXMLTemplate *pTemplates,  
        KVXMLOptions *pOptions,  
        KVXMLTOCOptions *pTOCCreateOptions,  
        KVXMLCallbacks *pCallbacks,  
        BOOL bIndex,  
        KVErrorCode *pError);  
typedef char** (pascal *KVXML_GET_FILE_LIST)(  
    void *pContext,  
    int *pnSize );  
typedef BOOL (pascal *KVXML_GET_STREAM_INFO)(  
    void *pContext,  
    KVInputStream *pInput,  
    KVStreamInfo *pStreamInfo );  
typedef BOOL (pascal *KVXML_GET_ANCHOR) (   
    void *pCallingContext,  
    KVXMLAnchorType eAnchorType,  
    char *pszAnchor,  
    int cbAnchorMax,  
    BYTE *pcHTML,  
    UINT cbHTML);  
typedef BOOL (pascal *KVXML_INPUTSTREAM_CREATE) (   
    void *pContext,  
    char *pszFileName,  
    KVInputStream *pInput);  
typedef BOOL (pascal *KVXML_INPUTSTREAM_FREE) (   
    void *pContext,  
    KVInputStream *pInput);  
typedef BOOL (pascal *KVXML_OUTPUTSTREAM_CREATE) (   
    void *pContext,  
    char *pszFileName,  
    KVOutputStream *pOutput );  
typedef BOOL (pascal *KVXML_OUTPUTSTREAM_FREE)(  
    void *pContext,  
    KVOutputStream *pOutput );  
typedef KVLanguageID (pascal *KVXML_LANGUAGE_ID)(void *pContext);  
typedef BOOL (pascal *KVXML_GET_SUMMARY_INFO)(  
    void *pContext,  
    KVInputStream *pInput,  
    KVSummaryInfoEx *pSummary,  
    BOOL bFree );  
typedef BOOL (pascal *KVXML_SET_STYLE_MAPPING) (   
    void *pContext,  
    KVStyle *pStyles,  
    int iStyles,  
    BOOL bCopy);  
typedef BOOL (pascal *KVXML_VALIDATE_TEMPLATE)(  
    void *pContext,  
    KVOutputStream *pOutput,  
    KVXMLTemplate *pTemplate,
```

```
        KVXMLOptions *pOptions,  
        KVXMLTOCOptions *pTOCOptions,  
        KVXMLCallbacks *pCallBalls,  
        KVMemoryStream *pMemStream);  
typedef KVErrorCode(pascal *KVXML_GET_KV_ERROR_CODE) (void *);  
typedef KVErrorCodeEx(pascal *KVXML_GET_KV_ERROR_CODE_EX) (void *);  
  
typedef struct tag_KVXMLInterfaceEx  
{  
    KVStructHeader;  
    KVXML_INITEX fpInit;  
    KVXML_SHUTDOWN fpShutDown;  
    KVXML_CONVERT_STREAMEX fpConvertStream;  
    KVXML_GET_FILE_LIST fpGetConvertFileList;  
    KVXML_GET_STREAM_INFO fpGetStreamInfo;  
    KVXML_GET_ANCHOREX fpGetAnchor;  
    KVXML_INPUTSTREAM_CREATE fpFileToInputStreamCreate;  
    KVXML_INPUTSTREAM_FREE fpFileToInputStreamFree;  
    KVXML_OUTPUTSTREAM_CREATE fpFileToOutputStreamCreate;  
    KVXML_OUTPUTSTREAM_FREE fpFileToOutputStreamFree;  
    KVXML_GET_SUMMARY_INFO fpGetSummaryInfo;  
    KVXML_SET_STYLE_MAPPING fpSetStyleMapping;  
    KVXML_VALIDATE_TEMPLATE fpValidateTemplate;  
    KVXML_GET_KV_ERROR_CODE fpGetKvErrorCode;  
    KVXML_GET_KV_ERROR_CODE_EX fpGetKvErrorCodeEx;  
}  
KVXMLInterfaceEx;
```

KVXMLOptions

This structure defines the options that control the XML markup written in response to the general style and attributes (font, color, and so on) of the document. The structure is initialized by calling the `fpConvertStream()` or `KVXMLConvertFile()` function. See [fpConvertStream\(\), on page 141](#) or [KVXMLConvertFile\(\), on page 169](#).

```
typedef struct tag_KVXMLOptions  
{  
    BOOL                bUseVerityDTD;  
    char                *pszVerityDTDPath;  
    KVXMLStyleSheetType eStyleSheetType  
    BOOL                bUseExistingStyleSheet;  
    char                *pszStyleSheet;  
    BOOL                bIndexOnly;  
    KVCharSet           eOutputCharSet;  
    BOOL                bForceOutputCharSet;  
    KVCharSet           eSrcCharSet;  
    BOOL                bForceSrcCharSet;
```

```

    KVLanguageID          eOutputLanguageID;
    BOOL                  bUseDocumentColors;
    BOOL                  bUseDocumentFontInfo;
    BOOL                  bNbspEmptyCells;
    ENSATableBorder      eSATableBorder;
    int                   nTableBorderWidth;
    char                  *pszBaseURL;
    char                  *pszMainURL;
    char                  *pszDefaultOutputDirectory;
    char                  *pszPicPath;
    char                  *pszPicURL;
    char                  *pszJavaURL;
    BOOL                  bRemoveFileNameSpaces;
    BOOL                  bRasterizeFiles
    KVXMLGraphicType     eOutputRasterGraphicType;
    KVXMLGraphicType     eOutputVectorGraphicType;
    int                   cxVectorToRasterXRes;
    int                   cyVectorToRasterYRes;
    int                   nCompressionQuality;
    BOOL                  bGenerateURLs;
    long                  lcbMaxMemUsage;
    BYTE                  cReplaceChar;
    BYTE                  cRedact;
    KVXMLEmptyParaType   eEmptyParaType;
    KVXMLHardPageBreakType eHardPageBreakType;
    BOOL                  bSupportColumnHeadings;
    BOOL                  bSupportRowHeadings;
    BOOL                  bSupportCellSpan;
    BOOL                  bSupportRowSpan;
    BOOL                  bSupportColumnWidth;
    BOOL                  bRemoveEmptyColumns;
    BOOL                  bRemoveEmptyRows;
    BOOL                  bEnableEmptyRows;
    int                   nRowsBeforeSplit;
}
KVXMLOptions;

```

Member Descriptions

bUseVerityDTD Set **bUseVerityDTD** to **TRUE** to generate XML based on the Verity DTD. For more information, see [Use the KeyView Document Type Definition \(DTD\), on page 41](#). This generates a valid XML document suitable as a general interchange format. If you set **bUseVerityDTD** to **FALSE**, the XML is based on the source document's paragraph structure.

The default is **TRUE**.

| | |
|-------------------------------------|---|
| <code>pszVerityDTDPath</code> | <p>If you move the Verity DTD from the default tempout directory to another output directory, set the string value of <code>pszVerityDTDPath</code> to the new location. This path is added to the document type declaration in the XML file.</p> <p>The default is no path, that is, the DTD is assumed to be in the same directory as the generated XML files.</p> |
| <code>eStyleSheetType</code> | <p>One of the enumerated options for processing style sheet information. The options are defined in <code>KVXMLStyleSheetType</code> in <code>kvxml.h</code>. See KVXMLStyleSheetType, on page 224.</p> <ul style="list-style-type: none">• <code>STYLESHEET_DISABLED</code>—Disables style sheet formatting. This is the default option.• <code>XML_CSS</code>—Enables Cascading Style Sheet (CSS) formatting, and outputs the generated formatting data in an external CSS file referenced in the XML output as a tag.• <code>XML_XSL</code>—Enables Extensible Style Sheet Language (XSL) formatting, and uses an external XSL file referenced in a <code><?xml-stylesheet...?></code> processing instruction. |
| <code>bUseExistingStyleSheet</code> | <p>Set <code>bUseExistingStyleSheet</code> to <code>TRUE</code> to apply an existing XSL style sheet or a CSS file to an XML document. The style sheet file name is inserted into the type declaration at the beginning of the XML file. The location of the external style sheet file is set by <code>pszStyleSheet</code>. If <code>pszStyleSheet</code> is not specified and the style sheet type is XSL, a default XSL style sheet appropriate for the source document type is used. The default XSL style sheets are:</p> <ul style="list-style-type: none">• <code>wp.xsl</code> (for word processing documents)• <code>ss.xsl</code> (for spreadsheets)• <code>pg.xsl</code> (for presentations) <p>If <code>pszStyleSheet</code> is not specified and the style sheet type is CSS, a CSS file is created.</p> <p>Existing style sheets are not validated.</p> <p>The default is <code>FALSE</code>.</p> |
| <code>pszStyleSheet</code> | <p>The path and file name of an external style sheet.</p> <p>The default is no path.</p> |
| <code>bIndexOnly</code> | <p>Set <code>bIndexOnly</code> to <code>TRUE</code> to generate output with minimal markup (ID and style paragraph attributes) and without images. Because the generated output is minimized to textual content, it is suitable for an indexing engine. If you set <code>bIndexOnly</code> to <code>FALSE</code>, embedded images in a document are regenerated as separate files and stored in the output directory.</p> <p>The template file named <code>xml_index.ini</code> demonstrates the effect of setting <code>bIndexOnly</code>.</p> |

To generate output with verbose markup and without images, set the `nType` argument of the `KVXMLConfig()` function to `KVCFG_SUPPRESSIMAGES`. See [KVXMLConfig\(\), on page 161](#).

The default is `FALSE`.

`eOutputCharSet`

The character set to use for textual output. To ensure that the character set defined here is used, you must set `bForceOutputCharSet` to `TRUE`. The available character sets are enumerated in `KVCharSet` in `kvcharset.h`. See [Convert Character Sets, on page 69](#).

[Document Readers, on page 308](#) lists the file formats for which character set information can be determined.

The default is `KVCS_UNKNOWN`.

`bForceOutputCharSet`

Set `bForceOutputCharSet` to `TRUE` to use the output character set specified in `eOutputCharSet`. See [Convert Character Sets, on page 69](#).

Forcing a character set to `KVCS_UNKNOWN` is always ignored.

The default is `FALSE`.

`eSrcCharSet`

This option specifies the character set of the document. To ensure that the character set defined here is used, you must set `bForceSrcCharSet` to `TRUE`. The available character sets are enumerated in `KVCharSet` in `kvcharset.h`. See [Convert Character Sets, on page 69](#). [Document Readers, on page 308](#) lists the file formats for which character set information can be determined.

The default is `KVCS_UNKNOWN`.

`bForceSrcCharSet`

Set `bForceSrcCharSet` to `TRUE` to use the source character set specified in `eSrcCharSet`, regardless of the internal document information. See [Convert Character Sets, on page 69](#).

Forcing a character set to `KVCS_UNKNOWN` is always ignored.

The default is `FALSE`.

`eOutputLanguageID`

The language for the textual output of language-specific data such as time and date. `eOutputLanguageID` must be in the system locale. If `eOutputLanguageID` is invalid or not supplied, the system default is used. Language IDs are defined in `KVLanguageID` in `kvtypes.h`.

The default is `Language_UNKNOWN`.

`bUseDocumentColors`

Set `bUseDocumentColors` to `TRUE` to retain the color attributes information contained in the source document. If you set `bUseDocumentColors` to `FALSE`, no color attributes appear in the `` tags of the output.

The default is `FALSE`.

| | |
|--|---|
| <code>bUseDocumentFontInfo</code> | <p>Set <code>bUseDocumentFontInfo</code> to TRUE to retain the font information contained in the source document. If you set <code>bUseDocumentFontInfo</code> to FALSE, no font information appears in the <code></code> tags in the output.</p> <p>The default is FALSE.</p> |
| <code>bNbspEmptyCells</code> | <p>Set <code>bNbspEmptyCells</code> to TRUE to include a non-breaking space (<code><td>&nbsp;</td></code>) in the markup for empty table cells in the source document. If you set <code>bNbspEmptyCells</code> to FALSE, <code><td></td></code> is generated for empty table cells.</p> <p>This option applies to word processing documents and spreadsheets only.</p> <p>The default is TRUE.</p> |
| <code>eSATableBorder</code> | <p>This option specifies whether table borders are based on the setting in the source document, are always on, or are always off. The options are enumerated in <code>ENSATableBorder</code> in <code>kvtypes.h</code>. See ENSATableBorder, on page 218.</p> <p>This option applies to word processing documents only.</p> <p>The default is <code>SA_BaseOnDocument</code>.</p> |
| <code>nTableBorderWidth</code> | <p>This option sets the width of the table border in pixels.</p> <p>This option applies to word processing documents only.</p> <p>The default is 1.</p> |
| <code>pszBaseURL</code> | <p>The base URL that replaces the <code>\$BASE</code> token in the XML output.</p> <p>The default is <code>NULL</code>.</p> |
| <code>pszMainURL</code> | <p>The main URL that replaces the <code>\$MAIN</code> token in the XML output.</p> <p>The default is <code>NULL</code>.</p> |
| <code>pszDefaultOutputDirectory</code> | <p>The default output directory for auxiliary files created during the conversion.</p> <p>The default is <code>NULL</code>, and the files are placed in the directory in which your application is running.</p> |
| <code>pszPicPath</code> | <p>The output directory for graphic files created during the conversion. If specified, this member can also be used by the callback functions <code>KVXMLGetAnchor</code> and <code>KVXMLGetAuxOutput</code>.</p> <p>This option applies to word processing documents only.</p> <p>The default is <code>NULL</code>, and the files are placed in the directory in which your application is running.</p> |
| <code>pszPicURL</code> | <p>The URL of the graphic files created from embedded graphics in the source document. To specify a complete image source, this element must be combined with <code>pszAnchor</code> of the <code>fpGetAnchor</code> callback function. See GetAnchor(), on page 180.</p> |

For example, setting `pszPicURL` to `../cgi-bin/` and setting `pszAnchor` to `pic.jpg` results in the following markup:

```
<a xmlns:xlink= xlink href="../cgi-bin/pic.jpg">
```

This option applies to word processing documents only.

The default is `NULL`.

`pszJavaURL`

The URL where the Java rasterizer (`kvvector.jar`) is located.

The Java rasterizer is not currently enabled.

The default is `NULL`.

`bRemoveFileNameSpaces`

Set `bRemoveFileNameSpaces` to `TRUE` to remove spaces from generated output file names.

The default is `FALSE`.

`bRasterizeFiles`

Set `bRasterizeFiles` to `TRUE` to rasterize slides from presentations into single images. Set `bRasterizeFiles` to `FALSE` to only extract text from presentation files. When you set this member to `FALSE`, graphics do not appear in the output.

The default is `FALSE`.

NOTE: When `bRasterizeFiles` is `FALSE`, the export process uses the ordering in the file to produce the output, which does not necessarily match the logical reading order for the presentation. To use a logical reading order instead, you can set the `LogicalOrder` parameter in the [Options] section of `formats_e.ini`. See [Convert Presentation Files, on page 88](#).

`eOutputRasterGraphicType`

The output format of rasterized embedded graphics. The options are enumerated in `KVXMLGraphicType` in `kvxml.h`. See [KVXMLGraphicType, on page 226](#). For more information on displaying vector graphics on UNIX or Linux, see [Display Vector Graphics on UNIX and Linux, on page 77](#).

`eOutputVectorGraphicType`

The output format of vector graphics. The options are enumerated in `KVXMLGraphicType` in `kvxml.h`. See [KVXMLGraphicType, on page 226](#). For more information on converting vector graphics on UNIX or Linux, see [Display Vector Graphics on UNIX and Linux, on page 77](#).

`cxVectorToRasterXRes`

Specifies the horizontal resolution when converting presentation files and vector graphics. This is set in conjunction with `cyVectorToRasterYRes`. For more information, see [Set the Resolution of Presentations and Vector Graphics, on page 210](#).

The default value is 0, which means the original resolution is retained.

`cyVectorToRasterYRes`

Specifies the vertical resolution when converting presentation files and vector graphics. This is set in conjunction with

| | |
|----------------------------------|--|
| | <p><code>cxVectorToRasterXRes</code>. For more information, see Set the Resolution of Presentations and Vector Graphics, on page 210.</p> <p>The default value is 0, which means the original resolution is retained.</p> |
| <code>nCompressionQuality</code> | <p>This option controls the output quality of graphics that support compression quality (for example, JPEG). A value of 0 means default quality (85 compression); 1 is the lowest quality (highest compression and therefore the smallest file size); 100 is the highest quality (no compression and therefore the largest file size).</p> <p>This option applies to word processing documents only.</p> <p>The default is 0.</p> |
| <code>bGenerateURLs</code> | <p>Set <code>bGenerateURLs</code> to TRUE to add anchor tags (<code><a xmlns:xlink=xlink href=> </code>) to text starting with "www", "http:" or "file:".</p> <p>This option applies to word processing documents only.</p> <p>The default is FALSE.</p> |
| <code>lcbMaxMemUsage</code> | <p>The maximum memory allocated dynamically for token buffers during file processing. If this maximum is reached, Export performs a swap-to-disk operation internally, and then reuses the memory blocks. Export maintains an internal minimum memory size.</p> <p>This option applies to word processing or text documents only.</p> <p>The default is <code>LONG_MAX</code>. The unit is in bytes.</p> |
| <code>cReplaceChar</code> | <p>The character used when a character in the source document's character set cannot be mapped to the output character set.</p> <p>The default replacement character is a question mark (?).</p> |
| <code>cRedact</code> | <p>The character that replaces tagged text that has been designated, through style mapping, to be omitted from the output. This functionality is useful when you need to hide confidential or sensitive information.</p> <p>The specified character is used for all text that has been mapped to a style processed with the <code>KVSTYLE_REDACT</code> flag (defined in <code>kvtypes.h</code>). See Map Styles, on page 73.</p> <p>This option applies to word processing documents only.</p> <p>The default replacement character is "X".</p> |
| <code>eEmptyParaType</code> | <p>This option determines if paragraphs without content generate markup or ID attributes in the output file. There are three options enumerated in <code>KVXMLEmptyParaType</code> in <code>kvxm1.h</code>. See KVXMLEmptyParaType, on page 228.</p> |

| | |
|-------------------------------------|---|
| | <p>This option applies to word processing documents only.</p> <p>The default is <code>KVEPT_SUPPRESS</code>.</p> |
| <code>eHardPageBreakType</code> | <p>This option determines if hard page breaks generate markup or ID attributes in the output file. There are four options enumerated in <code>KVXMLEmptyParaType</code> in <code>kvxml.h</code>. See KVXMLHardPageBreakType, on page 229.</p> <p>This option applies to word processing documents only.</p> <p>The default is <code>KVHPBT_SUPPRESS</code>.</p> |
| <code>bSupportColumnHeadings</code> | <p>Set <code>bSupportColumnHeadings</code> to TRUE to include column headings from the source spreadsheet in the output.</p> <p>This option applies to spreadsheets only.</p> <p>The default is <code>FALSE</code>.</p> |
| <code>bSupportRowHeadings</code> | <p>Set <code>bSupportRowHeadings</code> to TRUE to include row headings from the source spreadsheet in the output.</p> <p>This option applies to spreadsheets only.</p> <p>The default is <code>FALSE</code>.</p> |
| <code>bSupportCellSpan</code> | <p>Set <code>bSupportCellSpan</code> to TRUE to include <code>colspan="n"</code> markup in the output.</p> <p>This option applies to spreadsheets only.</p> <p>The default value is <code>FALSE</code>.</p> |
| <code>bSupportRowSpan</code> | <p>Set <code>bSupportRowSpan</code> to TRUE to include row span data from the source spreadsheet in the output.</p> <p>This option applies to spreadsheets only.</p> <p>The default value is <code>FALSE</code>. Currently not supported.</p> |
| <code>bSupportColumnWidth</code> | <p>Set <code>bSupportColumnWidth</code> to TRUE to include column width data from the source spreadsheet in the output.</p> <p>This option applies to spreadsheets only.</p> <p>The default value is <code>FALSE</code>.</p> |
| <code>bRemoveEmptyColumns</code> | <p>Set <code>bRemoveEmptyColumns</code> to TRUE to remove spreadsheet columns that do not contain data and to disable cell merging.</p> <p>This option applies to spreadsheets only.</p> <p>The default is <code>FALSE</code>.</p> |
| <code>bRemoveEmptyRows</code> | <p>Set <code>bRemoveEmptyRows</code> to TRUE to remove spreadsheet rows that do not contain data or color, and to disable cell merging.</p> <p>This option applies to spreadsheets only.</p> <p>The default is <code>FALSE</code>.</p> |

| | |
|-------------------------------|---|
| <code>bEnableEmptyRows</code> | <p>Set <code>bEnableEmptyRows</code> to TRUE to display empty rows in a spreadsheet format. If you set <code>bEnableEmptyRows</code> to FALSE, empty rows are not displayed. This applies only to 20 or more consecutive empty rows.</p> <p>This option applies to spreadsheets only.</p> <p>The default is FALSE.</p> |
| <code>nRowsBeforeSplit</code> | <p>The approximate number of spreadsheet rows to be processed before splitting a table. This helps to prevent large spreadsheet tables from occurring in a single document, which can cause speed and processing problems for the browser.</p> <p>This option applies to spreadsheets only.</p> <p>The default is 0.</p> |

Discussion

A pointer to this structure is passed as an argument to `fpConvertStream()` and `KVXMLConvertFile()`. If the pointer to the structure is not `NULL`, the values of the members specified in the structure are used. If the pointer to the structure is `NULL`, the default values are used.

Set the Resolution of Presentations and Vector Graphics

The members `cxVectorToRasterXRes` and `cyVectorToRasterYRes` are set in conjunction to specify the resolution (width and height) at which presentation files and vector graphics are converted.

You can specify the resolution as an absolute size in pixels, or as a proportion of the original size.

`KeyView` always maintains the aspect ratio of the original graphic and does not increase the resolution. If you set values that would enlarge a graphic, `KeyView` only changes the size of the XML element.

To set the resolution in pixels

To specify the resolution in pixels, specify the width (`cxVectorToRasterXRes`) and/or height (`cyVectorToRasterYRes`).

To export the largest image that fits within a bounding box, without changing the original aspect ratio, set both the width and height. For example, to export the largest image that fits in an 800x500 bounding box:

```
cxVectorToRasterXRes=800  
cyVextorToRasterYRes=500
```

Alternatively you can fix one of the dimensions. Set one value and set the other to zero. For example, to export images with a height of 1500 pixels and whatever width is necessary to maintain the original aspect ratio:

```
cxVectorToRasterXRes=0  
cyVextorToRasterYRes=1500
```

The maximum size permitted for either dimension is 4000 pixels.

To set the resolution proportionally

To set the resolution proportionally, set `cxVectorToRasterXRes` to a negative value. A negative value represents a percentage of the original resolution. Set `cyVectorToRasterYRes` to 0 (zero). Negative (percentage) values for `cyVectorToRasterYRes` are ignored.

The following example exports a graphic at 50 percent of its original resolution:

```
cxVectorToRasterXRes=-50  
cyVectorToRasterYRes=0
```

KVXMLTemplate

This structure defines the overall framework of the XML output. Members in this structure define the XML markup written at specific points in the output stream. The pointers contain XML markup that might include embedded KeyView-defined tokens. The XML markup contained in these strings should be well-formed. For the generated document to be valid, the markup must conform to the Verity DTD. The structure is initialized by calling the `fpConvertStream()` or `KVXMLConvertFile()` function. See [fpConvertStream\(\), on page 141](#) or [KVXMLConvertFile\(\), on page 169](#).

```
typedef struct tag_KVXMLTemplate  
{  
    char    *pszMainTop;  
    char    *pszMainBottom;  
    char    *pszFirstH1Start;  
    char    *pszFirstH1End;  
    char    *pszMiddleH1Start;  
    char    *pszMiddleH1End;  
    char    *pszLastH1Start;  
    char    *pszLastH1End;  
    char    *pszH[2..6]XML;  
    char    *pszTOCH[1..6]Start;  
    char    *pszTOC_H[1..6];  
    char    *pszTOCH[1..6]End;  
    char    *pszXFile;  
    char    *pszXStartBlock;  
    char    *pszXEndBlock;  
    char    *pszStartBlock;  
    char    *pszEndBlock;  
    BOOL    bPutBlocksInSeparateFiles;  
    BOOL    bHardPageMakesNewBlock  
    long    lcbBlockSize;  
    char    *pszChunkTemplate;  
    char    *pszUserSummary;  
    char    *pszTOCH[1..6]LeafNode;  
}  
KVXMLTemplate;
```

Member Descriptions

| | |
|--------------------|--|
| pszMainTop | The markup and tokens inserted at the beginning of the main XML file. Most of the sample template files feature <MetaData> tags with tokens that store the metadata of the input document. This member does not include the processing instructions or document type declarations that appears at the beginning of an XML document. The document type declaration <?xml version= ...> is automatically generated by XML Export. If you are using style sheets or the Verity DTD, the <?xml stylesheet= ...> and <!DOCTYPE ...> processing instructions are also automatically generated by XML Export. |
| pszMainBottom | The markup and tokens inserted at the end of the main XML file. |
| pszFirstH1Start | The markup and tokens inserted at the beginning of the first created H1 XML block (that is, the block associated with the first H1 table of contents entry). |
| pszFirstH1End | The markup and tokens inserted at the end of the first created H1 XML block (that is, the block associated with the first H1 table of contents entry). |
| pszMiddleH1Start | The markup and tokens inserted at the beginning of those H1 XML blocks that are neither the first nor the last H1 blocks created (that is, blocks associated with all but the first and last H1 table of contents entries). |
| pszMiddleH1End | The markup and tokens inserted at the end of those H1 XML blocks that are neither the first nor the last H1 blocks created (that is, blocks associated with all but the first and last H1 table of contents entries). |
| pszLastH1Start | The markup and tokens inserted at the beginning of the last created H1 XML block (that is, the block associated with the last H1 table of contents entry). |
| pszLastH1End | The markup and tokens inserted at the end of the last created H1 XML block (that is, the block associated with the last H1 table of contents entry). |
| pszH[2..6]XML | The markup and tokens inserted in an XML block for heading levels 2 through 6. |
| pszTOCH[1..6]Start | The markup and tokens inserted at the beginning of a table of contents block for heading levels 1 through 6 entries. For example: <code><ol list-style-type="upper-roman"></code> |
| pszTOC_H[1..6] | The markup and tokens required to process the table of contents entries for heading levels 1 through 6. For example: <code><a xmlns:xlink="http://www.w3.org/TR/xlink" xlink href= "#\$ANCHOR"> \$TOCTE</code> |

If the table of contents heading contains special characters, such as an ampersand (&) or parentheses, you must use the \$TOCPE token in the pszTOC_H[1..6] markup. This token retains character entities and prevents validity errors. See [Export Tokens, on page 369](#) for more information on table of contents tokens.

| | |
|---------------------------|---|
| pszTOCH[1..6]End | The markup and tokens inserted at the end of a table of contents block for heading levels 1 through 6 entries. For example: |
| pszXFile | The markup and tokens generated and placed in an extra XML file. This file holds content from the source document. To process this file, you would use the \$XANCHOR token. See Export Tokens, on page 369 for more information on Export tokens. |
| pszXStartBlock | The markup and tokens inserted at the beginning of each XML block generated by the \$XANCHOR token. If either this member or pszXEndBlock is defined, both pszStartBlock and pszEndBlock are ignored. See Export Tokens, on page 369 for more information on Export tokens. |
| pszXEndBlock | The markup and tokens to include in the output at the end of each XML block generated by the \$XANCHOR token. If either this member or pszXStartBlock is defined, both pszStartBlock and pszEndBlock are ignored. See Export Tokens, on page 369 for more information on Export tokens. |
| pszStartBlock | The markup and tokens inserted at the beginning of each block created as a result of lcbBlockSize or bHardPageMakesNewBlock. |
| pszEndBlock | The markup and tokens inserted at the end of each block created as a result of lcbBlockSize or bHardPageMakesNewBlock. |
| bPutBlocksInSeparateFiles | Set bPutBlocksInSeparateFiles to TRUE to create a separate XML file for each heading level 1 block. Each new block uses the markup defined in pszStartBlock and pszEndBlock. If you set bPutBlocksInSeparateFiles to FALSE , each heading level 1 block is placed sequentially in the same file, after the initial markup is written. |
| bHardPageMakesNewBlock | Set bHardPageMakesNewBlock to TRUE to have hard page breaks in the source document generate new XML files during the conversion process. The member pszchunktemplate provides the appropriate table of contents entry for the new block. This option applies to word processing documents and spreadsheets only. |
| lcbBlockSize | The maximum size (in bytes) of heading level 1 XML output files. This number is used as a guideline and can be exceeded to break content at a logical location. This setting is not used when |

| | |
|------------------------------------|--|
| | exporting spreadsheets. |
| | Setting <code>lcbBlockSize</code> to <code>0</code> indicates that there is no maximum size. |
| <code>pszChunkTemplate</code> | If an H1 XML block is subdivided into separate files as a result of the size limitations specified in <code>lcbBlockSize</code> , this member provides a template for creating a table of contents entry for the new file. The block number can be made a part of this template by inserting the <code>\$SPLITBLOCKNUMBER</code> token. For example: Page <code>\$SPLITBLOCKNUMBER</code> |
| <code>pszUserSummary</code> | The markup and tokens generated when the <code>\$USERSUMMARY</code> or <code>\$SUMMARY</code> tokens are used. For example: <MetaData name="\$NAME" content="\$CONTENT"/> |
| <code>pszTOCH[1..6]LeafNode</code> | The markup that replaces <code>pszTOC_H[1..6]</code> entries for leaf nodes in the table of contents. A leaf node is a node that has no children. |

Discussion

A pointer to this structure is passed as an argument to `fpConvertStream()` and `KVXMLConvertFile()`. If the pointer to the structure is not `NULL`, the values of the members specified in the structure are used. If the pointer to the structure is `NULL`, the default values are used.

KVXMLTOCOptions

This structure defines whether a heading is included in the table of contents. Source text is converted to a heading in the XML output if

- it meets **all** the criteria defined by the members of `KVXMLHeadingInfo`, and
- the `headingCreateType` member of `KVXMLTOCOptions` is set to allow automatic heading generation.

The structure is initialized by calling the `fpConvertStream()` or `KVXMLConvertFile()` function. See [fpConvertStream\(\), on page 141](#) or [KVXMLConvertFile\(\), on page 169](#).

See [KVXMLOptions, on page 202](#) for more information on the criteria used to determine whether a heading is included in the table of contents.

```
typedef struct tag_KVXMLTOCOptions
{
    BOOL                bAllowHeadingsInTables;
    KVHeadingCreateOptions headingCreateType;
    KVXMLHeadingInfo    *pH1;
    KVXMLHeadingInfo    *pH2;
    KVXMLHeadingInfo    *pH3;
    KVXMLHeadingInfo    *pH4;
}
```

```
        KVXMLHeadingInfo    *pH5;  
        KVXMLHeadingInfo    *pH6;  
    }  
KVXMLTOCOptions;
```

Member Descriptions

| | |
|-------------------------------------|---|
| <code>bAllowHeadingsInTables</code> | <p>This option determines whether the text in tables is considered for automatic heading generation. If you set <code>bAllowHeadingsInTables</code> to TRUE, the text in tables is included in the determination of headings and table of contents entries.</p> <p>This option applies to word processing documents and spreadsheets only.</p> <p>The default is FALSE.</p> |
| <code>headingCreateType</code> | <p>This option determines how XML Export subdivides the source document into table of contents entries. You can set this option to one of the two options enumerated in <code>KVHeadingCreateOptions</code> in <code>kvxml.h</code>. See KVHeadingCreateOptions, on page 227.</p> <p>The determination of table of contents entries is based on whether the source document contains <i>heading styles</i> or whether <i>text attributes</i> conform to the criteria defined in the <code>KVXMLHeadingInfo</code> structure. See KVXMLHeadingInfo, on page 196.</p> <p>Heading styles are predefined style tags, such as "Heading 1" and "Heading 2" tags in a Microsoft Word document. Text attributes are bold, underlined, italic, and so on.</p> <p>This option applies to word processing documents only.</p> <p>The default is <code>KVCS_DocHeadingsOnly</code>.</p> |
| <code>KVXMLHeadingInfo</code> | <p>A pointer to the <code>KVXMLHeadingInfo</code> structure. See KVXMLHeadingInfo, on page 196.</p> <p>When the table of contents entries are not based on the heading styles of the source document, the table of contents entries are determined by whether text attributes (such as bold, underlined, and italic text) in the source document meet all the criteria defined in <code>KVXMLHeadingInfo</code>.</p> |

Discussion

A pointer to this structure is passed as an argument to `fpConvertStream()` and `KVXMLConvertFile()`. If the pointer to the structure is not `NULL`, the values of the members specified in the structure are used. If the pointer to the structure is `NULL`, the default values are used.

Chapter 11: Enumerated Types

This section provides information on some of the enumerated types used by the XML Export API.

| | |
|--|-----|
| • Introduction | 216 |
| • ENDocAttributes | 217 |
| • ENSATableBorder | 218 |
| • KVCredKeyType | 219 |
| • KVErrorCode | 219 |
| • KVErrorCodeEx | 221 |
| • KVXMLStyleSheetType | 224 |
| • KVXMLAnchorType | 225 |
| • KVXMLGraphicType | 226 |
| • KVHeadingCreateOptions | 227 |
| • KVXMLEmptyParaType | 228 |
| • KVXMLHardPageBreakType | 229 |
| • KVMetadataType | 229 |
| • KVMetaNameType | 231 |
| • KVSumInfoType | 231 |
| • KVSumType | 232 |
| • LPDF_DIRECTION | 236 |

Introduction

The enumerated types are in `adinfo.h`, `kvcharset.h`, `kverrorcodes.h`, `kvtypes.h`, `kvxml.h`, and `kvextract.h`. These header files are in the `include` directory. The first entry in an enumerated type structure should be set to zero (0). Each subsequent entry is increased by 1. For example, the first five entries of `KVCharSet` in `kvcharset.h` are:

```
KVCS_UNKNOWN
KVCS_SJIS
KVCS_GB
KVCS_BIG5
KVCS_KSC
```

They would be set in the following way:

| Enumerated Type | Setting |
|-----------------|---------|
| KVCS_UNKNOWN | 0 |
| KVCS_SJIS | 1 |
| KVCS_GB | 2 |
| KVCS_BIG5 | 3 |
| KVCS_KSC | 4 |

You can also set many enumerated types by entering the appropriate symbolic constant, or TRUE or FALSE.

Programming Guidelines

When KeyView is enhanced in future releases, some enumerated types might be expanded. For example, new format IDs might be added to the ENdocFmt enumerated type, or new error codes might be added to the KVErrorCodeEx enumerated type. When you use these expandable types, your code should ensure binary compatibility with future releases.

For example, if you use an array to access error messages based on an error code, your code should check that the error code is less than KVError_Last before accessing the data. This ensures that new error codes are detected when you add KeyView binary files from new releases to your existing installation.

The following enumerated types are expandable:

KVErrorCodeEx

KVMetadataType

KVCharSet

KVLanguageID

KVSubfileType

ENdocFmt

ENDocAttributes

This enumerated type provides additional information about a file during auto-detection. This enumerated type is defined in `adinfo.h`.

NOTE: The attributes in this enumerated type are set when a particular characteristic is detected. However, if the attribute is not set it does not necessarily mean that the characteristic is not present. For example, KeyView sets `kEncrypted` when it detects encryption on the file, but if it does not detect encryption it does not necessarily mean the file is not encrypted.

Enumerators

| | |
|----------------------------------|---|
| <code>kEncrypted</code> | The file is encrypted. |
| <code>kWindowRMSEncrypted</code> | The file is encrypted with Windows RMS encryption. |
| <code>kBigEndian</code> | Where a format has big and little endian variants, this value indicates that this file is in the big endian variant. |
| <code>kLittleEndian</code> | Where a format has big and little endian variants, this value indicates that this file is in the little endian variant. |
| <code>k32Bit</code> | Where a format has 64- and 32-bit variants, this value indicates that this file is in the 32-bit variant. |
| <code>k64Bit</code> | Where a format has 64- and 32-bit variants, this value indicates that this file is in the 64-bit variant. |

ENSATableBorder

This enumerated type defines the type of border to display around tables. This enumerated type is defined in `kvtypes.h`.

Definition

```
typedef enum tag_ENSATableBorder
{
    SA_BaseOnDocument,
    SA_NoBorder,
    SA_Border
}
ENSATableBorder;
```

Enumerators

| | |
|--------------------------------|---------------------------------------|
| <code>SA_BaseOnDocument</code> | Border type is based on the document. |
| <code>SA_NoBorder</code> | Table borders are always off. |
| <code>SA_Border</code> | Table borders are always on. |

KVCredKeyType

This enumerated type defines the type of credential used to open a protected file. See [KVCredentialComponent](#), on page 122. This enumerated type is defined in `kvextract.h`.

Definition

```
typedef enum tag_KVCredKeyType
{
    KVCredKeyType_UserName,
    KVCredKeyType_UserIdFile,
    KVCredKeyType_Password,
}
KVCredKeyType;
```

Enumerators

| | |
|--------------------------|---|
| KVCredKeyType_UserName | The credential in KVCredentialComponent is a user name. |
| KVCredKeyType_UserIdFile | The credential in KVCredentialComponent is a path to a file that contains user IDs. |
| KVCredKeyType_Password | The credential in KVCredentialComponent is a password. |

KVErrorCode

This enumerated type defines the type of error generated if Export fails. This enumerated type is defined in `kverrorcodes.h`.

Definition

```
typedef enum tag_KVErrorCode
{
    KVERR_Success,                /* 0 Success*/
    KVERR_DLLNotFound,           /* 1 DLL or shared library not found*/
    KVERR_OutOfCore,             /* 2 memory allocation failure*/
    KVERR_processCancelled,      /* 3 fpContinue() returns FALSE*/
    KVERR_badInputStream,        /* 4 Invalid/corrupt input stream*/
    KVERR_badOutputType,         /* 5 Invalid output type requested*/
    KVERR_General,               /* 6 General error... */
    KVERR_FormatNotSupported,    /* 7 Format not supported*/
}
```

```

KVERR_PasswordProtected, /* 8 File is Password Protected*/
KVERR_ADSSNotFound, /* 9 Adobe Document Server not found*/
KVERR_AutoDetFail, /* 10 Autodetect error*/
KVERR_AutoDetNoFormat, /* 11 Unable to detect file format*/
KVERR_ReaderInitError, /* 12 Error initializing the reader*/
KVERR_NoReader, /* 13 No reader available for this format*/
KVERR_CreateOutputFileFailed, /* 14 Unable to create output file*/
KVERR_CreateTempFileFailed, /* 15 Unable to create temp file*/
KVERR_ErrorWritingToOutputFile, /* 16 Error writing to output file*/
KVERR_CreateProcessFailed, /* 17 Error creating a child process*/
KVERR_WaitForChildFailed, /* 18 Wait for child process failed*/
KVERR_ChildTimeOut, /* 19 Child process hung / timed out*/
KVERR_ArchiveFileNotFound, /* 20 Attempt to extract nonexistent file*/
KVERR_ArchiveFatalError /* 21 Fatal error processing archive - should abort*/
}
KVERrCode;
    
```

Enumerators

| | |
|------------------------------|---|
| KVERR_SUCCESS | The function completed successfully. |
| KVERR_DLLNotFound | A DLL or shared library was not found. |
| KVERR_OutOfCore | Memory allocation failure. |
| KVERR_processCancelled | The callback function fpContinue() returns FALSE. |
| KVERR_badInputStream | Invalid or corrupt input stream. |
| KVERR_badOutputType | Invalid output is requested. |
| KVERR_General | General error. |
| KVERR_FormatNotSupported | The file format is not supported. |
| KVERR_PasswordProtected | The file is encrypted or password-protected. KeyView supports only secure PST files. |
| KVERR_ADSSNotFound | Adobe Document Server not found. This error is obsolete. |
| KVERR_AutoDetFail | Autodetect error. |
| KVERR_AutoDetNoFormat | Unable to detect file format. |
| KVERR_ReaderInitError | Error initializing the reader. |
| KVERR_NoReader | No reader is available for this format. |
| KVERR_CreateOutputFileFailed | Unable to create output file. This error is generated if the overwrite flag in KVExtractSubFileArg is FALSE, and a subfile has the same name |

| | |
|------------------------------------|--|
| | as a file in the target path. |
| KVERR_ CreateTempFileFailed | Unable to create temporary file. |
| KVERR_ ErrorWritingToOutputFile | There was an error writing to the output file. |
| KVERR_CreateProcessFailed | There was an error creating a child process. |
| KVERR_WaitForChildFailed | The wait for child process failed. |
| KVERR_ChildTimeOut | The child process hung or timed out. |
| KVERR_ArchiveFileNotFound | Attempt to extract nonexistent file. |
| KVERR_ArchiveFatalError | A fatal error occurred processing an archive file. |

KVErrorCodeEx

This enumerated type defines extended error codes. The type is defined in `kverrorcodes.h`.

Definition

```
typedef enum tag_KVErrorCodeEx
{
    KVErrOr_OpenStreamFailure = KVERR_ArchiveFatalError + 1, /* 22 */
    KVErrOr_InterfaceFunctionNotFound, /* 23 */
    KVErrOr_InputFileNotFound, /* 24 */
    KVErrOr_OpenOutputFileFailed, /* 25 */
    KVErrOr_MemoryLeak, /* 26 */
    KVErrOr_MemoryOverwrite, /* 27 */
    KVErrOr_GPF, /* 28 */
    KVErrOr_OopCore, /* 29 */
    KVErrOr_KVoopLogFailed, /* 30 */
    KVErrOr_OverNestedFileLimit, /* 31 */
    KVErrOr_PSTAccessFailed, /* 32 */
    KVErrOr_PasswordRequired, /* 33 */
    KVErrOr_InvalidArgs, /* 34 */
    KVErrOr_ReaderUsageDenied, /* 35 */
    KVErrOr_OopBadConfig, /* 36 */
    KVErrOr_OopBrokenPipe, /* 37 */
    KVErrOr_OopPipeOEF, /* 38 */
    KVErrOr_IPCTimeOut, /* 39 */
    KVErrOr_InvalidOopDriverSignature, /* 40 */
    KVErrOr_InvalidOopServiceSignature, /* 41 */
    KVErrOr_ZeroFile, /* 42 */

```

```

        KVErr0r_C0mpressi0nN0tSupported,          /* 43 */
        KVErr0r_NoTemplates,                    /* 44 */
        KVErr0r_NoMainTemplate,                /* 45 */
        KVErr0r_InvalidTemplate,              /* 46 */
        KVErr0r_TemplateError,                /* 47 */
        KVErr0r_IsADirectory,                  /* 48 */
        KVErr0r_RMSDecryptionFailed,          /* 49 */
        KVErr0r_InvalidLicense,               /* 50 */
        KVErr0r_Last                           /* 51 */
    }
    KVErr0rCodeEx;
    
```

Enumerators

| | |
|-----------------------------------|--|
| KVErr0r_OpenStreamFailure | Failed to open a stream during out-of-process filtering. This is an extended error for the KVERR_Genera1 code. This enumerator is used by KeyView Filter. |
| KVErr0r_InterfaceFunctionNotFound | An interface function was not found during out-of-process filtering. This is an extended error for the KVERR_Genera1 code. This enumerator is used by KeyView Filter. |
| KVErr0r_InputFileNotFound | Could not find the input file during out-of-process filtering. This is an extended error for the KVERR_Genera1 code. This enumerator is used by KeyView Filter. |
| KVErr0r_OpenOutputFileFailed | Could not open the output file during out-of-process filtering. This is an extended error for the KVERR_Genera1 code. This enumerator is used by KeyView Filter. |
| KVErr0r_MemoryLeak | A memory leak occurred during out-of-process filtering. This is an extended error for the KVERR_Genera1 code. This enumerator is used by KeyView Filter. |
| KVErr0r_MemoryOverwrite | A memory overwrite occurred during out-of-process filtering. This is an extended error for the KVERR_Genera1 code. This enumerator is used by KeyView Filter. |
| KVErr0r_GPF | An exception occurred during out-of-process filtering. This is an extended error for the KVERR_Genera1 code. This enumerator is used by KeyView Filter. |
| KVErr0r_OopCore | A memory dump was generated in a child process during out-of-process filtering. This is an extended error for the KVERR_Genera1 code. This enumerator is used by KeyView Filter. |
| KVErr0r_KV0opLogFailed | The creation of the out-of-process error log failed. This is an extended error for the KVERR_Genera1 code. This enumerator is used by KeyView Filter. |

| | |
|------------------------------|--|
| KVErrors_OverNestedFileLimit | The container file has more than the allowable number of child documents. One or more child documents were not converted. Currently, this enumerator is not used. |
| KVErrors_PSTAccessFailed | <p>The PST file could not be converted. This error might be returned when a call to <code>fpOpenFile()</code> returns NULL for one of the following reasons:</p> <ul style="list-style-type: none"> • A Microsoft Outlook client is not installed. • A Microsoft Outlook client is installed, but is not the default email client. • A Microsoft Outlook client is installed, but is not configured correctly. • The PST file is corrupt. • The PST file is read-only (PST files must allow read and write access). • The MAPI call fails. • The bit editions of Microsoft Outlook do not match the bit editions of the KeyView software. <p>For example, if 32-bit KeyView is used, 32-bit Outlook must be installed. If 64-bit KeyView is used, 64-bit Outlook must be installed.</p> |
| KVErrors_PasswordRequired | To open the file, you must provide credentials. This error might be returned when a call to <code>fpOpenFile()</code> returns NULL. |
| KVErrors_InvalidArgs | The input argument or structure is invalid. This error is generated by the File Extraction APIs. |
| KVErrors_ReaderUsageDenied | <p>The current license key does not enable the document reader required to convert the file. This error might be returned when a call to <code>fpOpenFile()</code> returns NULL.</p> <p>Some document readers are considered advanced features and are licensed separately from the KeyView SDK (for example, the PST and MBX readers). Contact your Micro Focus sales representative to get an updated license key.</p> |
| KVErrors_OopBadConfig | Information in the <code>kvxconfig.ini</code> file is incomplete and cannot be used to filter the XML file. This is used by KeyView Filter. |
| KVErrors_OopBrokenPipe | Data was not transferred between the parent and child processes during out-of-process filtering because either the parent or child failed. This is used by KeyView Filter. |
| KVErrors_OopPipeOEF | Data was not transferred between the parent and child processes during out-of-process filtering because the parent process was shut down. This is used by KeyView Filter. |

| | |
|------------------------------------|--|
| KVError_IPCTimeOut | Either the parent or child process is waiting for a reply or request during out-of-process filtering. This is used by KeyView Filter. |
| KVError_InvalidOopDriverSignature | A client sent a request to an out-of-process server, but the context driver does not exist on the server. This is used by KeyView Filter. |
| KVError_InvalidOopServiceSignature | A client sent a request to a File Extraction service that does not exist. If this error is generated on the call to <code>fpClose()</code> , you can ignore it. This is used by KeyView Filter. |
| KVError_ZeroFile | The input file is empty or zero bytes. |
| KVError_CompressionNotSupported | The file or subfile is compressed with an unsupported compression method. |
| KVError_NoTemplates | |
| KVError_NoMainTemplate | |
| KVError_InvalidTemplate | |
| KVError_TemplateError | |
| KVError_IsADirectory | |
| KVError_RMSDecryptionFailed | KeyView was not able to access the protected contents of an RMS file. |
| KVError_InvalidLicense | The license used to initialize KeyView is not valid for this operation. |
| KVError_Last | |

Discussion

- When error reporting is enhanced in future releases, new error messages might be added to this enumerator type. When you use this type, your code must ensure binary compatibility with future releases. See [Programming Guidelines, on page 217](#).
- If an extended error code is called for a format to which the error does not apply, the `KVError_Last` code is returned.

KVXMLStyleSheetType

This enumerated type defines the options for processing style sheet information. This enumerated type is defined in `kvxml1.h`.

Definition

```
typedef enum tag_KVXMLStyleSheetType{    STYLESHEET_DISABLED = 0,  
    XML_CSS,  
    XML_XSL,  
}  
KVXMLStyleSheetType;
```

Enumerators

- | | |
|---------------------|---|
| STYLESHEET_DISABLED | Disables Cascading Style Sheet (CSS) formatting. |
| XML_CSS | Enables Cascading Style Sheet (CSS) formatting and generates an external file or uses an existing external file which is referenced in a <code><?xml-stylesheet...?></code> processing instruction. |
| XML_XSL | Enables Extensible Style Sheet Language (XSL) formatting and uses an external XSL file which is referenced in a <code><?xml-stylesheet...?></code> processing instruction. |

KVXMLAnchorType

This enumerated type defines the anchor types for the output stream. This enumerated type is defined in `kvxml.h`.

Definition

```
typedef enum tag_KVXMLAnchorType  
{  
    VectorPictureAnchor = 0,  
    RasterPictureAnchor,  
    H1Anchor,  
    H2Anchor,  
    H3Anchor,  
    H4Anchor,  
    H5Anchor,  
    H6Anchor,  
    XAnchor,
```

```
    AnimatedGIFAnchor,  
    CSSAnchor,  
    XSLAnchor,  
    GeneralAnchor,  
    DBAnchor,  
    JPEGAnchor  
}  
KVXMLAnchorType;
```

Enumerators

| | |
|---------------------|---|
| VectorPictureAnchor | An anchor for embedded vector graphics. |
| RasterPictureAnchor | An anchor for embedded raster graphics. |
| H1Anchor | An anchor for level 1 heading blocks (H1). |
| H2Anchor | An anchor for level 2 heading blocks (H2). |
| H3Anchor | An anchor for level 3 heading blocks (H3). |
| H4Anchor | An anchor for level 4 heading blocks (H4). |
| H5Anchor | An anchor for level 5 heading blocks (H5). |
| H6Anchor | An anchor for level 6 heading blocks (H6). |
| XAnchor | An anchor for an external file. |
| AnimatedGIFAnchor | An anchor for embedded animated GIF graphics. |
| CSSAnchor | An anchor for an external CSS file. |
| XSLAnchor | An anchor for an external XSL file. |
| GeneralAnchor | Reserved for future use. |
| DBAnchor | Used internally. |
| JPEGAnchor | An anchor for an embedded JPEG graphic. |

KVXMLGraphicType

This enumerated type defines graphic formats to which embedded graphics and presentations are converted. This enumerated type is defined in `kvxml.h`.

Definition

```
typedef enum tag_KVXMLGraphicType
{
    KVGFX_GIF,
    KVGFX_JPEG,
    KVGFX_PNG,
    KVGFX_CGM,
    KVGFX_WMF,
    KVGFX_JAVA,
    KVGFX_SVG
}
KVXMLGraphicType;
```

Enumerators

- KVGFX_GIF** Specifies GIF (Graphics Interchange Format) as the graphic type.
- KVGFX_JPEG** Specifies JPEG (Joint Photographic Experts Group) as the graphic type.
- KVGFX_PNG** Specifies PNG (Portable Network Graphics) as the graphic type.
- KVGFX_CGM** Deprecated.
- KVGFX_WMF** Specifies WMF (Windows Metafile) as the graphic type.
- KVGFX_JAVA** Deprecated.
- KVGFX_SVG** Specifies SVG (Scalable Vector Graphics) as the graphic type. Only text in vector graphics is included in SVG output.

NOTE: Text inside charts in presentation graphic files are not output to SVG.

KVHeadingCreateOptions

This enumerated type defines whether Export generates blocks and block chunks based only on the heading styles defined in a source document (if they are available), or based on both the source document's heading styles and headings that are created automatically by Export. Headings that are created automatically by Export are based on the text attributes of the source document as defined by `KVXMLHeadingInfo`. This enumerated type is defined in `kvxml.h`.

Definition

```
typedef enum tag_KVHeadingCreateOptions
{
    KVHC_DocHeadingsOnly,
    KVHC_CreateHeadingsAlways
}
KVHeadingCreateOptions;
```

Enumerators

KVHC_DocHeadingsOnly This instructs Export to rely exclusively on heading styles defined in the source document. However, if the source document does not contain heading styles, Export generates blocks on its own using the criteria defined by the structure `KVHeadingInfo`.

KVHC_CreateHeadingsAlways This instructs Export to use the heading styles in the source document when available, and to also automatically create table of contents entries based on the criteria defined by the structure `KVHeadingInfo`.

KVXMLEmptyParaType

This enumerated type defines the options for paragraphs that do not contain content. This enumerated type is defined in `kvxml.h`.

Definition

```
typedef enum tag_KVXMLEmptyParaType
{
    KVEPT_SUPPRESS, /* No markup generated */
    KVEPT_EMPTY, /* Use <p/> */
    KVEPT_VERBOSE /* Use <p id="..."&nbsp;</p> */
}
KVXMLEmptyParaType;
```

Enumerators

KVEPT_SUPPRESS paragraphs without content are ignored. They do not contribute white space and do not affect the ID number of subsequent paragraphs. This is the default value.

KVEPT_EMPTY paragraphs without content are represented by an "empty" paragraph element `<p/>`. These contribute minimal white space, but do not affect the ID number of subsequent

paragraphs.

KVEPT_ paragraphs without content contain a fully-defined start tag `<p id="...">` with all
VERBOSE non-default attributes, a ` ` character entity, and end tag `</p>`. These contribute
additional white space and affect the ID number of subsequent paragraphs.

KVXMLHardPageBreakType

This enumerated type defines the options for hard page breaks. This enumerated type is defined in `kvxml.h`.

Definition

```
typedef enum tag_KVXMLHardPageBreakType
{
    KVHPBT_SUPPRESS, /* No markup generated          */
    KVHPBT_EMPTY,    /* Use <Page/>                                */
    KVHPBT_EMPTYID, /* Use <Page id="n"/>                          */
    KVHPBT_ID       /* Use <Page id="n"> ... </Page> */
}
KVXMLHardPageBreakType;
```

Enumerators

KVHPBT_SUPPRESS No markup is generated for hard page breaks. This is the default value.

KVHPBT_EMPTY An empty page element, `<Page/>`, without ID attributes is generated for hard page breaks.

KVHPBT_EMPTYID An empty page element, `<Page id="n"/>`, with ID attributes is generated for hard page breaks. The ID is incremented for each subsequent hard page break.

KVHPBT_ID A "non-empty" "Page" element is generated for hard page breaks. The page tags enclose the contents immediately after the `<WP>` tag. When subsequent hard page breaks are encountered, the previous "Page" element is closed with a `</Page>` tag, and a `<Page id="...">` opening tag is added. The final "Page" element is closed immediately before the closing `</WP>` tag.

KVMetadataType

This enumerated type defines the data type of metadata that can be extracted from a subfile in a mail message or mail store. If a metadata field has a corresponding KeyView type in `KVMetadataType`, the

metadata is converted to the [KVMetadataElem](#) structure, and the structure member `isValid` is 1. This enumerated type is defined in `kvtypes.h`.

Definition

```
typedef enum
{
    KVMetadata_Unknown          = 0,
    KVMetadata_Bool             = 1,
    KVMetadata_Binary           = 2,
    KVMetadata_Int4             = 3,
    KVMetadata_UInt4            = 4,
    KVMetadata_Int8             = 5,
    KVMetadata_UInt8            = 6,
    KVMetadata_String           = 7,
    KVMetadata_Unicode          = 8,
    KVMetadata_DateTime         = 9,
    KVMetadata_Float            = 10,
    KVMetadata_Double           = 11,
    KVMetadata_Last
}
KVMetadataType;
```

Enumerators

| | |
|---------------------------------|---|
| <code>KVMetadata_Unknown</code> | The value in the property is of an unknown type. |
| <code>KVMetadata_Bool</code> | The value in the property is a Boolean value. The corresponding MAPI type is <code>PT_BOOLEAN</code> . |
| <code>KVMetadata_Binary</code> | The value in the property is a byte array. The corresponding MAPI type is <code>PT_BINARY</code> . |
| <code>KVMetadata_Int4</code> | The value in the property is a signed 4-byte integer. The corresponding MAPI types are <code>PT_I2</code> , <code>PT_SHORT</code> , <code>PT_I4</code> , and <code>PT_LONG</code> . |
| <code>KVMetadata_UInt4</code> | The value in the property is an unsigned 4-byte integer. This type is not currently supported. |
| <code>KVMetadata_Int8</code> | The value in the property is a signed 8-byte integer. This type is not currently supported. |
| <code>KVMetadata_UInt8</code> | The value in the property is an unsigned 8-byte integer. This type is not currently supported. |
| <code>KVMetadata_String</code> | The value in the property is a string. The corresponding MAPI type is <code>PT_STRING8</code> . |

| | |
|---------------------|---|
| KVMetadata_Unicode | The value in the property is a Unicode string. The corresponding MAPI type is PT_UNICODE. |
| KVMetadata_DateTime | The value in the property is a date and time. The corresponding MAPI type is PT_SYSTIME. |
| KVMetadata_Float | The value in the property is a 4-byte float. The corresponding MAPI type is PT_FLOAT. |
| KVMetadata_Double | The value in the property is an 8-byte double. The corresponding MAPI type is PT_DOUBLE. |

Discussion

New types might be added to this enumerated type. When you use this type, your code should ensure binary compatibility with future releases. See [Programming Guidelines, on page 217](#).

KVMetaNameType

This enumerated type defines the type of metadata fields extracted from a subfile in a mail message or mail store. See [KVMetaName, on page 129](#). This enumerated type is defined in `kvextract.h`.

Definition

```
typedef enum
{
    KVMetaNameType_Integer = 0,
    KVMetaNameType_String  = 1
}
KVMetaNameType;
```

Enumerators

`KVMetaNameType_Integer` The metadata field is an integer.

`KVMetaNameType_String` The metadata field is a string.

KVSumInfoType

This enumerated type defines the data type of the metadata field extracted from a document. This enumerated type is defined in `kvtypes.h`.

Definition

```
typedef enum tag_KVSumInfoType
{
    KV_String          = 0x1,
    KV_Int4            = 0x2,
    KV_DateTime        = 0x3,
    KV_ClipBoard       = 0x4,
    KV_Bool            = 0x5,
    KV_Unicode         = 0x6,
    KV_IEEE8          = 0x7,
    KV_Other           = 0x8
}
KVSumInfoType;
```

Enumerators

| | |
|---------------------------|---|
| <code>KV_String</code> | The value in the metadata field is a string. |
| <code>KV_Int4</code> | The value in the metadata field is an integer. |
| <code>KV_DateTime</code> | The value in the metadata field is a date and time. This type is a 64-bit value representing the number of 100-nanosecond intervals since January 1, 1601 (Windows FILETIME EPOCH). You might need to convert this value into another format. |
| <code>KV_ClipBoard</code> | Currently not supported. |
| <code>KV_Bool</code> | The value in the metadata field is a Boolean value. |
| <code>KV_Unicode</code> | The value in the metadata field is a Unicode string. |
| <code>KV_IEEE8</code> | The value in the metadata field is an IEEE 8-byte integer. |
| <code>KV_Other</code> | The value in the metadata field is user-defined. |

KVSumType

This enumerated type defines the metadata fields that can be extracted from a document. This enumerated type is defined in `kvtypes.h`.

- Types 0 to 34 and type 42 are Office summary fields.
- Types 35 to 40 are computer-aided design (CAD) metadata fields.
- Type 41, `KV_OrigAppVersion`, is shared by Office software and CAD.

Types 43 or greater are reserved for any non-standard metadata field defined in a document.

Definition

```
typedef enum tag_KVSumType

    KV_CodePage          = 0,
    KV_Title             = 1,
    KV_Subject           = 2,
    KV_Author            = 3,
    KV_Keywords          = 4,
    KV_Comments          = 5,
    KV_Template          = 6,
    KV_LastAuthor        = 7,
    KV_RevNumber         = 8,
    KV_EditTime          = 9,
    KV_LastPrinted       = 10,
    KV_Create_DTM        = 11,
    KV_LastSave_DTM      = 12,
    KV_PageCount         = 13,
    KV_WordCount         = 14,
    KV_CharCount         = 15,
    KV_ThumbNail         = 16,
    KV_AppName           = 17,
    KV_Security           = 18,
    KV_Category          = 19,
    KV_PresentationTarget = 20,
    KV_Bytes             = 21,
    KV_Lines             = 22,
    KV_Paragraphs        = 23,
    KV_Slides            = 24,
    KV_Notes             = 25,
    KV_HiddenSlides      = 26,
    KV_MMClips           = 27,
    KV_ScaleCrop         = 28,
    KV_HeadingPairs      = 29,
    KV_TitlesofParts     = 30,
    KV_Manager           = 31,
    KV_Company           = 32,
    KV_LinksUpToDate     = 33,
    KV_HyperlinkBase     = 34,
    KV_Layouts           = 35,
    KV_Objects           = 36,
    KV_FileVersion       = 37,
    KV_LastFileVersion   = 38,
    KV_OrigFileVersion   = 39,
    KV_OrigFileType      = 40,
    KV_OrigAppVersion    = 41,
    KV_ContentStatus     = 42,
    KV_UserDefined       = 43
}
KVSumType;
```

Enumerators

| | |
|-----------------|--|
| KV_CodePage | The code page of the document. |
| KV_Title | The contents of the "Title" property field taken from the source document. |
| KV_Subject | The contents of the "Subject" property field taken from the source document. |
| KV_Author | The contents of the "Author" property field taken from the source document. |
| KV_Keywords | The contents of the "Keywords" property field taken from the source document. |
| KV_Comments | The contents of the "Comments" property field taken from the source document. |
| KV_Template | The contents of the "Template" property field taken from the source document. |
| KV_LastSavedby | The contents of the "Last saved by" property field taken from the source document. |
| KV_RevNumber | The contents of the "Revision number" property field taken from the source document. |
| KV_EditTime | The contents of the "Total editing time" property field taken from the source document. |
| KV_LastPrinted | The contents of the "Printed" property field taken from the source document. |
| KV_Create_DTM | The contents of the "Created" property field taken from the source document. |
| KV_LastSave_DTM | The contents of the "Modified" property field taken from the source document. |
| KV_PageCount | The contents of the "Pages" property field taken from the source document. The field provides the number of pages in the document. |
| KV_WordCount | The contents of the "Words" property field taken from the source document. The field provides the number of words in the document. |
| KV_CharCount | The contents of the "Characters" property field taken from the source document. The field provides the number of characters in the document. |
| KV_ThumbNail | A thumbnail image of a document. |
| KV_AppName | The contents of the "Type" property field taken from the source document. This field identifies the application used to read the document. |
| KV_Security | The contents of the "Attributes" property field taken from the source document. |

| | |
|-----------------------|--|
| KV_Category | The contents of the "Category" property field taken from the source document. |
| KV_PresentationTarget | The target format for presentations (35mm, printer, video, and so on). |
| KV_Bytes | The contents of the "Size" property field taken from the source document. The field provides the size of the file in bytes. |
| KV_Lines | The contents of the "Lines" property field taken from the source document. The field provides the number of lines in the document. |
| KV_Paragraphs | The contents of the "Paragraphs" property field taken from the source document. The field provides the number of paragraphs in the document. |
| KV_Slides | The contents of the "Slides" property field taken from a presentation document. The field provides the number of slides in the document. |
| KV_Notes | The contents of the "Notes" property field taken from a presentation document. The field provides the number of notes in the document. |
| KV_HiddenSlides | The contents of the "Hidden slides" property field taken from a presentation document. The field provides the number of hidden slides in the document. |
| KV_MMClips | The contents of the "Multimedia clips" property field taken from a presentation document. The field provides the number of multimedia clips in the document. |
| KV_ScaleCrop | A Boolean value that specifies whether thumbnails are cropped or scaled. |
| KV_HeadingPairs | An internally-used property indicating the grouping of different document parts and the number of items in each group. |
| KV_TitlesofParts | The contents of the "Document Contents" property field taken from the source document. The field contains a list of the parts of the file, such as the names of macro sheets in Microsoft Excel or the headings in Word. |
| KV_Manager | The contents of the "Manager" property field taken from the source document. |
| KV_Company | The contents of the "Company" property field taken from the source document. |
| KV_LinksUpToDate | A Boolean value that specifies whether links in the document are resolved and current. |
| KV_HyperlinkBase | The base address used for all relative links in the file. |
| KV_Layouts | The number of layouts in the AutoCAD drawing. |
| KV_Objects | The approximate number of objects in the AutoCAD drawing. |
| KV_FileVersion | The AutoCAD version (for example, R13, R14) of the drawing. |

| | |
|--------------------|--|
| KV_LastFileVersion | The AutoCAD version (for example, R13, R14) that the AutoCAD drawing was last saved as. |
| KV_OrigFileVersion | The AutoCAD version (for example, R13, R14) of the original source file. |
| KV_OrigFileType | The AutoCAD file type (for example, DWG, DXF, or DWB) of the original source file. |
| KV_OrigAppVersion | The AutoCAD version (for example, R13, R14) of the application that created the original source file. |
| KV_ContentStatus | The status of the content, for example <i>Draft</i> , <i>Reviewed</i> , or <i>Final</i> . |
| KV_UserDefined | The contents of the first entry in the array of non-standard metadata. This could be user-defined metadata, or metadata unique to a file type. |

LPDF_DIRECTION

This enumerated type defines the paragraph direction of extracted paragraphs from a PDF file when logical order is enabled. This enumerated type is defined in `kvtypes.h`.

Definition

```
typedef enum{
    LPDF_RAW = 0,
    LPDF_LTR,
    LPDF_RTL,
    LPDF_AUTO
} LPDF_DIRECTION ;
```

Enumerators

| | |
|-----------|---|
| LPDF_RAW | Unstructured paragraph flow. This is the default behavior. |
| LPDF_LTR | Logical reading order and left-to-right paragraph direction. |
| LPDF_RTL | Logical reading order and right-to-left paragraph direction. |
| LPDF_AUTO | Logical reading order. The PDF reader determines the paragraph direction for each PDF page, and then sets the direction accordingly. This is the default when logical order is enabled. |

Part IV: Appendixes

This section lists supported formats, supported character sets and redistributed files, and provides information on format detection.

- [Supported Formats](#)
- [Document Readers](#)
- [Platform Differences](#)
- [Character Sets](#)
- [Extract and Format Lotus Notes Subfiles](#)
- [Export Tokens](#)
- [File Format Detection](#)
- [Files Required for Redistribution](#)
- [Password Protected Files](#)
- [Microsoft Rights Management Service Protected Files](#)

Appendix A: Supported Formats

This section lists the file formats that KeyView can detect.

- [Key to Supported Formats Table](#) 238
- [Supported Formats](#) 240
- [File Classes](#) 306

Key to Supported Formats Table

The supported formats table includes the following information:

| Column | Description |
|-------------|--|
| Format Name | The format name that is returned by KeyView format detection. <ul style="list-style-type: none">• In the C API, these values are defined in the <code>ENdocFmt</code> enumeration in <code>adDocFmt.h</code>.• In the .NET API these values are defined in the <code>Autonomy.API.Export.DocFormat</code> enumeration.• In the Java API these values are defined in the <code>com.verity.api.DocFormat</code> enumeration. |
| Number | The format number that is returned by KeyView format detection. This is the value associated with the Format Name in the relevant enumeration. |
| Category | This value is used in the KeyView configuration file <code>formats.ini</code> to specify the reader to use to filter, export, or view the format. Several formats might have the same category value. |
| Description | A short description of the file format. |
| MIME Type | The MIME type (if any). |
| Extension | A list of common file extensions for the file format. NOTE: This is not a complete list of file extensions. KeyView does not distinguish between file types based on their extension. Instead, it detects the file format based on the file content. This is more reliable because content cannot always be predicted from the file extension, and because some file extensions are associated with multiple formats. |
| File Class | The KeyView file class. <ul style="list-style-type: none">• In the C API, these values are defined in the <code>ENdocClass</code> enumeration in |

| | |
|--|--|
| | <p><code>adinfo.h</code>.</p> <ul style="list-style-type: none">• In the .NET API these values are defined in the <code>Autonomy.API.Export.DocClass</code> enumeration.• In the Java API these values are defined in the <code>com.verity.api.DocClass</code> enumeration. |
|--|--|

Supported Formats

| Format Name | Number | Category | Description | MIME Type | Extension | File Class | Readers |
|--------------------------|--------|----------|---|------------------------|-----------|-----------------|---|
| Reserved__Fmt | -1 | -1 | | | | AutoDetNoFormat | |
| Unknown_Fmt | 0 | 0 | | | | AutoDetNoFormat | |
| AES_Multiplus_Comm_Fmt | 1 | 1 | Multiplus (AES) | | PTF | adWORDPROCESSOR | |
| ASCII_Text_Fmt | 2 | 2 | Plain Text file | text/plain | TXT | adWORDPROCESSOR | afsr |
| MSDOS_Batch_File_Fmt | 3 | 2 | MS-DOS Batch File | application/x-bat | BAT | adEXECUTABLE | afsr |
| Applix_Alis_Fmt | 4 | 3 | Applix Asterix | | AX | adWORDPROCESSOR | axsr |
| BMP_Fmt | 5 | 4 | Windows Bitmap Image (BMP) | image/bmp | BMP | adRASTERIMAGE | bmspr , kpbmprdr |
| CT_DEF_Fmt | 6 | 5 | Convergent Technologies DEF Comm. Format | | | adWORDPROCESSOR | cdsr |
| Corel_Draw_Fmt | 7 | 6 | CorelDRAW (up to version 13/X3) | application/coreldraw | CDR | adVECTORGRAPHIC | kpcdrdr |
| CGM_ClearText_Fmt | 8 | 8 | Computer Graphics Metafile (CGM) | | CGM | adVECTORGRAPHIC | kpcgmrdr |
| CGM_Binary_Fmt | 9 | 8 | Computer Graphics Metafile (CGM) | image/cgm | CGM | adVECTORGRAPHIC | kpcgmrdr |
| CGM_Character_Fmt | 10 | 8 | Computer Graphics Metafile (CGM) | | CGM | adVECTORGRAPHIC | kpcgmrdr |
| Word_Connection_Fmt | 11 | 9 | Word Connection | | CN | adWORDPROCESSOR | stringssr |
| COMET_TOP_Word_Fmt | 12 | 10 | Nixdorf COMET TOP Financial Accounting software | | | adWORDPROCESSOR | |
| CEOwrite_Fmt | 13 | 11 | CEOwrite | | CW | adWORDPROCESSOR | stringssr |
| DSA101_Fmt | 14 | 12 | DSA101 (Honeywell Bull) | | | adWORDPROCESSOR | stringssr |
| DCA_RFT_Fmt | 15 | 13 | IBM DCA-RFT (Revisable Form) | application/dca-rft | RFT, DC | adWORDPROCESSOR | dcasr |
| CDA_DDIF_Fmt | 16 | 14 | CDA / DDIF | | DDIF | adWORDPROCESSOR | |
| DG_CDS_Fmt | 17 | 16 | DG Common Data Stream (CDS) | | CDS | adWORDPROCESSOR | stringssr |
| Micrografx_Draw_Fmt | 18 | 18 | Windows Draw (Micrografx) | image/x-mgx-dsf | DRW | adVECTORGRAPHIC | |
| Data_Point_VistaWord_Fmt | 19 | 19 | Vistaword | | DV | adWORDPROCESSOR | stringssr |
| DECdx_Fmt | 20 | 20 | DEC WPS Plus DX format | application/dec-dx | DX | adWORDPROCESSOR | |
| Enable_WP_Fmt | 21 | 21 | Enable Word Processing | application/ewp | WPF | adWORDPROCESSOR | stringssr |
| EPSF_Fmt | 22 | 22 | Encapsulated PostScript | application/postscript | EPS | adRASTERIMAGE, | kpepsrdr |

XML Export SDK C Programming Guide
Appendix A: Supported Formats

| Format Name | Number | Category | Description | MIME Type | Extension | File Class | Readers |
|--------------------------|--------|----------|--|------------------------------|----------------|-----------------------------------|--|
| | | | | | | adVECTORGRAPHIC | |
| Preview_EPSF_Fmt | 23 | 22 | Encapsulated PostScript | application/postscript | | adRASTERIMAGE, adVECTORGRAPHIC | kpepsrdr |
| MS_Executable_Fmt | 24 | 23 | MSDOS/Windows executable | application/x-msdownload | EXE | adEXECUTABLE | exesr |
| G31D_Fmt | 25 | 24 | CCITT G3 1D | | | adRASTERIMAGE | |
| GIF_87a_Fmt | 26 | 25 | Graphics Interchange Format (GIF87a) | image/gif | GIF | adRASTERIMAGE | gifsr , kpgjfrdr |
| GIF_89a_Fmt | 27 | 25 | Graphics Interchange Format (GIF89a) | image/gif | GIF | adRASTERIMAGE | gifsr , kpgjfrdr |
| HP_Word_PC_Fmt | 28 | 26 | HP Word PC | | HW | adWORDPROCESSOR | stringssr |
| IBM_1403_LinePrinter_Fmt | 29 | 27 | IBM 1403 Line Printer | | I4 | adWORDPROCESSOR | |
| IBM_DCF_Script_Fmt | 30 | 28 | DCF Script | | IC | adWORDPROCESSOR | stringssr |
| IBM_DCA_FFT_Fmt | 31 | 29 | DCA-FFT (IBM Final Form) | text/x-ibm-fft | IF, FFT | adWORDPROCESSOR | |
| Interleaf_Fmt | 32 | 30 | Interleaf | | | adWORDPROCESSOR | |
| GEM_Image_Fmt | 33 | 31 | GEM Bit Image | | IMG | adRASTERIMAGE | |
| IBM_Display_Write_Fmt | 34 | 32 | IBM DisplayWrite | application/x-displaywrite | IP | adWORDPROCESSOR | dw4sr |
| Sun_Raster_Fmt | 35 | 33 | Sun Raster image | image/x-cmu-raster | RAS, RS, SUN | adRASTERIMAGE | kpsunrdr |
| Ami_Pro_Fmt | 36 | 35 | Lotus Ami Pro | application/x-lotus-amipro | SAM | adWORDPROCESSOR | lasr |
| Ami_Pro_StyleSheet_Fmt | 37 | 35 | Lotus Ami Pro Style Sheet | | | adWORDPROCESSOR | lasr |
| MORE_Fmt | 38 | 36 | MORE Database MAC | | | adOUTLINE | |
| Lyrix_Fmt | 39 | 37 | Lyrix Word Processing | | | adWORDPROCESSOR | stringssr |
| MASS_11_Fmt | 40 | 38 | MASS-11 | application/x-mass-11 | M1, M11 | adWORDPROCESSOR | stringssr |
| MacPaint_Fmt | 41 | 39 | MacPaint | image/x-macpaint | MAC, PIC, PNTG | adRASTERIMAGE | kpmacrdr |
| MS_Word_Mac_Fmt | 42 | 40 | Microsoft Word for Macintosh (up to version 3) | application/msword | DOC | adWORDPROCESSOR | mbsr |
| SmartWare_II_Comm_Fmt | 43 | 41 | SmartWare II | | | adCOMMUNICATION | |
| MS_Word_Win_Fmt | 44 | 42 | Microsoft Word for Windows (up to version 6) | application/msword | DOC, WPS | adWORDPROCESSOR | misr |
| Multimate_Fmt | 45 | 43 | MultiMate | application/x-multimate | MM | adWORDPROCESSOR | stringssr |
| Multimate_Fnote_Fmt | 46 | 43 | MultiMate Footnote File | application/x-multimate-note | MMFN | adWORDPROCESSOR | stringssr |
| Multimate_Adv_Fmt | 47 | 43 | MultiMate Advantage | | | adWORDPROCESSOR | stringssr |
| Multimate_Adv_Fnote_Fmt | 48 | 43 | MultiMate Advantage Footnote File | | | adWORDPROCESSOR | stringssr |

XML Export SDK C Programming Guide
Appendix A: Supported Formats

| Format Name | Number | Category | Description | MIME Type | Extension | File Class | Readers |
|----------------------------|--------|----------|--|----------------------------|-----------|-----------------------------------|---------------------------|
| Multimate_Adv_II_Fmt | 49 | 43 | MultiMate Advantage II | | | adWORDPROCESSOR | stringssr |
| Multimate_Adv_II_Fnote_Fmt | 50 | 43 | MultiMate Advantage II Footnote File | | FBX, FNX | adWORDPROCESSOR | stringssr |
| Multiplan_PC_Fmt | 51 | 44 | Microsoft Multiplan (PC) | application/x-ms-multiplan | | adSPREADSHEET | |
| Multiplan_Mac_Fmt | 52 | 44 | Microsoft Multiplan (Mac) | application/x-ms-multiplan | | adSPREADSHEET | |
| MS_RTF_Fmt | 53 | 45 | Rich Text Format (RTF) | application/rtf | RTF | adWORDPROCESSOR | rtfsr |
| MS_Word_PC_Fmt | 54 | 46 | Microsoft Word for PC (up to version 6) | application/x-ms-wordpc | MW | adWORDPROCESSOR | mwsr |
| MS_Word_PC_StyleSheet_Fmt | 55 | 46 | Microsoft Word for PC (up to version 6) Style Sheet | | | adWORDPROCESSOR | mwsr |
| MS_Word_PC_Glossary_Fmt | 56 | 46 | Microsoft Word for PC (up to version 6) Glossary | | | adWORDPROCESSOR | mwsr |
| MS_Word_PC_Driver_Fmt | 57 | 46 | Microsoft Word for PC (up to version 6) Driver | | | adWORDPROCESSOR | mwsr |
| MS_Word_PC_Misc_Fmt | 58 | 46 | Microsoft Word for PC (up to version 6) Miscellaneous File | | | adWORDPROCESSOR | mwsr |
| NBI_Async_Archive_Fmt | 59 | 47 | NBI Async Archive Format | | | adWORDPROCESSOR | |
| Navy_DIF_Fmt | 60 | 48 | Navy DIF (document interchange format) | application/x-navy | ND | adWORDPROCESSOR | stringssr |
| NBI_Net_Archive_Fmt | 61 | 49 | NBI OASys Net Archive Format | | NN | adWORDPROCESSOR | nnsr |
| NIOS_TOP_Fmt | 62 | 50 | NIOS TOP | | | adWORDPROCESSOR | |
| FileMaker_Mac_Fmt | 63 | 51 | Filemaker MAC | | FP5, FP7 | adDATABASE | |
| ODA_Q1_11_Fmt | 64 | 52 | ODA / ODIF Q1 11 | | OD | adWORDPROCESSOR | stringssr |
| ODA_Q1_12_Fmt | 65 | 52 | ODA / ODIF Q1 12 | | OD | adWORDPROCESSOR | stringssr |
| OLIDIF_Fmt | 66 | 53 | OLIDIF (Olivetti) | | | adWORDPROCESSOR | |
| Office_Writer_Fmt | 67 | 55 | Office Writer | | OW | adWORDPROCESSOR | stringssr |
| PC_Paintbrush_Fmt | 68 | 56 | PC Paintbrush Graphics (PCX) | image/vnd.zbrush.pcx | PCX | adRASTERIMAGE | kppcxrdr |
| CPT_Comm_Fmt | 69 | 57 | CPT Corporation word processor | | PF | adWORDPROCESSOR | stringssr |
| Lotus_PIC_Fmt | 70 | 58 | Lotus PIC | image/x-pict | PIC | adVECTORGRAPHIC | kppicrdr |
| Mac_PICT_Fmt | 71 | 59 | Macintosh Raster / QuickDraw Picture | image/x-pict | PCT | adRASTERIMAGE, adVECTORGRAPHIC | kppctrdr |
| Philips_Script_Word_Fmt | 72 | 60 | Philips Script | | | adWORDPROCESSOR | |
| PostScript_Fmt | 73 | 61 | PostScript | application/postscript | PS | adVECTORGRAPHIC | |

XML Export SDK C Programming Guide
Appendix A: Supported Formats

| Format Name | Number | Category | Description | MIME Type | Extension | File Class | Readers |
|-----------------------------|--------|----------|--------------------------------------|---------------------------------|------------|-----------------------------------|---|
| PRIMEWORD_Fmt | 74 | 62 | PRIMEWORD | | | adWORDPROCESSOR | pwsr |
| Quadratron_Q_One_v1_Fmt | 75 | 63 | Q-One V1.93J | | Q1, QX | adWORDPROCESSOR | stringssr |
| Quadratron_Q_One_v2_Fmt | 76 | 64 | Q-One V2.0 | | Q1, QX | adWORDPROCESSOR | stringssr |
| SAMNA_Word_IV_Fmt | 77 | 65 | SAMNA Word | | SAM | adWORDPROCESSOR | stringssr |
| Ami_Pro_Draw_Fmt | 78 | 66 | Lotus Ami Pro Draw | | SDW | adVECTORGRAPHIC, adRASTERIMAGE | kpsdwrdr |
| SYLK_Spreadsheet_Fmt | 79 | 67 | SYmbolic LinK (SYLK) format | | SLK | adSPREADSHEET | |
| SmartWare_II_WP_Fmt | 80 | 68 | Informix SmartWare II word processor | | DOC, SMT | adWORDPROCESSOR | swsr |
| Symphony_Fmt | 81 | 69 | Lotus Symphony spreadsheet | application/vnd.symphony | WR1 | adSPREADSHEET | |
| Targa_Fmt | 82 | 70 | Truevision Targa image | image/x-tga | TGA | adRASTERIMAGE | kpTGArdr |
| TIFF_Fmt | 83 | 71 | Tagged Image File Format (TIFF) | image/tiff | TIF, TIFF | adRASTERIMAGE, adFAXFORMAT | kptifdr , tifsr |
| Targon_Word_Fmt | 84 | 72 | Targon Word | | TW | adWORDPROCESSOR | stringssr |
| Uniplex_Ucalc_Fmt | 85 | 73 | Uniplex Ucalc | | SS | adSPREADSHEET | |
| Uniplex_WP_Fmt | 86 | 74 | Uniplex word processor | | UP | adWORDPROCESSOR | stringssr |
| MS_Word_UNIX_Fmt | 87 | 75 | Microsoft Word UNIX | application/msword | | adWORDPROCESSOR | |
| WANG_PC_Fmt | 88 | 76 | Wang IWP for PC | application/x-wang-iwp | DOC | adWORDPROCESSOR | |
| WordERA_Fmt | 89 | 77 | WordERA | | DC, GL, FR | adWORDPROCESSOR | stringssr |
| WANG_WPS_Comm_Fmt | 90 | 78 | WANG WPS (Word Processing System) | | WF | adWORDPROCESSOR | stringssr |
| WordPerfect_Mac_Fmt | 91 | 79 | WordPerfect MAC | application/x-corel-wordperfect | | adWORDPROCESSOR | wpmsr |
| WordPerfect_Fmt | 92 | 86 | WordPerfect version 4 | application/x-corel-wordperfect | WP, WP4 | adWORDPROCESSOR | stringssr |
| WordPerfect_VAX_Fmt | 93 | 139 | WordPerfect VAX | application/x-corel-wordperfect | | adWORDPROCESSOR | |
| WordPerfect_Macro_Fmt | 94 | 139 | WordPerfect Macro | application/vnd.wordperfect | MRS | adWORDPROCESSOR | |
| WordPerfect_Dictionary_Fmt | 95 | 139 | WordPerfect Spelling Dictionary | application/vnd.wordperfect | SPW | adWORDPROCESSOR | |
| WordPerfect_Thesaurus_Fmt | 96 | 139 | WordPerfect Thesaurus | application/vnd.wordperfect | | adWORDPROCESSOR | |
| WordPerfect_Resource_Fmt | 97 | 139 | WordPerfect Resource File | application/vnd.wordperfect | WWK, PRS | adWORDPROCESSOR | |
| WordPerfect_Driver_Fmt | 98 | 139 | WordPerfect Driver | application/vnd.wordperfect | IRS, VRS | adWORDPROCESSOR | |
| WordPerfect_Cfg_Fmt | 99 | 139 | WordPerfect Configuration File | application/vnd.wordperfect | PFX | adWORDPROCESSOR | |
| WordPerfect_Hyphenation_Fmt | 100 | 139 | WordPerfect Hyphenation Dictionary | application/vnd.wordperfect | HYC | adWORDPROCESSOR | |

XML Export SDK C Programming Guide
Appendix A: Supported Formats

| Format Name | Number | Category | Description | MIME Type | Extension | File Class | Readers |
|----------------------------|--------|----------|---|------------------------------------|-----------|-----------------------------------|---|
| WordPerfect_Misc_Fmt | 101 | 139 | WordPerfect Miscellaneous File | application/vnd.wordperfect | | adWORDPROCESSOR | |
| WordMARC_Fmt | 102 | 82 | WordMARC Composer | video/x-ms-wm | WM, PW | adWORDPROCESSOR | stringssr |
| Windows_Metafile_Fmt | 103 | 83 | Windows Metafile | image/wmf | WMF | adVECTORGRAPHIC, adRASTERIMAGE | kpwmmfrdr |
| Windows_Metafile_NoHdr_Fmt | 104 | 83 | Windows Metafile (no header) | image/wmf | WMF | adVECTORGRAPHIC | kpwmmfrdr |
| SmartWare_II_DB_Fmt | 105 | 84 | Informix SmartWare II database | database/x-smartdata | | adDATABASE | |
| WordPerfect_Graphics_Fmt | 106 | 195 | WordPerfect Graphics (version 2 and higher) | application/vnd.wordperfect | WPG, QPG | adRASTERIMAGE, adVECTORGRAPHIC | kpwg2rdr , kpwpgdr |
| WordStar_Fmt | 107 | 87 | WordStar | application/vnd.wordstar | WS, WSD | adWORDPROCESSOR | stringssr |
| WANG_WITA_Fmt | 108 | 88 | WANG WITA | | WT | adWORDPROCESSOR | stringssr |
| Xerox_860_Comm_Fmt | 109 | 89 | Xerox 860 | | | adWORDPROCESSOR | stringssr |
| Xerox_Writer_Fmt | 110 | 91 | Xerox Writer | | | adWORDPROCESSOR | stringssr |
| DIF_SpreadSheet_Fmt | 111 | 92 | Data Interchange Format (DIF) | application/dif+xml | DIF | adSPREADSHEET | difsr |
| Enable_Spreadsheet_Fmt | 112 | 93 | Enable Spreadsheet | application/vnd.epson.ssf | SSF | adSPREADSHEET | |
| SuperCalc_Fmt | 113 | 94 | Sorcim SuperCalc spreadsheet | application/x-supercalc5 | CAL | adSPREADSHEET | |
| UltraCalc_Fmt | 114 | 95 | UltraCalc spreadsheet | | | adSPREADSHEET | |
| SmartWare_II_SS_Fmt | 115 | 96 | Informix SmartWare II spreadsheet | application/x-smartware | | adSPREADSHEET | |
| SOF_Encapsulation_Fmt | 116 | 97 | Serialized Object Format (SOF) | application/java-serialized-object | SOF | adENCAPSULATION | |
| PowerPoint_Win_Fmt | 117 | 98 | Microsoft PowerPoint PC (up to version 4) | application/x-ms-powerpoint | PPT | adPRESENTATION | kpp40rdr |
| PowerPoint_Mac_Fmt | 118 | 99 | Microsoft PowerPoint MAC (up to version 4) | application/x-ms-powerpoint | PPT | adPRESENTATION | olesr |
| PowerPoint_95_Fmt | 119 | 212 | Microsoft PowerPoint 95 | application/x-ms-powerpoint | PPT | adPRESENTATION | kpp95rdr |
| PowerPoint_97_Fmt | 120 | 272 | Microsoft PowerPoint 97 | application/x-ms-powerpoint | PPT | adPRESENTATION | kpp97rdr |
| PageMaker_Mac_Fmt | 121 | 100 | PageMaker for Macintosh | | | adDESKTOPPUBLSH | |
| PageMaker_Win_Fmt | 122 | 101 | PageMaker for Windows | | | adDESKTOPPUBLSH | |
| MS_Works_Mac_WP_Fmt | 123 | 103 | Microsoft Works Word Processor for MAC | application/x-msworks | MWK | adWORDPROCESSOR | stringssr |
| MS_Works_Mac_DB_Fmt | 124 | 104 | Microsoft Works Database for MAC | application/x-msworks | | adDATABASE | |
| MS_Works_Mac_SS_Fmt | 125 | 105 | Microsoft Works Spreadsheet for MAC | application/x-msworks | | adSPREADSHEET | mwssr |
| MS_Works_Mac_Comm_Fmt | 126 | 106 | Microsoft Works Communication for MAC | application/x-msworks | | adCOMMUNICATION | |

XML Export SDK C Programming Guide
Appendix A: Supported Formats

| Format Name | Number | Category | Description | MIME Type | Extension | File Class | Readers |
|---------------------------|--------|----------|---|----------------------------|--|-----------------|--|
| MS_Works_DOS_WP_Fmt | 127 | 107 | Microsoft Works Word Processor for DOS | application/x-msworks | WPS | adWORDPROCESSOR | stringsr |
| MS_Works_DOS_DB_Fmt | 128 | 108 | Microsoft Works Database for DOS | application/x-msworks | WDB | adDATABASE | |
| MS_Works_DOS_SS_Fmt | 129 | 109 | Microsoft Works Spreadsheet for DOS | application/x-msworks | | adSPREADSHEET | mwssr |
| MS_Works_Win_WP_Fmt | 130 | 227 | Microsoft Works Word Processor for Windows (up to 2000) | application/x-msworks | WPS, W40 | adWORDPROCESSOR | msw6sr , msw5r |
| MS_Works_Win_DB_Fmt | 131 | 231 | Microsoft Works Database for Windows | application/x-msworks | | adDATABASE | |
| MS_Works_Win_SS_Fmt | 132 | 228 | Microsoft Works Spreadsheet for Windows | application/x-msworks | WKS, S30, S40 | adSPREADSHEET | mwssr |
| PC_Library_Fmt | 133 | 111 | DOS/Windows Object Library | application/x-archive | LIB, A | adLIBRARY | |
| MacWrite_Fmt | 134 | 112 | MacWrite | application/macwriteii | | adWORDPROCESSOR | stringsr |
| MacWrite_II_Fmt | 135 | 113 | MacWrite II | application/macwriteii | | adWORDPROCESSOR | stringsr |
| Freehand_Fmt | 136 | 114 | Adobe/Macrovision FreeHand image | image/x-freehand | FH3, FH4, FH5, FH7, FH8, FH9, FH10, FH11 | adVECTORGRAPHIC | |
| Disk_Doubler_Fmt | 137 | 115 | Disk Doubler | | | adENCAPSULATION | |
| HP_GL_Fmt | 138 | 116 | HP Graphics Language | vector/x-hpgl | HPGL, HPG | adVECTORGRAPHIC | |
| FrameMaker_Fmt | 139 | 136 | FrameMaker | application/vnd.framemaker | FM, FRM | adDESKTOPPUBLSH | |
| FrameMaker_Book_Fmt | 140 | 136 | FrameMaker Book | application/vnd.framemaker | BOOK | adDESKTOPPUBLSH | |
| Maker_Markup_Language_Fmt | 141 | 174 | Maker Markup Language | application/vnd.mif | | adDESKTOPPUBLSH | |
| Maker_Interchange_Fmt | 142 | 117 | Adobe FrameMaker Interchange Format (MIF) | application/x-mif | MIF | adWORDPROCESSOR | mifsr |
| JPEG_File_Interchange_Fmt | 143 | 118 | JPEG File Interchange Format | image/jpeg | JPG, JPEG, JFIF, JFI | adRASTERIMAGE | jpgsr , kjpggrdr |
| Reflex_Fmt | 144 | 119 | Borland Reflex database | database/reflex | | adDATABASE | |
| Framework_Fmt | 145 | 276 | Framework office suite | | | adMIXED | |
| Framework_II_Fmt | 146 | 120 | Framework II office suite | | FW3 | adMIXED | |
| Paradox_Fmt | 147 | 121 | Borland Paradox database | application/paradox | DB | adDATABASE | |
| MS_Windows_Write_Fmt | 148 | 123 | Microsoft Windows Write | application/x-ms-write | WRI | adWORDPROCESSOR | mwsr |
| Quattro_Pro_DOS_Fmt | 149 | 124 | Corel Quattro Pro for DOS | application/x-quattropro | WQ1 | adSPREADSHEET | |
| Quattro_Pro_Win_Fmt | 150 | 184 | Corel Quattro Pro for Windows | application/x-quattro-win | WB1, WB2, WB3 | adSPREADSHEET | qpssr |
| Persuasion_Fmt | 151 | 126 | Adobe Persuasion | | | adPRESENTATION | |

XML Export SDK C Programming Guide
Appendix A: Supported Formats

| Format Name | Number | Category | Description | MIME Type | Extension | File Class | Readers |
|----------------------------|--------|----------|---|---------------------------|-----------|-------------------------------|---|
| Windows_Icon_Fmt | 152 | 128 | Windows Icon Format | image/vnd.microsoft.icoN | ICO | adRASTERIMAGE | kpicordr |
| Windows_Cursor_Fmt | 153 | 133 | Windows Cursor | image/x-win-bitmap | CUR | adRASTERIMAGE | |
| MS_Project_Activity_Fmt | 154 | 129 | Microsoft Project (up to version 3) activity file | | | adSCHEDULE | |
| MS_Project_Resource_Fmt | 155 | 129 | Microsoft Project (up to version 3) resource file | | | adSCHEDULE | |
| MS_Project_Calc_Fmt | 156 | 129 | Microsoft Project (up to version 3) calc file | | | adSCHEDULE | |
| PKZIP_Fmt | 157 | 132 | ZIP Archive | application/zip | ZIP, ZIPX | adENCAPSULATION, adEXECUTABLE | unzip |
| Quark_Xpress_Fmt | 158 | 134 | Quark Xpress MAC | | | adDESKTOPPUBLSH | |
| ARC_PAK_Archive_Fmt | 159 | 135 | PAK/ARC Archive | | ARC, PAK | adENCAPSULATION | |
| MS_Publisher_Fmt | 160 | 137 | Microsoft Publisher (up to version 3) | application/x-mspublisher | PUB | adDESKTOPPUBLSH | mspubsr |
| PlanPerfect_Fmt | 161 | 138 | PlanPerfect | | | adSCHEDULE | |
| WordPerfect_Auxiliary_Fmt | 162 | 139 | Corel WordPerfect auxiliary file | | WPW | adMISC, adENCAPSULATION | |
| MS_WAVE_Audio_Fmt | 163 | 141 | Microsoft Wave audio | audio/wav | WAV | adSOUND | MCI , riffsr |
| MIDI_Audio_Fmt | 164 | 142 | MIDI audio | audio/mid | MID, MIDI | adSOUND | MCI |
| AutoCAD_DXF_Binary_Fmt | 165 | 143 | Autodesk AutoCAD DXF binary format | image/x-dxf | DXF | adVECTORGRAPHIC | kpDXFrdr , kpODArdr |
| AutoCAD_DXF_Text_Fmt | 166 | 143 | Autodesk AutoCAD DXF text format | image/x-dxf | DXF | adVECTORGRAPHIC | kpDXFrdr , kpODArdr |
| dBase_Fmt | 167 | 144 | dBase Database III+/IV | application/x-dbf | DBF, VCX | adDATABASE | dbfsr |
| OS_2_PM_Metatile_Fmt | 168 | 145 | OS/2 PM Metafile | | MET | adVECTORGRAPHIC | |
| Lasergraphics_Language_Fmt | 169 | 146 | Lasergraphics Language | | | adVECTORGRAPHIC | |
| AutoShade_Rendering_Fmt | 170 | 147 | AutoShade Rendering | application/x-autoshade | | adVECTORGRAPHIC | |
| GEM_VDI_Fmt | 171 | 148 | GEM VDI Metafile image | | GEM, GDI | adVECTORGRAPHIC | |
| Windows_Help_Fmt | 172 | 149 | Windows Help File | application/winhlp | HLP | adMISC | |
| Volkswriter_Fmt | 173 | 150 | Volkswriter word processor | | VW4 | adWORDPROCESSOR | stringssr |
| Ability_WP_Fmt | 174 | 151 | Ability Word Processor | | | adWORDPROCESSOR | |
| Ability_DB_Fmt | 175 | 151 | Ability Database | | | adDATABASE | |
| Ability_SS_Fmt | 176 | 151 | Ability Spreadsheet | | | adSPREADSHEET | |
| Ability_Comm_Fmt | 177 | 151 | Ability Presentation | | | adCOMMUNICATION | |

XML Export SDK C Programming Guide
Appendix A: Supported Formats

| Format Name | Number | Category | Description | MIME Type | Extension | File Class | Readers |
|---------------------------|--------|----------|---|--------------------------|-----------|-----------------|---------------------------|
| Ability_Image_Fmt | 178 | 151 | Ability Image | | | adRASTERIMAGE | |
| XyWrite_Fmt | 179 | 152 | XYWrite / Nota Bene | | XY4 | adWORDPROCESSOR | xywsr |
| CSV_Fmt | 180 | 153 | CSV (Comma Separated Values) | text/csv | CSV | adSPREADSHEET | csvsr |
| IBM_Writing_Assistant_Fmt | 181 | 154 | IBM Writing Assistant | | IWA | adWORDPROCESSOR | stringssr |
| WordStar_2000_Fmt | 182 | 155 | WordStar 2000 | | WS2 | adWORDPROCESSOR | stringssr |
| HP_PCL_Fmt | 183 | 157 | HP Printer Command Language (PCL) | application/pcl | PCL, PRN | adVECTORGRAPHIC | |
| UNIX_Exe_PreSysV_VAX_Fmt | 184 | 158 | UNIX executable (PDP-11/pre-System V VAX) | application/octet-stream | | adEXECUTABLE | |
| UNIX_Exe_Basic_16_Fmt | 185 | 158 | UNIX executable (Basic-16) | application/octet-stream | | adEXECUTABLE | |
| UNIX_Exe_x86_Fmt | 186 | 158 | UNIX executable (x86) | application/octet-stream | | adEXECUTABLE | |
| UNIX_Exe_iAPX_286_Fmt | 187 | 158 | UNIX executable (iAPX 286) | application/octet-stream | | adEXECUTABLE | |
| UNIX_Exe_MC68k_Fmt | 188 | 158 | UNIX executable (MC680x0) | application/octet-stream | | adEXECUTABLE | |
| UNIX_Exe_3B20_Fmt | 189 | 158 | UNIX executable (3B20) | application/octet-stream | | adEXECUTABLE | |
| UNIX_Exe_WE32000_Fmt | 190 | 158 | UNIX executable (WE32000) | application/octet-stream | | adEXECUTABLE | |
| UNIX_Exe_VAX_Fmt | 191 | 158 | UNIX executable (VAX) | application/octet-stream | | adEXECUTABLE | |
| UNIX_Exe_Bell_5_Fmt | 192 | 158 | UNIX executable (Bell 5.0) | application/octet-stream | | adEXECUTABLE | |
| UNIX_Obj_VAX_Demand_Fmt | 193 | 159 | UNIX object module (VAX Demand) | | | adOBJECTMODULE | |
| UNIX_Obj_MS8086_Fmt | 194 | 159 | UNIX object module (old MS 8086) | | | adOBJECTMODULE | |
| UNIX_Obj_Z8000_Fmt | 195 | 159 | UNIX object module (Z8000) | | | adOBJECTMODULE | |
| AU_Audio_Fmt | 196 | 161 | NeXT/Sun Audio Data | audio/basic | AU, SND | adSOUND | MCI |
| NeWS_Font_Fmt | 197 | 162 | NeWS bitmap font | | | adFONT | |
| cpio_Archive_CRChdr_Fmt | 198 | 163 | cpio archive (CRC Header) | application/x-cpio | CPIO | adENCAPSULATION | |
| cpio_Archive_CHRhdr_Fmt | 199 | 163 | cpio archive (CHR Header) | application/x-cpio | CPIO | adENCAPSULATION | |
| PEX_Binary_Archive_Fmt | 200 | 164 | SUN PEX Binary Archive | | | adENCAPSULATION | |
| Sun_vfont_Fmt | 201 | 165 | SUN vfont Definition | | | adFONT | |
| Curses_Screen_Fmt | 202 | 166 | Curses Screen Image | | | adRASTERIMAGE | |
| UUEncoded_Fmt | 203 | 167 | UU-encoded text | text/x-uuencode | UUE | adENCAPSULATION | uudsr |
| WriteNow_Fmt | 204 | 168 | WriteNow MAC | | | adWORDPROCESSOR | stringssr |
| PC_Obj_Fmt | 205 | 169 | DOS/Windows Object Module | application/octet-stream | OBJ, EXP | adOBJECTMODULE | |
| Windows_Group_Fmt | 206 | 170 | Windows Group | | GRP | adMISC | |

XML Export SDK C Programming Guide
Appendix A: Supported Formats

| Format Name | Number | Category | Description | MIME Type | Extension | File Class | Readers |
|------------------------|--------|----------|---|--------------------------|-----------|-----------------|--|
| TrueType_Font_Fmt | 207 | 171 | TrueType Font | application/x-font-ttf | TTF | adFONT | |
| Windows_PIF_Fmt | 208 | 172 | Program Information File (PIF) | application/octet-stream | PIF | adMISC | |
| MS_COM_Executable_Fmt | 209 | 173 | PC (.COM) | application/octet-stream | COM | adEXECUTABLE | |
| Stuftit_Fmt | 210 | 175 | Stuftit (MAC) | application/x-stuftit | HQX | adENCAPSULATION | |
| PeachCalc_Fmt | 211 | 176 | PeachCalc | | CAL | adSPREADSHEET | |
| Wang_GDL_Fmt | 212 | 177 | WANG Office GDL Header | | | adENCAPSULATION | |
| Q_A_DOS_Fmt | 213 | 179 | Symantec Q&A for DOS | application/x-qa-write | | adWORDPROCESSOR | stringssr |
| Q_A_Win_Fmt | 214 | 180 | Symantec Q&A for Windows | application/x-qa-write | JW | adWORDPROCESSOR | stringssr |
| WPS_PLUS_Fmt | 215 | 181 | WPS-PLUS | application/vnd.ms-wpl | WPL | adWORDPROCESSOR | stringssr |
| DCX_Fmt | 216 | 182 | DCX FAX Format(PCX images) | image/dcx | DCX | adFAXFORMAT | kpdcxrdr |
| OLE_Fmt | 217 | 183 | OLE Compound Document | | OLE | adENCAPSULATION | olesr |
| EBCDIC_Fmt | 218 | 186 | EBCDIC Text | application/ebcdic | | adWORDPROCESSOR | |
| DCS_Fmt | 219 | 187 | DCS | | | adWORDPROCESSOR | |
| UNIX_SHAR_Fmt | 220 | 190 | SHAR shell archive format | application/x-shar | SHAR | adENCAPSULATION | |
| Lotus_Notes_BitMap_Fmt | 221 | 191 | Lotus Notes Bitmap | | | adRASTERIMAGE | |
| Lotus_Notes_CDF_Fmt | 222 | 193 | Lotus Notes CDF | application/cdf | CDF | adWORDPROCESSOR | stringssr |
| Compress_Fmt | 223 | 192 | UNIX Compress archive | application/x-compress | Z | adENCAPSULATION | kvzee , kvzeesr |
| GZ_Compress_Fmt | 224 | 198 | GZ Compress archive | application/gzip | GZ | adENCAPSULATION | kvgz , kvgzsr |
| TAR_Fmt | 225 | 194 | TAR (tape archive) | application/tar | TAR | adENCAPSULATION | tarsr |
| ODIF_FOD26_Fmt | 226 | 196 | Open Document Architecture (ODA / ODIF) FOD26 | application/oda | F26 | adWORDPROCESSOR | |
| ODIF_FOD36_Fmt | 227 | 196 | Open Document Architecture (ODA / ODIF) FOD36 | application/oda | F36 | adWORDPROCESSOR | |
| ALIS_Fmt | 228 | 197 | ALIS | | | adWORDPROCESSOR | |
| Envoy_Fmt | 229 | 199 | WordPerfect Envoy | application/envoy | EVY | adWORDPROCESSOR | |
| PDF_Fmt | 230 | 200 | Adobe PDF (Portable Document Format) | application/pdf | PDF | adWORDPROCESSOR | kppdf2rdr , kppdfdrdr , pdf2sr , pdfsr |
| BinHex_Fmt | 231 | 206 | BinHex | application/mac-binhex40 | HQX | adENCAPSULATION | kvhqxsr |
| SMTP_Fmt | 232 | 207 | SMTP (Text Mail / Outlook Express) | message/rfc822 | SMTP | adENCAPSULATION | emlsr |
| MIME_Fmt | 233 | 208 | MIME (EML / MBX email) ¹ | message/rfc822 | EML, MBX | adENCAPSULATION | mbxsr |
| USENET_Fmt | 234 | 264 | USENET | message/news | | adWORDPROCESSOR | |

XML Export SDK C Programming Guide
Appendix A: Supported Formats

| Format Name | Number | Category | Description | MIME Type | Extension | File Class | Readers |
|------------------------------|--------|----------|--------------------------------------|----------------------------|-----------------|-----------------|--|
| SGML_Fmt | 235 | 209 | SGML | text/sgml | SGML | adWORDPROCESSOR | afsr |
| HTML_Fmt | 236 | 210 | HTML | text/html | HTM, HTML | adWORDPROCESSOR | htmsr |
| ACT_Fmt | 237 | 211 | ACT! CRM software | | ACT | adWORDPROCESSOR | |
| PNG_Fmt | 238 | 213 | Portable Network Graphics (PNG) | image/png | PNG | adRASTERIMAGE | kppngrdr , pngsr |
| MS_Video_Fmt | 239 | 214 | Video for Windows (AVI) | video/avi | AVI | adMOVIE | MCI |
| Windows_Animated_Cursor_Fmt | 240 | 215 | Windows Animated Cursor | | ANI | adRASTERIMAGE | kpanirdr |
| Windows_CPP_Obj_Storage_Fmt | 241 | 216 | Windows C++ Object Storage | | | adMIXED | |
| Windows_Palette_Fmt | 242 | 217 | Windows Palette | | PAL | adRASTERIMAGE | |
| RIFF_DIB_Fmt | 243 | 218 | RIFF Device Independent Bitmap | | | adRASTERIMAGE | |
| RIFF_MIDI_Fmt | 244 | 219 | RIFF MIDI | audio/midi | RMI | adSOUND | |
| RIFF_Multimedia_Movie_Fmt | 245 | 220 | RIFF Multimedia Movie | | MMM | adMOVIE | |
| MPEG_Fmt | 246 | 221 | MPEG Movie | video/mpeg | | adMOVIE | |
| QuickTime_Fmt | 247 | 222 | QuickTime Movie, MPEG-4 audio | video/quicktime | MOV, QT, MP4 | adMOVIE | MCI , mpeg4sr |
| AIFF_Fmt | 248 | 223 | Audio Interchange File Format (AIFF) | audio/aiff | AIF, AIFF, AIFC | adSOUND | MCI , aifsr |
| Amiga_MOD_Fmt | 249 | 224 | Amiga MOD | | MOD | adSOUND | |
| Amiga_IFF_8SVX_Fmt | 250 | 225 | Amiga IFF (8SVX) Sound | audio/x-8svx | IFF | adSOUND | |
| Creative_Voice_Audio_Fmt | 251 | 226 | Creative Voice (VOC) | | VOC | adSOUND | |
| AutoDesk_Animator_FLI_Fmt | 252 | 229 | AutoDesk Animator FLIC | video/x-fli | FLI | adANIMATION | |
| AutoDesk_AnimatorPro_FLC_Fmt | 253 | 230 | AutoDesk Animator Pro FLIC | video/x-flc | FLC | adANIMATION | |
| Compactor_Archive_Fmt | 254 | 233 | Compactor / Compact Pro | application/mac-compactpro | | adENCAPSULATION | |
| VRML_Fmt | 255 | 234 | VRML | model/vrml | WRL | adVECTORGRAPHIC | |
| QuickDraw_3D_Metafile_Fmt | 256 | 235 | QuickDraw 3D Metafile | | | adVECTORGRAPHIC | |
| PGP_Secret_Keyring_Fmt | 257 | 236 | PGP secret key | application/pgp | | adENCAPSULATION | |
| PGP_Public_Keyring_Fmt | 258 | 237 | PGP public key | application/pgp | | adENCAPSULATION | |
| PGP_Encrypted_Data_Fmt | 259 | 238 | PGP encrypted data | application/pgp | | adENCAPSULATION | |
| PGP_Signed_Data_Fmt | 260 | 239 | PGP signed data | application/pgp | | adENCAPSULATION | |
| PGP_SignedEncrypted_Data_Fmt | 261 | 240 | PGP signed and encrypted data | application/pgp | | adENCAPSULATION | |
| PGP_Sign_Certificate_Fmt | 262 | 241 | PGP signature certificate | application/pgp-signature | SIG | adENCAPSULATION | |
| PGP_Compressed_Data_Fmt | 263 | 246 | PGP compressed data | application/pgp | | adENCAPSULATION | |
| PGP_ASCII_Public_Keyring_Fmt | 264 | 242 | ASCII-armored PGP public key | application/pgp | PGP | adENCAPSULATION | |

XML Export SDK C Programming Guide
Appendix A: Supported Formats

| Format Name | Number | Category | Description | MIME Type | Extension | File Class | Readers |
|----------------------------|--------|----------|-------------------------------------|---------------------------------|-----------------|-----------------|------------------------------------|
| PGP_ASCII_Encoded_Fmt | 265 | 243 | ASCII-armored PGP-encoded message | application/pgp | | adENCAPSULATION | |
| PGP_ASCII_Signed_Fmt | 266 | 244 | ASCII-armored PGP signed | application/pgp | | adENCAPSULATION | |
| OLE_DIB_Fmt | 267 | 245 | OLE DIB object | | | adRASTERIMAGE | |
| SGI_Image_Fmt | 268 | 247 | SGI RGB Image | image/sgi | RGB | adRASTERIMAGE | kpsgirDr |
| Lotus_ScreenCam_Fmt | 269 | 248 | Lotus ScreenCam | application/vnd.lotus-screencam | SCM | adANIMATION | |
| MPEG_Audio_Fmt | 270 | 249 | MPEG-1 Audio layer3 (MP3) | audio/mpeg | MPEGA, MPG, MP3 | adSOUND | MCI, mp3sr |
| FTP_Software_Session_Fmt | 271 | 250 | FTP Session Data | | STE | adCOMMUNICATION | |
| Netscape_Bookmark_File_Fmt | 272 | 210 | Netscape Bookmark File | text/html | | adWORDPROCESSOR | htmsr |
| Corel_Draw_CMX_Fmt | 273 | 252 | Corel CMX | application/cmx | CMX | adVECTORGRAPHIC | |
| AutoDesk_DWG_Fmt | 274 | 253 | AutoDesk AutoCAD Drawing (DWG) | image/x-dwg | DWG | adVECTORGRAPHIC | kpDWGrDr, kpODArDr |
| AutoDesk_WHIP_Fmt | 275 | 254 | AutoDesk WHIP | | WHP | adVECTORGRAPHIC | |
| Macromedia_Director_Fmt | 276 | 255 | Macromedia Shockwave/Adobe Director | application/x-director | DCR, DXR, DIR | adANIMATION | |
| Real_Audio_Fmt | 277 | 256 | Real Audio | audio/x-pn-realaudio | RM, RA | adSOUND | |
| MSDOS_Device_Driver_Fmt | 278 | 257 | MSDOS Device Driver | application/octet-stream | SYS | adEXECUTABLE | |
| Micrografx_Designer_Fmt | 279 | 258 | Micrografx Designer | | DSF | adVECTORGRAPHIC | |
| SVF_Fmt | 280 | 259 | Simple Vector Format (SVF) | image/x-svf | SVF | adVECTORGRAPHIC | |
| Applix_Words_Fmt | 281 | 261 | Applix Words | application/x-applix-word | AW | adWORDPROCESSOR | awsr |
| Applix_Graphics_Fmt | 282 | 262 | Applix Graphics | | AG | adPRESENTATION | kpagrDr |
| MS_Access_Fmt | 283 | 263 | Microsoft Access (versions 1 and 2) | application/x-msaccess | MDB | adDATABASE | mdbsr |
| MS_Access_95_Fmt | 284 | 263 | Microsoft Access 95 | application/msaccess | MDB | adDATABASE | mdbsr |
| MS_Access_97_Fmt | 285 | 263 | Microsoft Access 97 | application/msaccess | MDB | adDATABASE | mdbsr |
| MacBinary_Fmt | 286 | 265 | MacBinary | application/x-macbinary | BIN | adENCAPSULATION | macbinsr |
| Apple_Single_Fmt | 287 | 266 | Apple Single | | | adENCAPSULATION | |
| Apple_Double_Fmt | 288 | 267 | Apple Double | multipart/appledouble | AD | adENCAPSULATION | |
| Enhanced_Metafile_Fmt | 289 | 270 | Enhanced Metafile | image/x-emf | EMF | adVECTORGRAPHIC | kpemfrDr |
| MS_Office_Drawing_Fmt | 290 | 271 | Microsoft Office Drawing | | | adVECTORGRAPHIC | kpmsordr |
| XML_Fmt | 291 | 285 | XML | text/xml | XML | adWORDPROCESSOR | xmIsr |
| DeVice_Independent_Fmt | 292 | 274 | DeVice Independent file (DVI) | application/x-dvi | DVI | adVECTORGRAPHIC | |

XML Export SDK C Programming Guide
Appendix A: Supported Formats

| Format Name | Number | Category | Description | MIME Type | Extension | File Class | Readers |
|------------------------------|--------|----------|---|----------------------------------|--------------------|-----------------|--------------------------|
| Unicode_Fmt | 293 | 275 | Unicode text file | text/plain | UNI | adWORDPROCESSOR | unisr |
| Lotus_123_Worksheet_Fmt | 294 | 81 | Lotus 1-2-3 | application/x-lotus-123 | WKS, WK1, WK3, WK4 | adSPREADSHEET | wkssr |
| Lotus_123_Format_Fmt | 295 | 81 | Lotus 1-2-3 Formatting | application/x-123 | FM3 | adSPREADSHEET | l123sr |
| Lotus_123_97_Fmt | 296 | 81 | Lotus 1-2-3 97 | application/x-lotus-123 | 123 | adSPREADSHEET | l123sr |
| Lotus_Word_Pro_96_Fmt | 297 | 268 | Lotus Word Pro 96 | application/vnd.lotus-wordpro | LWP, MWP | adWORDPROCESSOR | lwpsr |
| Lotus_Word_Pro_97_Fmt | 298 | 268 | Lotus Word Pro 97 | application/vnd.lotus-wordpro | LWP, MWP | adWORDPROCESSOR | lwpsr |
| Freelance_DOS_Fmt | 299 | 140 | Lotus Freelance for DOS | application/x-freelance | PRZ | adPRESENTATION | kppzrdr |
| Freelance_Win_Fmt | 300 | 140 | Lotus Freelance for Windows | application/x-freelance | PRE, FLW | adPRESENTATION | kpprerdr |
| Freelance_OS2_Fmt | 301 | 140 | Lotus Freelance for OS/2 | application/x-freelance | PRS | adPRESENTATION | kpprerdr |
| Freelance_96_Fmt | 302 | 140 | Lotus Freelance 96 | application/x-freelance | PRZ | adPRESENTATION | kppzrdr |
| Freelance_97_Fmt | 303 | 140 | Lotus Freelance 97 | application/x-freelance | PRZ | adPRESENTATION | kppzrdr |
| MS_Word_95_Fmt | 304 | 189 | Microsoft Word 95 | application/msword | DOC | adWORDPROCESSOR | mw6sr |
| MS_Word_97_Fmt | 305 | 269 | Microsoft Word 97 | application/msword | DOC, WPS, WBK | adWORDPROCESSOR | mw8sr |
| Excel_Fmt | 306 | 90 | Microsoft Excel (up to version 5) | application/x-ms-excel | XLS | adSPREADSHEET | xlssr |
| Excel_Chart_Fmt | 307 | 90 | Microsoft Excel (up to version 5) chart | application/x-ms-excel | XLC | adSPREADSHEET | xlssr |
| Excel_Macro_Fmt | 308 | 90 | Microsoft Excel (up to version 5) macro | application/vnd.ms-excel | XLM | adSPREADSHEET | xlssr |
| Excel_95_Fmt | 309 | 188 | Microsoft Excel 95 | application/x-ms-excel | XLS | adSPREADSHEET | xlssr |
| Excel_97_Fmt | 310 | 188 | Microsoft Excel 97 | application/x-ms-excel | XLS, XLR | adSPREADSHEET | xlssr |
| Corel_Presentations_Fmt | 311 | 127 | Corel Presentations | application/x-corelpresentations | SHW, PRC | adPRESENTATION | kpsrwrdr |
| Harvard_Graphics_Fmt | 312 | 131 | Harvard Graphics | | PR4 | adPRESENTATION | |
| Harvard_Graphics_Chart_Fmt | 313 | 131 | Harvard Graphics Chart | | CH3, CHT | adVECTORGRAPHIC | |
| Harvard_Graphics_Symbol_Fmt | 314 | 131 | Harvard Graphics Symbol File (v3) | | SY3 | adVECTORGRAPHIC | |
| Harvard_Graphics_Cfg_Fmt | 315 | 131 | Harvard Graphics Configuration File | | | adVECTORGRAPHIC | |
| Harvard_Graphics_Palette_Fmt | 316 | 131 | Harvard Graphics Palette | | PL | adVECTORGRAPHIC | |
| Lotus_123_R9_Fmt | 317 | 81 | Lotus 1-2-3 Release 9 | application/x-lotus-123 | 123 | adSPREADSHEET | l123sr |
| Applix_Spreadsheets_Fmt | 318 | 278 | Applix Spreadsheets | application/x-applix-spreadsheet | AS | adSPREADSHEET | assr |
| MS_Pocket_Word_Fmt | 319 | 45 | Microsoft Pocket Word for Handheld PC | | PWD | adWORDPROCESSOR | rtfsr |
| MS_DIB_Fmt | 320 | 279 | Microsoft Device Independent | image/bmp | DIB | adRASTERIMAGE | |

XML Export SDK C Programming Guide
Appendix A: Supported Formats

| Format Name | Number | Category | Description | MIME Type | Extension | File Class | Readers |
|---------------------|--------|----------|--|-------------------------------|---------------|-----------------|--|
| | | | Bitmap | | | | |
| MS_Word_2000_Fmt | 321 | 269 | Microsoft Word 2000 | application/msword | DOC | adWORDPROCESSOR | mw8sr |
| Excel_2000_Fmt | 322 | 188 | Microsoft Excel 2000 | application/x-ms-excel | XLS | adSPREADSHEET | xlssr |
| PowerPoint_2000_Fmt | 323 | 272 | Microsoft PowerPoint 2000 | application/x-ms-powerpoint | PPT | adPRESENTATION | kpp97rdr |
| MS_Access_2000_Fmt | 324 | 263 | Microsoft Access 2000 | application/x-msaccess | MDB | adDATABASE | mdbsr |
| MS_Project_4_Fmt | 325 | 281 | Microsoft Project 4 | | MPP | adSCHEDULE | mppsrs |
| MS_Project_41_Fmt | 326 | 281 | Microsoft Project 4.1 | | MPP | adSCHEDULE | mppsrs |
| MS_Project_98_Fmt | 327 | 281 | Microsoft Project 98 | application/vnd.ms-project | MPP | adSCHEDULE | mppsrs |
| Folio_Flat_Fmt | 328 | 282 | Folio Flat File | | FFF | adWORDPROCESSOR | foliosr |
| HWP_Fmt | 329 | 283 | Haansoft Hangul HWP (Arae-Ah Hangul) | application/x-hwp | HWP | adWORDPROCESSOR | hwposr , hwpsr |
| ICHITARO_Fmt | 330 | 284 | ICHITARO (v4-10) | application/x-ichitaro | JTD | adWORDPROCESSOR | jtdsr |
| IS_XML_Fmt | 331 | 273 | Extended or Custom XML | text/xml | XML | adWORDPROCESSOR | |
| Oasys_Fmt | 332 | 286 | Fujitsu OASYS | application/vnd.fujitsu.oasys | OAS, OA2, OA3 | adWORDPROCESSOR | oa2sr |
| PBM_ASC_Fmt | 333 | 287 | Portable Bitmap Utilities ASCII format (PBM) | image/pbm | PBM, PNM | adRASTERIMAGE | |
| PBM_BIN_Fmt | 334 | 287 | Portable Bitmap Utilities BINARY format (PBM) | image/pbm | PBM, PNM | adRASTERIMAGE | |
| PGM_ASC_Fmt | 335 | 288 | Portable Greymap Utilities ASCII format (PGM) | image/x-pgm | PGM, PNM | adRASTERIMAGE | |
| PGM_BIN_Fmt | 336 | 288 | Portable Greymap Utilities BINARY format (PGM) | image/x-pgm | PGM, PNM | adRASTERIMAGE | |
| PPM_ASC_Fmt | 337 | 289 | Portable Pixmap Utilities ASCII format (PPM) | image/x-portable-pixmap | PPM, PNM | adRASTERIMAGE | |
| PPM_BIN_Fmt | 338 | 289 | Portable Pixmap Utilities BINARY format (PPM) | image/x-portable-pixmap | PPM, PNM | adRASTERIMAGE | |
| XBM_Fmt | 339 | 290 | X-Window X Bitmap format (XBM) | image/x-bitmap | XBM | adRASTERIMAGE | |
| XPM_Fmt | 340 | 291 | X-Window X Pixmap format (XPM) | image/xpm | XPM | adRASTERIMAGE | |
| FPX_Fmt | 341 | 292 | Kodak FlashPix FPX Image format | image/fpx | FPX | adRASTERIMAGE | olesr |
| PCD_Fmt | 342 | 293 | PCD Image format | image/pcd | PCD | adRASTERIMAGE | |
| MS_Visio_Fmt | 343 | 294 | Microsoft Visio (up to version 11) | image/x-vsd | VSD | adPRESENTATION | kpVSD2rdr , vsdsr |
| MS_Project_2000_Fmt | 344 | 281 | Microsoft Project 2000 | application/vnd.ms-project | MPP | adSCHEDULE | mppsrs |

XML Export SDK C Programming Guide
Appendix A: Supported Formats

| Format Name | Number | Category | Description | MIME Type | Extension | File Class | Readers |
|-------------------------|--------|----------|--|---------------------------------|------------------------|-------------------------------|---|
| MS_Outlook_Fmt | 345 | 295 | Microsoft Outlook message | application/vnd.ms-outlook | MSG, OFT | adENCAPSULATION | msgsr |
| ELF_Relocatable_Fmt | 346 | 159 | ELF Relocatable | application/octet-stream | O | adOBJECTMODULE | |
| ELF_Executable_Fmt | 347 | 158 | ELF Executable | application/octet-stream | | adEXECUTABLE | |
| ELF_Dynamic_Lib_Fmt | 348 | 160 | ELF Dynamic Library | application/octet-stream | SO | adLIBRARY | |
| MS_Word_XML_Fmt | 349 | 285 | Microsoft Word 2003 XML | text/xml | XML | adWORDPROCESSOR | xmlsr |
| MS_Excel_XML_Fmt | 350 | 285 | Microsoft Excel 2003 XML | text/xml | XML | adWORDPROCESSOR | xmlsr |
| MS_Visio_XML_Fmt | 351 | 285 | Microsoft Visio 2003 XML | text/xml | VDX | adWORDPROCESSOR | xmlsr |
| SO_Text_XML_Fmt | 352 | 314 | OpenDocument format (OpenOffice 1/StarOffice 6,7) Text XML | application/vnd.sun.xml.writer | SXW | adWORDPROCESSOR | odfwpsr |
| SO_Spreadsheet_XML_Fmt | 353 | 315 | OpenDocument format (OpenOffice 1/StarOffice 6,7) Spreadsheet XML | application/vnd.sun.xml.calc | SXC, STC | adSPREADSHEET | sosr |
| SO_Presentation_XML_Fmt | 354 | 316 | OpenDocument format (OpenOffice 1/StarOffice 6,7) Presentation XML | application/vnd.sun.xml.impress | SXD, SXI | adPRESENTATION | kpodfrdr |
| XHTML_Fmt | 355 | 296 | XHTML | text/xhtml | XML, XHTML, XHT | adWORDPROCESSOR | |
| MS_OutlookPST_Fmt | 356 | 297 | Microsoft Outlook Personal Folders File (.pst) | application/vnd.ms-outlook-pst | PST | adENCAPSULATION | pstnsr , pstsr , pstxsr |
| RAR_Fmt | 357 | 298 | RAR archive format | application/x-rar-compressed | RAR, REV, R00, R01 | adENCAPSULATION, adEXECUTABLE | rarsr |
| Lotus_Notes_NSF_Fmt | 358 | 299 | IBM Lotus Notes Database NSF/NTF | application/x-lotus-notes | NSF | adENCAPSULATION | nsfsr |
| Macromedia_Flash_Fmt | 359 | 300 | Macromedia Flash (.swf) | application/x-shockwave-flash | SWF, SWD | adWORDPROCESSOR | swfsr |
| MS_Word_2007_Fmt | 360 | 301 | Microsoft Word 2007 XML - Docx | application/x-ms-word07 | DOCX, DOTX | adWORDPROCESSOR | mwxsr |
| MS_Excel_2007_Fmt | 361 | 302 | Microsoft Excel 2007 XML | application/x-ms-excel07 | XLSX, XLTX | adSPREADSHEET | xlsxsr |
| MS_PPT_2007_Fmt | 362 | 303 | Microsoft PowerPoint 2007 XML | application/x-ms-powerpoint07 | PPTX, POTX, PPSX | adPRESENTATION | kpppxrdr |
| OpenPGP_Fmt | 363 | 304 | OpenPGP/GPG Message Format (with new packet format) | application/pgp-encrypted | GPG, PGP | adENCAPSULATION | |
| Intergraph_V7_DGN_Fmt | 364 | 305 | Intergraph Standard File Format (ISFF) V7 DGN (non-OLE) | | DGN | adVECTORGRAPHIC | |
| MicroStation_V8_DGN_Fmt | 365 | 306 | MicroStation V8 DGN (OLE) | | DGN | adVECTORGRAPHIC | olesr |
| MS_Word_Macro_2007_Fmt | 366 | 307 | Microsoft Word Macro 2007 XML | application/x-ms-word07m | DOCM, DOTM | adWORDPROCESSOR | mwxsr |
| MS_Excel_Macro_2007_Fmt | 367 | 308 | Microsoft Excel Macro 2007 XML | application/x-ms-excel07m | XLSM, XLTM, XLAM | adSPREADSHEET | xlsxsr |
| MS_PPT_Macro_2007_Fmt | 368 | 309 | Microsoft PPT Macro 2007 XML | application/x-ms-powerpoint07m | PPTM, POTM, PPSM, PPAM | adPRESENTATION | kpppxrdr |
| LZH_Fmt | 369 | 310 | LZH Archive | application/x-lzh-compressed | LZH, LHA | adENCAPSULATION | lzhsr |

XML Export SDK C Programming Guide
Appendix A: Supported Formats

| Format Name | Number | Category | Description | MIME Type | Extension | File Class | Readers |
|---------------------------|--------|----------|--|---|----------------------------------|-------------------------------|----------|
| Office_2007_Fmt | 370 | 311 | Office 2007 document that cannot be further classified (often RMS-encrypted) | | DOCX, XLSX, PPTX, XLSB | adMISC | |
| MS_XPS_Fmt | 371 | 312 | Microsoft Open XML Paper Specification (XPS/OXPS) | application/vnd.ms-xpsdocument | XPS, OXPS | adWORDPROCESSOR | xpsr |
| Lotus_Domino_DXL_Fmt | 372 | 313 | IBM Domino Data in XML format (.dxl) | application/x-dxlfile | DXL | adENCAPSULATION | dxlsr |
| ODF_Text_Fmt | 373 | 314 | ODF Text | application/vnd.oasis.opendocument.text | ODT | adWORDPROCESSOR | odfwpsr |
| ODF_Spreadsheet_Fmt | 374 | 315 | ODF Spreadsheet | application/vnd.oasis.opendocument.spreadsheet | ODS | adSPREADSHEET | odfsssr |
| ODF_Presentation_Fmt | 375 | 316 | ODF Presentation | application/vnd.oasis.opendocument.presentation | ODP | adPRESENTATION | kpodfrdr |
| Legato_Extender_ONM_Fmt | 376 | 317 | Legato Extender Native Message ONM | application/x-lotus-notes | ONM | adENCAPSULATION | onmsr |
| bin_Unknown_Fmt | 377 | 318 | Bin unknown format (.xxx) | | | adWORDPROCESSOR | |
| TNEF_Fmt | 378 | 319 | Transport Neutral Encapsulation Format (TNEF) | application/vnd.ms-tnef | | adENCAPSULATION | tnefsr |
| CADAM_Drawing_Fmt | 379 | 320 | CADAM Drawing | | CDD | adVECTORGRAPHIC | |
| CADAM_Drawing_Overlay_Fmt | 380 | 321 | CADAM Drawing Overlay | | CDO | adVECTORGRAPHIC | |
| NURSTOR_Drawing_Fmt | 381 | 322 | NURSTOR Drawing | | NUR | adVECTORGRAPHIC | |
| HP_GLP_Fmt | 382 | 323 | HP Graphics Language (Plotter) | vector/x-hpgl2 | HPG | adVECTORGRAPHIC | |
| ASF_Fmt | 383 | 324 | Advanced Systems Format (ASF) | application/x-ms-asf | ASF | adMISC | asfsr |
| WMA_Fmt | 384 | 325 | Windows Media Audio Format (WMA) | audio/x-ms-wma | WMA | adSOUND | asfsr |
| WMV_Fmt | 385 | 326 | Windows Media Video Format (WMV) | video/x-ms-wmv | WMV | adMOVIE | asfsr |
| EMX_Fmt | 386 | 327 | Legato EMailXtender Archives Format (EMX) | | EMX | adENCAPSULATION | emxsr |
| Z7Z_Fmt | 387 | 328 | 7-Zip archive (7z) | application/7z | 7Z | adENCAPSULATION, adEXECUTABLE | z7zsr |
| MS_Excel_Binary_2007_Fmt | 388 | 329 | Microsoft Excel Binary 2007 | application/vnd.ms-excel.sheet.binary.macroenabled.12 | XLSB | adSPREADSHEET | xlsbsr |
| CAB_Fmt | 389 | 330 | Microsoft Cabinet File (CAB) | application/vnd.ms-cab-compressed | CAB | adENCAPSULATION | cabsr |
| CATIA_Fmt | 390 | 331 | CATIA Formats (CAT*) | | CATPART, CATPRODUCT ² | adVECTORGRAPHIC | kpCATrdr |
| YIM_Fmt | 391 | 332 | Yahoo! Instant Messenger History | | DAT | adWORDPROCESSOR | yimsr |
| ODF_Drawing_Fmt | 392 | 316 | ODF Drawing/Graphics | application/vnd.oasis.opendocument.graphics | ODG | adVECTORGRAPHIC | kpodfrdr |
| Founder_CEB_Fmt | 393 | 333 | Founder Chinese E-paper Basic | application/ceb | CEB | adWORDPROCESSOR | cebsr |

XML Export SDK C Programming Guide
Appendix A: Supported Formats

| Format Name | Number | Category | Description | MIME Type | Extension | File Class | Readers |
|-------------------------|--------|----------|---|-------------------------------------|--------------------------------|-----------------|---------------------------|
| | | | (ceb) | | | | |
| QPW_Fmt | 394 | 334 | Corel Quattro Pro 9+ for Windows | application/quattro-pro | QPW | adSPREADSHEET | qpwsr |
| MHT_Fmt | 395 | 335 | MIME HTML MHTML format (MHT) ¹ | multipart/related | MHT, MHTML | adWORDPROCESSOR | mhstr |
| MDI_Fmt | 396 | 336 | Microsoft Document Imaging Format | image/vnd.ms-modi | MDI | adRASTERIMAGE | |
| GRV_Fmt | 397 | 337 | Microsoft Office Groove Format | application/vnd.groove-injector | GRV | adWORDPROCESSOR | |
| IWWP_Fmt | 398 | 338 | Apple iWork Pages format | application/vnd.apple.pages | PAGES | adWORDPROCESSOR | iwwpsr |
| IWSS_Fmt | 399 | 339 | Apple iWork Numbers format | application/vnd.apple.numbers | NUMBERS | adSPREADSHEET | iwsssr |
| IWPG_Fmt | 400 | 340 | Apple iWork Keynote format | application/vnd.apple.keynote | KEY | adPRESENTATION | kplWPGrdr |
| BKF_Fmt | 401 | 341 | Microsoft Windows Backup File | | BKF | adENCAPSULATION | bkfsr |
| MS_Access_2007_Fmt | 402 | 342 | Microsoft Access 2007 | application/msaccess | ACCDB | adDATABASE | mdbsr |
| ENT_Fmt | 403 | 343 | Microsoft Entourage Database Format | | | adENCAPSULATION | entsr |
| DMG_Fmt | 404 | 344 | Mac Disk Copy Disk Image File | application/x-apple-diskimage | DMG, ISO, IMAGE | adENCAPSULATION | dmgsr |
| CWK_Fmt | 405 | 345 | AppleWorks (Claris Works) File | application/appleworks | CWK | adWORDPROCESSOR | stringssr |
| OO3_Fmt | 406 | 346 | Omni Outliner V3 File | | OO3 | adWORDPROCESSOR | oo3sr |
| OPML_Fmt | 407 | 347 | Omni Outliner OPML File | | OPML | adWORDPROCESSOR | oo3sr |
| Omni_Graffle_XML_Fmt | 408 | 348 | Omni Graffle XML File | | GRAFFLE | adVECTORGRAPHIC | kpGFLrdr |
| PSD_Fmt | 409 | 349 | Adobe Photoshop Document | image/vnd.adobe.photoshop | PSD, PSB | adRASTERIMAGE | psdsr |
| Apple_Binary_PLList_Fmt | 410 | 350 | Apple Binary Property List format | application/x-bplist | PLIST | adMISC | |
| Apple_iChat_Fmt | 411 | 351 | Apple iChat format | | ICHAT | adWORDPROCESSOR | ichatsr |
| OOUTLINE_Fmt | 412 | 352 | OOutliner File | | OOUTLINE | adWORDPROCESSOR | oo3sr |
| BZIP2_Fmt | 413 | 353 | Bzip 2 Compressed File | application/x-bzip2 | BZ2 | adENCAPSULATION | bzip2sr |
| ISO_Fmt | 414 | 354 | ISO-9660 CD Disc Image Format | application/x-iso9660-image | ISO | adENCAPSULATION | isosr |
| DocuWorks_Fmt | 415 | 355 | DocuWorks Format | application/vnd.fujixerox.docuworks | XDW | adWORDPROCESSOR | |
| RealMedia_Fmt | 416 | 356 | RealMedia Streaming Media | application/vnd.m-realmedia | RM, RA | adMOVIE | |
| AC3Audio_Fmt | 417 | 357 | AC3 Audio File Format | audio/ac3 | AC3 | adSOUND | |
| NEF_Fmt | 418 | 358 | Nero Encrypted File | | NEF | adENCAPSULATION | |
| SolidWorks_Fmt | 419 | 359 | SolidWorks Format Files | | SLDASM, SLDPRT, SLDDRW, SLDDRT | adVECTORGRAPHIC | olesr |
| XFDL_Fmt | 420 | 366 | Extensible Forms Description Language | application/x-xfdl | XFDL, XFD | adPRESENTATION | kpXFDLrdr |

XML Export SDK C Programming Guide
Appendix A: Supported Formats

| Format Name | Number | Category | Description | MIME Type | Extension | File Class | Readers |
|-------------------------|--------|----------|--|--------------------------------|---|-----------------|--|
| Apple_XML_PList_Fmt | 421 | 367 | Apple XML Property List format | application/x-plist | PLIST | adMISC | |
| OneNote_Fmt | 422 | 368 | Microsoft OneNote Note Format | application/onenote | ONE | adWORDPROCESSOR | onesr |
| IFilter_Fmt | 423 | 369 | iFilter | | | adWORDPROCESSOR | |
| Dicom_Fmt | 424 | 370 | Digital Imaging and Communications in Medicine (Dicom) | application/dicom | DCM | adRASTERIMAGE | dcmsr |
| EnCase_Fmt | 425 | 371 | Expert Witness Compression Format (EnCase) | | E01, L01, LX01 | adENCAPSULATION | encase2sr , encasesr |
| Scrap_Fmt | 426 | 372 | Shell Scrap Object File | | SHS | adENCAPSULATION | olesr |
| MS_Project_2007_Fmt | 427 | 373 | Microsoft Project 2007 | application/vnd.ms-project | MPP | adSCHEDULE | mppsrr |
| MS_Publisher_98_Fmt | 428 | 374 | Microsoft Publisher from version 98 | application/x-mspublisher | PUB | adDESKTOPPUBLSH | mspubsr |
| Skype_Fmt | 429 | 375 | Skype Log File | | DBB | adWORDPROCESSOR | skypesr |
| HL7_Fmt | 430 | 377 | Health level7 message | | HL7 | adWORDPROCESSOR | hl7sr |
| MS_OutlookOST_Fmt | 431 | 378 | Microsoft Outlook Offline Folders File (OST) | application/vnd.ms-outlook-pst | OST | adENCAPSULATION | pffsr |
| Epub_Fmt | 432 | 379 | Open Publication Structure electronic publication | application/epub+zip | EPUB | adWORDPROCESSOR | epubsr |
| MS_OEDBX_Fmt | 433 | 380 | Microsoft Outlook Express DBX Message Database | | DBX | adENCAPSULATION | dbxsr |
| BB_Activ_Fmt | 434 | 381 | BlackBerry Activation File | | DAT | adWORDPROCESSOR | |
| DiskImage_Fmt | 435 | 382 | Disk Image | | DMG | adENCAPSULATION | |
| Milestone_Fmt | 436 | 383 | Milestone Document | | MLS, ML3, ML4, ML5, ML6, ML7, ML8, ML9, MLA | adRASTERIMAGE | |
| E_Transcript_Fmt | 437 | 384 | RealLegal E-Transcript File | | PTX | adWORDPROCESSOR | |
| PostScript_Font_Fmt | 438 | 385 | PostScript Type 1 Font | application/x-font | PFB | adFONT | pfasr |
| Ghost_DiskImage_Fmt | 439 | 386 | Ghost Disk Image File | | GHO, GHS | adENCAPSULATION | |
| JPEG_2000_JP2_File_Fmt | 440 | 387 | JPEG-2000 JP2 File Format Syntax (ISO/IEC 15444-1) | image/jp2 | JP2, JPF, J2K, JPWL, JPX, PGX | adRASTERIMAGE | jp2000sr , kjp2000rdr |
| Unicode_HTML_Fmt | 441 | 388 | Unicode HTML | text/html | HTM, HTML | adWORDPROCESSOR | unihtmsr |
| CHM_Fmt | 442 | 389 | Microsoft Compiled HTML Help | application/x-chm | CHM | adENCAPSULATION | chmsr |
| EMCMF_Fmt | 443 | 390 | Documentum EMCMF format | | EMCMF | adENCAPSULATION | msgsr |
| MS_Access_2007_Tmpl_Fmt | 444 | 391 | Microsoft Access 2007 Template | | ACCDT | adDATABASE | |
| Jungum_Fmt | 445 | 392 | Samsung Electronics Jungum | application/jungum | GUL | adWORDPROCESSOR | |

XML Export SDK C Programming Guide
Appendix A: Supported Formats

| Format Name | Number | Category | Description | MIME Type | Extension | File Class | Readers |
|-------------------------|--------|----------|---|---------------------------------------|------------------|-----------------|---|
| | | | Global document | | | | |
| JBIG2_Fmt | 446 | 393 | JBIG2 File Format | image/jbig2 | JB2, JBIG2 | adRASTERIMAGE | kpJBIG2rdr |
| EFax_Fmt | 447 | 394 | eFax file | | EFX | adRASTERIMAGE | |
| AD1_Fmt | 448 | 395 | AD1 Evidence file | | AD1 | adENCAPSULATION | ad1sr |
| SketchUp_Fmt | 449 | 396 | Google SketchUp | | SKP | adVECTORGRAPHIC | |
| GWFS_Email_Fmt | 450 | 397 | GroupWise FileSurf email | | GWFS | adENCAPSULATION | gwfssr |
| JNT_Fmt | 451 | 398 | Windows Journal format | | JNT | adWORDPROCESSOR | |
| Yahoo_yChat_Fmt | 452 | 399 | Yahoo! Messenger chat log | | YCHAT | adWORDPROCESSOR | |
| PaperPort_MAX_File_Fmt | 453 | 400 | PaperPort MAX image file | image/max | MAX | adRASTERIMAGE | |
| ARJ_Fmt | 454 | 402 | ARJ (Archive by Robert Jung) file format | application/arj | ARJ | adENCAPSULATION | multiarcsr |
| RPMSG_Fmt | 455 | 403 | Microsoft Outlook Restricted Permission Message | application/x-microsoft-rpmsg-message | RPMSG | adENCAPSULATION | rpmsgsr |
| MAT_Fmt | 456 | 404 | MATLAB file format | application/x-matlab-data | MAT, FIG | adWORDPROCESSOR | |
| SGY_Fmt | 457 | 405 | SEG-Y Seismic Data format | | SGY, SEGY | adWORDPROCESSOR | |
| CDXA_MPEG_PS_Fmt | 458 | 406 | MPEG-PS container with CDXA stream | video/mpeg | MPG | adMOVIE | |
| EVT_Fmt | 459 | 407 | Microsoft Windows NT Event Log | | EVT | adMISC | |
| EVTX_Fmt | 460 | 408 | Microsoft Windows Vista Event Log | | EVTX | adMISC | |
| MS_OutlookOLM_Fmt | 461 | 409 | Microsoft Outlook for Macintosh format | | OLM | adENCAPSULATION | olmsr |
| WARC_Fmt | 462 | 410 | Web ARChive | application/warc | WARC | adENCAPSULATION | |
| JAVACLASS_Fmt | 463 | 411 | Java Class format | application/x-java-class | CLASS | adWORDPROCESSOR | |
| VCF_Fmt | 464 | 412 | Microsoft Outlook vCard file format | text/vcard | VCF | adWORDPROCESSOR | vcfsr |
| EDB_Fmt | 465 | 413 | Microsoft Exchange Server Database file format | | EDB | adENCAPSULATION | |
| ICS_Fmt | 466 | 414 | Microsoft Outlook iCalendar file format | text/calendar | ICS, VCS | adENCAPSULATION | icssr |
| MS_Visio_2013_Fmt | 467 | 415 | Microsoft Visio 2013 | application/vnd.visio | VSDX, VSTX, VSSX | adPRESENTATION | ActiveX components, kpVSDXrdr |
| MS_Visio_2013_Macro_Fmt | 468 | 415 | Microsoft Visio 2013 macro | application/vnd.visio | VSDM, VSTM, VSSM | adPRESENTATION | kpVSDXrdr |
| ICHITARO_Compr_Fmt | 469 | 417 | ICHITARO Compressed format | application/x-js-taro | JTDC | adWORDPROCESSOR | jtdsr |

XML Export SDK C Programming Guide
Appendix A: Supported Formats

| Format Name | Number | Category | Description | MIME Type | Extension | File Class | Readers |
|----------------------------------|--------|----------|--------------------------------------|--|---------------|-----------------|--|
| IWWP13_Fmt | 470 | 418 | Apple iWork 2013 Pages format | | IWA, PAGES | adWORDPROCESSOR | iwwp13sr |
| IWSS13_Fmt | 471 | 419 | Apple iWork 2013 Numbers format | | IWA, NUMBERS | adSPREADSHEET | iwss13sr |
| IWPG13_Fmt | 472 | 420 | Apple iWork 2013 Keynote format | | IWA, KEY | adPRESENTATION | kplWPG13rdr , kplWPGrdr |
| XZ_Fmt | 473 | 421 | XZ archive format | application/x-xz | XZ | adENCAPSULATION | multiarcsr |
| Sony_WAVE64_Fmt | 474 | 422 | Sony Wave64 format | audio/wav64 | W64 | adSOUND | |
| Conifer_WAVPACK_Fmt | 475 | 423 | Conifer Wavpack format | audio/x-wavpack | WV | adSOUND | |
| Xiph_OGG_VORBIS_Fmt | 476 | 424 | Xiph Ogg Vorbis format | audio/ogg | OGG | adSOUND | |
| MS_Visio_2013_Stencil_Fmt | 477 | 415 | MS Visio 2013 stencil format | application/vnd.visio | VSSX | adPRESENTATION | kpVSDXrdr |
| MS_Visio_2013_Stencil_Macro_Fmt | 478 | 415 | MS Visio 2013 stencil Macro format | application/vnd.visio | VSSM | adPRESENTATION | kpVSDXrdr |
| MS_Visio_2013_Template_Fmt | 479 | 415 | MS Visio 2013 template format | application/vnd.visio | VSTX | adPRESENTATION | kpVSDXrdr |
| MS_Visio_2013_Template_Macro_Fmt | 480 | 415 | MS Visio 2013 template Macro format | application/vnd.visio | VSTM | adPRESENTATION | kpVSDXrdr |
| Borland_Reflex_2_Fmt | 481 | 425 | Borland Reflex 2 format | | R2D | adDATABASE | |
| PKCS_12_Fmt | 482 | 426 | PKCS #12 (p12) format | application/x-pkcs12 | P12, PFX | adWORDPROCESSOR | |
| B1_Fmt | 483 | 427 | B1 format | application/x-b1 | B1 | adENCAPSULATION | b1sr |
| ISO_IEC_MPEG_4_Fmt | 484 | 428 | ISO/IEC MPEG-4 (ISO 14496) format | video/mp4 | MP4 | adMOVIE | mpeg4sr |
| RAR5_Fmt | 485 | 429 | RAR5 Format | application/x-rar-compressed | RAR | adENCAPSULATION | multiarcsr |
| Unigraphics_NX_Fmt | 486 | 362 | Unigraphics (UG) NX CAD Format | | PRT | adVECTORGRAPHIC | kpUGrdr |
| PTC_Creo_Fmt | 487 | 430 | PTC Creo CAD Format | | ASM, PRT | adVECTORGRAPHIC | |
| KML_Fmt | 488 | 431 | Keyhole Markup Language | application/vnd.google-earth.kml+xml | KML | adWORDPROCESSOR | xmlsr |
| KMZ_Fmt | 489 | 432 | Zipped Keyhole Markup Language | application/vnd.google-earth.kmz | KMZ | adWORDPROCESSOR | unzip |
| WML_Fmt | 490 | 433 | Wireless Markup Language | text/vnd.wap.wml | WML | adWORDPROCESSOR | xmlsr |
| ODF_Formula_Fmt | 491 | 434 | ODF Formula | application/vnd.oasis.opendocument.formula | ODF | adWORDPROCESSOR | unzip |
| SO_Text_Fmt | 492 | 435 | Star Office 4,5 Writer Text | application/vnd.stardivision.writer | SDW, SGL, VOR | adWORDPROCESSOR | kpsdwrdr , starwsr |
| SO_Spreadsheet_Fmt | 493 | 436 | Star Office 4,5 Calc Spreadsheet | application/vnd.stardivision.calc | SDC | adSPREADSHEET | starcsr |
| SO_Presentation_Fmt | 494 | 437 | Star Office 4,5 Impress Presentation | application/vnd.stardivision.draw | SDD, SDA | adPRESENTATION | kpsddrdr |
| SO_Math_Fmt | 495 | 438 | Star Office 4,5 Math | application/vnd.stardivision.math | SMF | adMISC | olesr |
| STEP_Fmt | 496 | 439 | ISO 10303-21 STEP format | | | adMISC | |
| STL_Fmt | 497 | 364 | 3D Systems Stereo Lithography STL | | | adCAD | |

XML Export SDK C Programming Guide
Appendix A: Supported Formats

| Format Name | Number | Category | Description | MIME Type | Extension | File Class | Readers |
|------------------|--------|----------|--|---------------------|--------------|--------------|----------------------|
| | | | ASCII format | | | | |
| AppleScript_Fmt | 498 | 440 | AppleScript Source Code ³ | text/x-applescript | APPLESCRIPT | adSOURCECODE | afsr |
| Assembly_Fmt | 499 | 441 | Assembly Code ³ | text/x-assembly | | adSOURCECODE | afsr |
| C_Fmt | 500 | 442 | C Source Code ³ | text/x-c | C, H | adSOURCECODE | afsr |
| Csharp_Fmt | 501 | 443 | C# Source Code ³ | text/x-csharp | CS | adSOURCECODE | afsr |
| CPlusPlus_Fmt | 502 | 444 | C++ Source Code ³ | text/x-c++ | CPP, HPP | adSOURCECODE | afsr |
| Css_Fmt | 503 | 445 | Cascading Style Sheet ³ | text/css | CSS | adSOURCECODE | afsr |
| Clojure_Fmt | 504 | 446 | Clojure Source Code ³ | text/x-clojure | CLJ, CL2 | adSOURCECODE | afsr |
| CoffeeScript_Fmt | 505 | 447 | CoffeeScript Source Code ³ | text/x-coffeescript | COFFEE, CAKE | adSOURCECODE | afsr |
| Lisp_Fmt | 506 | 448 | Common Lisp Source Code ³ | text/x-common-lisp | EL | adSOURCECODE | afsr |
| Dockerfile_Fmt | 507 | 449 | Dockerfile ³ | text/x-dockerfile | | adSOURCECODE | afsr |
| Eiffel_Fmt | 508 | 450 | Eiffel Source Code ³ | text/x-eiffel | E | adSOURCECODE | afsr |
| Erlang_Fmt | 509 | 451 | Erlang Source Code ³ | text/x-erlang | ERL, ES | adSOURCECODE | afsr |
| Fsharp_Fmt | 510 | 452 | F# Source Code ³ | text/x-fsharp | FS | adSOURCECODE | afsr |
| Fortran_Fmt | 511 | 453 | Fortran Source Code ³ | text/x-fortran | F | adSOURCECODE | afsr |
| Go_Fmt | 512 | 454 | Go Source Code ³ | text/x-go | GO | adSOURCECODE | afsr |
| Groovy_Fmt | 513 | 455 | Groovy Source Code ³ | text/x-groovy | GRT, GVV | adSOURCECODE | afsr |
| Haskell_Fmt | 514 | 456 | Haskell Source Code ³ | text/x-haskell | HS | adSOURCECODE | afsr |
| Ini_Fmt | 515 | 457 | Initialization (INI) file ³ | text/x-ini | | adSOURCECODE | afsr |
| Java_Fmt | 516 | 458 | Java Source Code ³ | text/x-java-source | JAVA | adSOURCECODE | afsr |
| Javascript_Fmt | 517 | 459 | Javascript Source Code ³ | text/javascript | JS | adSOURCECODE | afsr |
| Lua_Fmt | 518 | 460 | Lua Source Code ³ | text/x-lua | LUA | adSOURCECODE | afsr |
| Makefile_Fmt | 519 | 461 | Makefile ³ | text/x-makefile | MAKE | adSOURCECODE | afsr |
| Mathematica_Fmt | 520 | 462 | Wolfram Mathematica Source Code ³ | text/x-mathematica | M | adSOURCECODE | afsr |
| ObjC_Fmt | 521 | 464 | Objective-C Source Code ³ | text/x-objc | | adSOURCECODE | afsr |
| ObjCpp_Fmt | 522 | 465 | Objective-C++ Source Code ³ | text/x-objectivec++ | | adSOURCECODE | afsr |
| ObjJ_Fmt | 523 | 466 | Objective-J Source Code ³ | text/x-objectivej | J | adSOURCECODE | afsr |
| PHP_Fmt | 524 | 467 | PHP Source Code ³ | text/x-php | PHP | adSOURCECODE | afsr |
| PLSQL_Fmt | 525 | 468 | PLSQL Source Code ³ | text/x-plsql | | adSOURCECODE | afsr |
| Pascal_Fmt | 526 | 469 | Pascal Source Code ³ | text/x-pascal | PASCAL | adSOURCECODE | afsr |

XML Export SDK C Programming Guide
Appendix A: Supported Formats

| Format Name | Number | Category | Description | MIME Type | Extension | File Class | Readers |
|---------------------------|--------|----------|--|-------------------------------|-------------|-----------------|-----------------------|
| Perl_Fmt | 527 | 470 | Perl Source Code ³ | text/x-perl | PL | adSOURCECODE | afsr |
| Powershell_Fmt | 528 | 471 | PowerShell Source Code ³ | text/x-powershell | PS1 | adSOURCECODE | afsr |
| Prolog_Fmt | 529 | 472 | Prolog Source Code ³ | text/x-prolog | PRO, PROLOG | adSOURCECODE | afsr |
| Puppet_Fmt | 530 | 473 | Puppet Source Code ³ | text/x-puppet | PP | adSOURCECODE | afsr |
| Python_Fmt | 531 | 474 | Python Source Code ³ | text/x-python | PY | adSOURCECODE | afsr |
| R_Fmt | 532 | 475 | R Source Code ³ | text/x-rsrc | R | adSOURCECODE | afsr |
| Ruby_Fmt | 533 | 476 | Ruby Source Code ³ | text/x-ruby | RB | adSOURCECODE | afsr |
| Rust_Fmt | 534 | 477 | Rust Source Code ³ | text/x-rust | RS | adSOURCECODE | afsr |
| Scala_Fmt | 535 | 478 | Scala Source Code ³ | text/x-scala | SC | adSOURCECODE | afsr |
| Shell_Fmt | 536 | 479 | Shell Script ³ | application/x-sh | SH | adSOURCECODE | afsr |
| Smalltalk_Fmt | 537 | 480 | Smalltalk Source Code ³ | text/x-stsrc | ST | adSOURCECODE | afsr |
| ML_Fmt | 538 | 481 | Standard ML Source Code ³ | text/x-ml | ML | adSOURCECODE | afsr |
| Swift_Fmt | 539 | 482 | Swift Source Code ³ | text/x-swift | SWIFT | adSOURCECODE | afsr |
| Tcl_Fmt | 540 | 483 | Tool Command Language (Tcl) Source Code ³ | text/x-tcl | TM | adSOURCECODE | afsr |
| Tex_Fmt | 541 | 484 | TeX Typesetting File ³ | application/x-tex | | adSOURCECODE | afsr |
| TypeScript_Fmt | 542 | 485 | TypeScript Source Code ³ | text/x-typescript | TS | adSOURCECODE | afsr |
| Verilog_Fmt | 543 | 486 | Verilog Source Code ³ | text/x-verilog | V | adSOURCECODE | afsr |
| YAML_Fmt | 544 | 487 | YAML File ³ | text/x-yaml | YML | adSOURCECODE | afsr |
| Wiki_Fmt | 545 | 488 | MediaWiki File ³ | text/x-mediawiki | | adWORDPROCESSOR | afsr |
| MS_Word_2007_Flat_XML_Fmt | 546 | 301 | Microsoft Word 2007 XML - Flat xml | text/xml | XML | adWORDPROCESSOR | mwxsr |
| Matroska_Fmt | 547 | 489 | Matroska video/audio File | video/x-matroska | MKV, MKA | adMOVIE | |
| SVG_Fmt | 548 | 490 | Scalable Vector Graphics image | image/svg+xml | SVG | adVECTORGRAPHIC | xmlsr |
| Shapefile_Fmt | 549 | 491 | Shapefile | application/x-shapefile | SHP, SHX | adGIS | |
| Flash_Video_Fmt | 550 | 492 | Flash video File | video/x-flv | FLV | adMOVIE | |
| Embedded_OpenType_Fmt | 551 | 493 | Embedded OpenType font | application/vnd.ms-fontobject | EOT | adFONT | |
| Web_Open_Font_Fmt | 552 | 494 | Web Open Font Format | font/woff | WOFF, WOFF2 | adFONT | |
| OpenType_Fmt | 553 | 495 | OpenType Font | font/otf | OTF | adFONT | |
| MNG_Fmt | 554 | 496 | Multiple-image Network Graphics | video/x-mng | MNG | adANIMATION | |
| JNG_Fmt | 555 | 497 | JPEG Network Graphics | image/x-jng | JNG | adRASTERIMAGE | |
| AppleScript_Binary_Fmt | 556 | 498 | AppleScript Binary Source Code | | SCPT | adSOURCECODE | |

XML Export SDK C Programming Guide
Appendix A: Supported Formats

| Format Name | Number | Category | Description | MIME Type | Extension | File Class | Readers |
|--------------------------|--------|----------|---|----------------------------|---------------|-----------------|---------|
| Maya_Binary_Fmt | 557 | 499 | Autodesk Maya binary file | | MB | adCAD | |
| Jupiter_Tessellation_Fmt | 558 | 363 | UGS Jupiter Tessellation file | | JT | adCAD | |
| OGV_Fmt | 559 | 500 | Ogg Theora Video format | video/ogg | OGV | adMOVIE | |
| OGG_Container_Fmt | 560 | 501 | General Ogg Container format | application/ogg | OGG | adMISC | |
| GNU_Message_Catalog_Fmt | 561 | 502 | GNU Message Catalog format | | MO | adMISC | |
| Windows_Shortcut_Fmt | 562 | 503 | Windows shortcut file | application/x-ms-shortcut | LNK | adMISC | |
| Apple_Typedstream_Fmt | 563 | 504 | Apple/NeXT typedstream data format | | | adMISC | |
| XCF_Fmt | 564 | 505 | GIMP XCF image | image/x-xcf | XCF | adRASTERIMAGE | |
| PaintShop_Pro_Fmt | 565 | 506 | PaintShop Pro image | | PSP, PSPIMAGE | adRASTERIMAGE | |
| SQLite_Database_Fmt | 566 | 507 | SQLite database format | application/x-sqlite3 | QHC | adDATABASE | |
| MySQL_Table_Fmt | 567 | 508 | MySQL table definition file | | FRM | adDATABASE | |
| Microsoft_Program_DB_Fmt | 568 | 509 | Microsoft Program Database format | | PDB | adDATABASE | |
| OpenEXR_Fmt | 569 | 510 | OpenEXR image format | | EXR | adRASTERIMAGE | |
| XMV_Fmt | 570 | 511 | 4X Movie File | | 4XM | adMOVIE | |
| AMV_Fmt | 571 | 512 | AMV video file | | AMV | adMOVIE | |
| NIFF_Fmt | 572 | 513 | Notation Interchange File Format | | NIF | adSOUND | |
| CuBase_Fmt | 573 | 514 | Steinberg CuBase file | | | adSOUND | |
| SoundFont_Fmt | 574 | 515 | SoundFont file | | | adSOUND | |
| WebP_Fmt | 575 | 516 | WebP image | image/webp | WEBP | adRASTERIMAGE | |
| ICC_Fmt | 576 | 517 | International Color Consortium files | application/vnd.iccprofile | ICC, ICM | adMISC | |
| PCF_Fmt | 577 | 518 | X11 Portable Compiled Font file | application/x-font-pcf | PCF | adFONT | |
| WebM_Fmt | 578 | 519 | WebM video file | video/webm | WEBM | adMOVIE | |
| AMFF_Fmt | 579 | 520 | Amiga Metafile | | AMF | adVECTORGRAPHIC | |
| ANBM_Fmt | 580 | 521 | IFF Animated Bitmap | | | adRASTERIMAGE | |
| ANIM_Fmt | 581 | 522 | IFF Amiga animated raster graphics format | | | adRASTERIMAGE | |
| DEEP_Fmt | 582 | 523 | IFF-DEEP TVPaint image | | DEEP | adRASTERIMAGE | |
| FAXX_Fmt | 583 | 524 | IFF-FAXX Facsimile image | | | adRASTERIMAGE | |
| ICON_Fmt | 584 | 525 | IFF Glow Icon image | | | adRASTERIMAGE | |
| ILBM_Fmt | 585 | 526 | Interleaved BitMap image | | IFF | adRASTERIMAGE | |

XML Export SDK C Programming Guide
Appendix A: Supported Formats

| Format Name | Number | Category | Description | MIME Type | Extension | File Class | Readers |
|---------------------------------|--------|----------|--|------------------------|-----------|-----------------|-------------------------|
| LWOB_Fmt | 586 | 527 | LightWave Object format | | LWOB | adMISC | |
| MAUD_Fmt | 587 | 528 | IFF-MAUD MacroSystem audio format | | | adSOUND | |
| PBM_Fmt | 588 | 529 | IFF Planar BitMap | | | adRASTERIMAGE | |
| TDDD_Fmt | 589 | 530 | IFF TDDD and Imagine Object animation format | | TDD | adRASTERIMAGE | |
| DjVu_Fmt | 590 | 531 | AT&T DjVu format | image/vnd.djvu | DJVU | adWORDPROCESSOR | |
| InDesign_Fmt | 591 | 532 | Adobe InDesign document | application/x-indesign | INDD | adDESKTOPPUBLSH | |
| Calamus_Fmt | 592 | 533 | Calamus Desktop Publishing | | | adDESKTOPPUBLSH | |
| Adaptive_MultiRate_Fmt | 593 | 534 | Adaptive Multi-Rate audio format | audio/amr | AMR | adSOUND | |
| FLAC_Fmt | 594 | 535 | Free Lossless Audio Codec format | audio/flac | FLAC | adSOUND | |
| Ogg_FLAC_Fmt | 595 | 536 | Ogg Container FLAC audio format | | OGG | adSOUND | |
| SAS7BDAT_Fmt | 596 | 537 | SAS7BDAT database storage format | | SAS7BDAT | adDATABASE | sassr |
| Design_Web_Format_Fmt | 597 | 538 | Autodesk Design Web Format | model/vnd.dwf | DWF | adCAD | |
| Adobe_Flash_Audio_Book_Fmt | 598 | 539 | Adobe Flash Player audio book | audio/mp4 | F4B | adSOUND | mpeg4sr |
| Adobe_Flash_Audio_Fmt | 599 | 540 | Adobe Flash Player audio | audio/mp4 | F4A | adSOUND | mpeg4sr |
| Adobe_Flash_Protected_Video_Fmt | 600 | 541 | Adobe Flash Player protected video | video/mp4 | F4P | adMOVIE | mpeg4sr |
| Adobe_Flash_Video_Fmt | 601 | 542 | Adobe Flash Player video | video/x-f4v | F4V | adMOVIE | mpeg4sr |
| Audible_Audiobook_Fmt | 602 | 543 | Audible Enhanced Audiobook | audio/vnd.audible.aax | AAX | adSOUND | mpeg4sr |
| Canon_Camera_Fmt | 603 | 544 | Canon Digital Camera image | | | adRASTERIMAGE | |
| Canon_Raw_Fmt | 604 | 545 | Canon Raw image | | CR3 | adRASTERIMAGE | |
| Casio_Camera_Fmt | 605 | 546 | Casio Digital Camera image | | | adRASTERIMAGE | |
| Convergent_Design_Fmt | 606 | 547 | Convergent Design file | | | adRASTERIMAGE | |
| DMB_MAF_Audio_Fmt | 607 | 548 | DMB MAF audio | | | adSOUND | |
| DMB_MAF_Video_Fmt | 608 | 549 | DMB MAF video | | | adMOVIE | |
| DMP_Content_Fmt | 609 | 550 | Digital Media Project Content Format | | | adMISC | |
| DVB_Fmt | 610 | 551 | Digital Video Broadcast format | video/vnd.dvb.file | DVB | adMOVIE | |
| Dirac_Wavelet_Compression_Fmt | 611 | 552 | ISO-BMFF Dirac Wavelet compression | | | adMISC | |
| HEICS_Image_Sequence_Fmt | 612 | 553 | High Efficiency Image Format HEVC image sequence | image/heic-sequence | HEICS | adRASTERIMAGE | |

XML Export SDK C Programming Guide
Appendix A: Supported Formats

| Format Name | Number | Category | Description | MIME Type | Extension | File Class | Readers |
|--------------------------|--------|----------|---|---------------------|-----------|-----------------|---|
| HEIC_Image_Fmt | 613 | 554 | High Efficiency Image Format HEVC image | image/heic | HEIC | adRASTERIMAGE | |
| HEIFS_Image_Sequence_Fmt | 614 | 555 | High Efficiency Image Format image sequence | image/heif-sequence | HEIFS | adRASTERIMAGE | |
| HEIF_Image_Fmt | 615 | 556 | High Efficiency Image Format image | image/heif | HEIF | adRASTERIMAGE | |
| ISMACryp_Fmt | 616 | 557 | ISMACryp 2.0 Encrypted format | | | adENCAPSULATION | |
| ISO_3GPP2_Fmt | 617 | 558 | 3GPP2 video file | video/3gpp2 | 3G2 | adMOVIE | mpeg4sr |
| ISO_3GPP_Fmt | 618 | 559 | 3GPP video file | video/3gpp | 3GP | adMOVIE | mpeg4sr |
| ISO_JPEG2000_JP2_Fmt | 619 | 560 | ISO-BMFF JPEG 2000 image | image/jp2 | JP2 | adRASTERIMAGE | jp2000sr, kjp2000rdr |
| ISO_JPEG2000_JPM_Fmt | 620 | 561 | ISO-BMFF JPEG 2000 compound image | image/jpm | JPM | adRASTERIMAGE | jp2000sr, kjp2000rdr |
| ISO_JPEG2000_JPX_Fmt | 621 | 562 | ISO-BMFF JPEG 2000 with extensions | image/jpx | JPX | adRASTERIMAGE | jp2000sr, kjp2000rdr |
| ISO_QuickTime_Fmt | 622 | 563 | Apple ISO-BMFF QuickTime video | video/quicktime | QT, MOV | adMOVIE | MCI |
| KDDI_Video_Fmt | 623 | 564 | KDDI Video file | video/3gpp2 | | adMOVIE | mpeg4sr |
| MAF_Photo_Player_Fmt | 624 | 565 | MAF Photo Player | | | adMISC | |
| MPEG4_AVC_Fmt | 625 | 566 | ISO-BMFF MPEG-4 with AVC extension | video/mp4 | | adMOVIE | mpeg4sr |
| MPEG4_M4A_Fmt | 626 | 567 | Apple MPEG-4 Part 14 audio | audio/x-m4a | M4A | adSOUND | mpeg4sr |
| MPEG4_M4B_Fmt | 627 | 568 | Apple MPEG-4 Part 14 audio book | audio/mp4 | M4B | adSOUND | mpeg4sr |
| MPEG4_M4P_Fmt | 628 | 569 | Apple MPEG-4 Part 14 protected audio | audio/mp4 | M4P | adSOUND | mpeg4sr |
| MPEG4_M4V_Fmt | 629 | 570 | Apple MPEG-4 Part 14 video | video/x-m4v | M4V | adMOVIE | mpeg4sr |
| MPEG4_Sony_PSP_Fmt | 630 | 571 | Sony PSP MPEG-4 | audio/mp4 | MP4 | adSOUND | mpeg4sr |
| MPEG_21_Fmt | 631 | 572 | MPEG-21 | audio/mp4 | | adMISC | mpeg4sr |
| Mobile_QuickTime_Fmt | 632 | 573 | Mobile QuickTime video | video/quicktime | MQV | adMOVIE | MCI |
| Motion_JPEG_2000_Fmt | 633 | 574 | Motion JPEG 2000 | video/mj2 | MJ2, MJP2 | adMOVIE | jp2000sr, kjp2000rdr |
| NTT_MPEG4_Fmt | 634 | 575 | NTT MPEG-4 | video/mp4 | | adMOVIE | mpeg4sr |
| Nero_MPEG4_AVC_Profile | 635 | 576 | Nero MPEG-4 profile with AVC extension | video/mp4 | | adMOVIE | |
| Nero_MPEG4_Audio_Fmt | 636 | 577 | Nero AAC audio | audio/mp4 | | adSOUND | mpeg4sr |
| Nero_MPEG4_Profile | 637 | 578 | Nero MPEG-4 profile | video/mp4 | | adMOVIE | |

XML Export SDK C Programming Guide
Appendix A: Supported Formats

| Format Name | Number | Category | Description | MIME Type | Extension | File Class | Readers |
|----------------------------------|--------|----------|---|----------------------|----------------------|---------------|--|
| OMA_DRM_Fmt | 638 | 579 | OMA DRM (ISOBMFF) Format | | | adMISC | |
| Panasonic_Camera_Fmt | 639 | 580 | Panasonic Digital Camera image | | | adRASTERIMAGE | |
| Ross_Video_Fmt | 640 | 581 | Ross video | | | adMOVIE | |
| SDA_Video_Fmt | 641 | 582 | SDA SD Memory Card video | | | adMOVIE | |
| Samsung_Stereoscopic_Fmt | 642 | 583 | Samsung stereoscopic stream | | | adMISC | |
| Sony_XAVC_Fmt | 643 | 584 | Sony XAVC video | | | adMOVIE | mpeg4sr |
| JPEG_2000_PGX_Fmt | 644 | 585 | JPEG 2000 PGX Verification Model image | | PGX | adRASTERIMAGE | jp2000sr , kjp2000rdr |
| Apple_Desktop_Services_Store_Fmt | 645 | 586 | Apple Desktop Services Store file | | DS_Store | adMISC | |
| Core_Audio_Fmt | 646 | 587 | Apple Core Audio Format | audio/x-caf | CAF | adSOUND | |
| VICAR_Fmt | 647 | 588 | VICAR image format | | IMG, MAP, VIC, VICAR | adRASTERIMAGE | |
| FITS_Fmt | 648 | 589 | Flexible Image Transport System FITS image | image/fits | FIT | adRASTERIMAGE | |
| DIF_Fmt | 649 | 590 | Digital Interface Format (DIF) DV video | | DV | adMOVIE | |
| MPEG_Transport_Stream_Fmt | 650 | 591 | MPEG Transport Stream data | video/MP2T | TS, M2T, M2TS, MTS | adMISC | |
| MPEG_Sequence_Fmt | 651 | 592 | MPEG Sequence format | video/mpeg | | adMISC | |
| Ogg_OGM_Fmt | 652 | 593 | Ogg OGM video format | video/ogg | OGM | adMOVIE | |
| Ogg_Speex_Fmt | 653 | 594 | Ogg Speex audio format | audio/ogg | SPX | adSOUND | |
| Ogg_Opus_Fmt | 654 | 595 | Ogg Opus audio format | audio/ogg | OGG | adSOUND | |
| Musepack_Audio_Fmt | 655 | 596 | Musepack audio format | audio/x-musepack | MPC | adSOUND | |
| ART_Image_Fmt | 656 | 597 | ART image format | | ART | adRASTERIMAGE | |
| Vivo_Fmt | 657 | 598 | Vivo audio-video format | video/vnd.vivo | VIV | adMOVIE | |
| QCP_Fmt | 658 | 599 | Qualcomm QCP audio | audio/qcelp | QCP | adSOUND | |
| CSP_Codec_Fmt | 659 | 600 | Creative Signal Processor codec | | CSP | adMISC | |
| TwinVQ_Fmt | 660 | 601 | NTT TwinVQ audio format | | VQF | adSOUND | |
| Interplay_MVE_Fmt | 661 | 602 | Interplay MVE video format | | MVE | adMOVIE | |
| IRIX_Moviemaker_Fmt | 662 | 603 | IRIX Silicon Graphics moviemaker video file | video/x-sgi-movie | MV, MOVIE | adMOVIE | |
| Sega_FILM_Fmt | 663 | 604 | Sega FILM video format | | CPK, CAK | adMOVIE | |
| SMAF_Fmt | 664 | 605 | Synthetic music Mobile Application | application/vnd.smaf | MMF | adSOUND | |

XML Export SDK C Programming Guide
Appendix A: Supported Formats

| Format Name | Number | Category | Description | MIME Type | Extension | File Class | Readers |
|---------------------------|--------|----------|--|------------------------|-----------|-----------------|---------|
| | | | Format | | | | |
| NIST_SPHERE_Fmt | 665 | 606 | NIST SPeECH HEader REsources format | | NIST | adSOUND | |
| Chinese_AVS_Fmt | 666 | 607 | Chinese AVS video format | | | adMOVIE | |
| VQA_Fmt | 667 | 608 | Westwood Studios Vector Quantized Animation video file | | VQA | adANIMATION | |
| YAFA_Fmt | 668 | 609 | Wildfire YAFA animation | | YAFA | adANIMATION | |
| Origin_MVE_Fmt | 669 | 610 | Origin Wing Commander III MVE movie format | | MVE | adMOVIE | |
| BBC_Dirac_Fmt | 670 | 611 | BBC Dirac video format | video/x-dirac | DRC | adMOVIE | |
| Maya_ASCII_Fmt | 671 | 612 | Autodesk Maya ASCII file format | | MA | adCAD | |
| RenderMan_Fmt | 672 | 613 | Pixar RenderMan Interface Bytestream file | | RIB | adVECTORGRAPHIC | |
| NOFF_Binary_Fmt | 673 | 614 | NOFF 3D Object File Format | | NOFF | adVECTORGRAPHIC | |
| VTK_ASCII_Fmt | 674 | 615 | Visualization Toolkit VTK ASCII format | | VTK | adVECTORGRAPHIC | |
| VTK_Binary_Fmt | 675 | 616 | Visualization Toolkit VTK Binary format | | VTK | adVECTORGRAPHIC | |
| Wolfram_CDF_Fmt | 676 | 617 | Wolfram Mathematica Computable Document Format | application/cdf | CDF | adMISC | |
| Wolfram_Notebook_Fmt | 677 | 618 | Wolfram Mathematica Notebook Format | | NB | adMISC | |
| HDF4_Fmt | 678 | 619 | Hierarchical Data Format HDF4 | application/x-hdf | HDF, H4 | adMISC | |
| HDF5_Fmt | 679 | 620 | Hierarchical Data Format HDF5 | application/x-hdf | HDF, H5 | adMISC | |
| ARMovie_Fmt | 680 | 621 | Acorn RISC ARMovie video format | | RPL | adMOVIE | |
| Windows_TV_DVR_Fmt | 681 | 622 | Windows Television DVR format | | WTV | adMOVIE | |
| InstallShield_Z_Fmt | 682 | 623 | InstallShield Z archive format | application/x-compress | Z | adENCAPSULATION | |
| MS_DirectDraw_Surface_Fmt | 683 | 624 | Microsoft DirectDraw Surface container format | | DDS | adENCAPSULATION | |
| Bink_Fmt | 684 | 625 | Bink audio-video container format | | BIK, BK2 | adMOVIE | |
| LZMA_Fmt | 685 | 626 | LZMA compressed data format | application/x-lzma | LZMA | adENCAPSULATION | |
| True_Audio_Fmt | 686 | 627 | True Audio format | audio/x-tta | TTA | adSOUND | |
| Keepass_Fmt | 687 | 628 | Keepass Password file | | KDB, KDBX | adMISC | |
| RPM_Fmt | 688 | 629 | RPM Package Manager file | application/x-rpm | RPM | adENCAPSULATION | |

XML Export SDK C Programming Guide
Appendix A: Supported Formats

| Format Name | Number | Category | Description | MIME Type | Extension | File Class | Readers |
|------------------------------------|--------|----------|--|-----------------------------------|--------------------|------------------|-----------------------|
| Printer_Font_Metrics_Fmt | 689 | 630 | Adobe Printer Font Metrics format | application/x-font-printer-metric | PFM | adFONT | |
| Adobe_Font_Metrics_Fmt | 690 | 631 | Adobe Font Metrics ASCII format | application/x-font-adobe-metric | AFM | adFONT | afmsr |
| Printer_Font_ASCII_Fmt | 691 | 632 | Adobe Printer Font ASCII format | application/x-font-type1 | PFA | adFONT | pfasr |
| Netware_Loadable_Module_Fmt | 692 | 633 | Netware Loadable Module format | | NLM | adMISC | |
| TCPdump_pcap_Fmt | 693 | 634 | TCPdump packet stream capture savefile format | application/vnd.tcpdump.pcap | PCAP | adMISC | |
| Multiple_Master_Font_Fmt | 694 | 635 | Adobe Multiple master font format | | MMM | adFONT | |
| TrueType_Font_Collection_Fmt | 695 | 636 | TrueType font collection format | application/x-font-ttf | TTC | adFONT | |
| Shapefile_Spatial_Index_Fmt | 696 | 637 | Shapefile binary spatial index format | application/x-shapefile | SBX, SBN | adGIS | |
| Java_Key_Store_Fmt | 697 | 638 | Java Key Store format | application/x-java-keystore | KS | adMISC | |
| Java_JCE_Key_Store_Fmt | 698 | 639 | Java JCE Key Store format | application/x-java-jce-keystore | | adMISC | |
| Quark_Xpress_Intel_Fmt | 699 | 640 | QuarkXPress Intel format | application/vnd.quark.quarkxpress | QXB | adDESKTOPPUBLISH | |
| Windows_Imaging_Fmt | 700 | 641 | Microsoft Windows Imaging Format WIM | | WIM | adENCAPSULATION | |
| VMware_Virtual_Disk_Fmt | 701 | 642 | VMware Virtual Disk Format 5.0 | application/x-vmrk | VMDK | adMISC | |
| XPCConnect_Typelib_Fmt | 702 | 643 | XPCConnect Typelib Format | | XPT | adMISC | |
| MS_DOS_Compression_Fmt | 703 | 644 | Microsoft MS-DOS installation compression (SZDD, KWAJ) | application/x-ms-compress | EX_ | adENCAPSULATION | |
| DLS_Fmt | 704 | 645 | DLS Downloadable Sounds format | | DLS | adSOUND | |
| MS_Windows_Registry_Fmt | 705 | 646 | Microsoft Windows Registry format | | | adMISC | |
| Microsoft_Help_2_Fmt | 706 | 647 | Microsoft Help 2.0 format | application/x-ms-reader | HXD, HXW, HXH | adENCAPSULATION | |
| Qt_Translation_Fmt | 707 | 648 | Qt binary translation file format | | QM | adMISC | |
| PEM_SSL_Certificate_Fmt | 708 | 649 | PEM-encoded SSL certificate | application/pkix-cert | CRT, PEM, CER, KEY | adENCAPSULATION | |
| PostScript_Printer_Description_Fmt | 709 | 650 | Adobe PostScript Printer Description file | application/vnd.cups-ppd | PPD | adMISC | |
| Speedo_Font_Fmt | 710 | 651 | Speedo Font format | | SPD | adFONT | |
| InstallShield_Cabinet_Fmt | 711 | 652 | InstallShield Cabinet Archive format | | CAB, HDR | adENCAPSULATION | |
| InstallShield_Uninstall_Fmt | 712 | 653 | InstallShield Uninstall format | | ISU | adENCAPSULATION | |
| MS_OEDBX_Folder_Fmt | 713 | 654 | Outlook Express DBX folder database format | | DBX | adENCAPSULATION | |
| LabVIEW_Fmt | 714 | 655 | National Instruments LabVIEW file format | | VI | adMISC | |

XML Export SDK C Programming Guide
Appendix A: Supported Formats

| Format Name | Number | Category | Description | MIME Type | Extension | File Class | Readers |
|-----------------------------------|--------|----------|---|------------------------------|-----------|-----------------|---------------------------|
| SAP_Archive_SAR_Fmt | 715 | 656 | SAP compression archive SAR format | | SAR | adENCAPSULATION | |
| Netscape_Address_Book_Fmt | 716 | 657 | Netscape Address Book format | | NAB | adMISC | |
| Universal_3D_Fmt | 717 | 658 | Universal 3D file format | | U3D | adVECTORGRAPHIC | |
| Open_Inventor_ASCII_Fmt | 718 | 659 | Open Inventor ASCII format | | IV | adVECTORGRAPHIC | |
| Open_Inventor_Binary_Fmt | 719 | 660 | Open Inventor Binary format | | IV | adVECTORGRAPHIC | |
| X_Window_Dump_Fmt | 720 | 661 | X Window Dump image | image/x-xwindowdump | XWD | adRASTERIMAGE | |
| Git_Packfile_Fmt | 721 | 662 | Git Packfile format | | PACK | adWORDPROCESSOR | gitpacksr |
| Xara_Xar_Fmt | 722 | 663 | Xara X Xar image format | application/vnd.xara | XAR | adVECTORGRAPHIC | |
| Internet_Archive_ARC_Fmt | 723 | 664 | Internet Archive ARC format | application/x-ia-arc | ARC | adENCAPSULATION | |
| Applix_Builder_Fmt | 724 | 665 | Applix Builder format | | AB | adMISC | |
| Applix_Bitmap_Fmt | 725 | 666 | Applix Bitmap image format | | IM | adRASTERIMAGE | |
| PEM_RSA_Private_Key_Fmt | 726 | 667 | PEM-encoded RSA private key | | PEM | adENCAPSULATION | |
| MIFF_Fmt | 727 | 668 | Magick Image File Format | | MIF, MIFF | adRASTERIMAGE | |
| Subversion_Dump_Fmt | 728 | 669 | Subversion Dump format | | | adENCAPSULATION | |
| Virtual_Hard_Disk_Fmt | 729 | 670 | Microsoft Virtual Hard Disk format | application/x-vhd | VHD | adENCAPSULATION | |
| Direct_Access_Archive_Fmt | 730 | 671 | PowerISO Direct Access Archive format | | DAA | adENCAPSULATION | |
| Debian_Binary_Fmt | 731 | 672 | Debian binary package format | application/x-debian-package | DEB | adENCAPSULATION | |
| XUL_Fastload_Fmt | 732 | 673 | Mozilla XUL Fastload format | | MFL | adMISC | |
| Nastran_OP2_Fmt | 733 | 674 | Nastran OP2 format | | OP2 | adCAD | |
| Binary_Logging_Fmt | 734 | 675 | CAD Binary Logging Format | | BLF | adCAD | |
| Measurement_Data_Fmt | 735 | 676 | CAD Measurement Data Format | | MDF | adCAD | |
| Abaqus_ODB_Fmt | 736 | 677 | Abaqus ODB Format | | ODB | adCAD | |
| Open_Diagnostic_Data_Exchange_Fmt | 737 | 678 | Vector Open Diagnostic Data Exchange format | | ODX | adCAD | xmlsr |
| Vector_ASCII_Fmt | 738 | 679 | Vector CAD ASCII ASC format | | ASC | adCAD | |
| LSDYNA_State_Database_Fmt | 739 | 680 | LS-DYNA State Database format | | | adCAD | |
| LSDYNA_Binary_Output_Fmt | 740 | 681 | LS-DYNA binary output (binout) format | | | adCAD | |
| MS_Power_BI_Fmt | 741 | 682 | Microsoft Power BI Desktop format | | PBIX | adANALYTICS | pbixsr |
| Tableau_Workbook_Fmt | 742 | 683 | Tableau Workbook format | | TWB | adANALYTICS | xmlsr |

XML Export SDK C Programming Guide
Appendix A: Supported Formats

| Format Name | Number | Category | Description | MIME Type | Extension | File Class | Readers |
|----------------------------------|--------|----------|---------------------------------------|------------------|--------------------|--------------|-----------------------|
| Tableau_Packaged_Workbook_Fmt | 743 | 684 | Tableau Packaged Workbook format | | TWBX | adANALYTICS | unzip |
| Tableau_Extract_Fmt | 744 | 685 | Tableau Extract format | | TDE | adANALYTICS | |
| Tableau_Data_Source_Fmt | 745 | 686 | Tableau Data Source format | | TDS | adANALYTICS | xmlsr |
| Tableau_Packaged_Data_Source_Fmt | 746 | 687 | Tableau Packaged Data Source format | | TDSX | adANALYTICS | unzip |
| Tableau_Preferences_Fmt | 747 | 688 | Tableau Preferences format | | TPS | adANALYTICS | xmlsr |
| Tableau_Map_Source_Fmt | 748 | 689 | Tableau Map Source format | | TMS | adANALYTICS | xmlsr |
| ABAP_Fmt | 749 | 690 | ABAP Source Code ⁴ | text/x-abap | ABAP | adSOURCECODE | afsr |
| AMPL_Fmt | 750 | 691 | AMPL Source Code ⁴ | | AMPL | adSOURCECODE | afsr |
| APL_Fmt | 751 | 692 | APL Source Code ⁴ | | APL | adSOURCECODE | afsr |
| ASN1_Fmt | 752 | 693 | ASN.1 Source Code ⁴ | | ASN | adSOURCECODE | afsr |
| ATS_Fmt | 753 | 694 | ATS Source Code ⁴ | | | adSOURCECODE | afsr |
| Agda_Fmt | 754 | 695 | Agda Source Code ⁴ | text/x-agda | AGDA | adSOURCECODE | afsr |
| Alloy_Fmt | 755 | 696 | Alloy Source Code ⁴ | text/x-alloy | ALS | adSOURCECODE | afsr |
| Apex_Fmt | 756 | 697 | Apex Source Code ⁴ | | CLS | adSOURCECODE | afsr |
| Arduino_Fmt | 757 | 698 | Arduino Source Code ⁴ | text/x-arduino | INO | adSOURCECODE | afsr |
| AsciiDoc_Fmt | 758 | 699 | AsciiDoc Source Code ⁴ | text/x-asciidoc | ASC | adSOURCECODE | afsr |
| AspectJ_Fmt | 759 | 700 | AspectJ Source Code ⁴ | text/x-aspectj | AJ | adSOURCECODE | afsr |
| Awk_Fmt | 760 | 701 | Awk Source Code ⁴ | text/x-awk | AWK | adSOURCECODE | afsr |
| BlitzMax_Fmt | 761 | 702 | BlitzMax Source Code ⁴ | text/x-bmx | BMX | adSOURCECODE | afsr |
| Bluespec_Fmt | 762 | 703 | Bluespec Source Code ⁴ | | BSV | adSOURCECODE | afsr |
| Brainfuck_Fmt | 763 | 704 | Brainfuck Source Code ⁴ | text/x-brainfuck | B, BF | adSOURCECODE | afsr |
| Brightscript_Fmt | 764 | 705 | Brightscript Source Code ⁴ | | BRS | adSOURCECODE | afsr |
| CLIPS_Fmt | 765 | 706 | CLIPS Source Code ⁴ | | CLP | adSOURCECODE | afsr |
| CMake_Fmt | 766 | 707 | CMake Source Code ⁴ | text/x-cmake | CMAKE | adSOURCECODE | afsr |
| COBOL_Fmt | 767 | 708 | COBOL Source Code ⁴ | text/x-cobol | CBL, CCP, COB, CPY | adSOURCECODE | afsr |
| CWeb_Fmt | 768 | 709 | CWeb Source Code ⁴ | | W | adSOURCECODE | afsr |
| CartoCSS_Fmt | 769 | 710 | CartoCSS Source Code ⁴ | | MSS | adSOURCECODE | afsr |
| Ceylon_Fmt | 770 | 711 | Ceylon Source Code ⁴ | text/x-ceylon | CEYLON | adSOURCECODE | afsr |

XML Export SDK C Programming Guide
Appendix A: Supported Formats

| Format Name | Number | Category | Description | MIME Type | Extension | File Class | Readers |
|------------------------------|--------|----------|---|-------------------------|------------|--------------|----------------------|
| Chapel_Fmt | 771 | 712 | Chapel Source Code ⁴ | | CHPL | adSOURCECODE | afsr |
| Clarion_Fmt | 772 | 713 | Clarion Source Code ⁴ | | CLW | adSOURCECODE | afsr |
| Clean_Fmt | 773 | 714 | Clean Source Code ⁴ | | DCL, ICL | adSOURCECODE | afsr |
| Component_Pascal_Fmt | 774 | 715 | Component Pascal Source Code ⁴ | text/x-component-pascal | CP | adSOURCECODE | afsr |
| Cool_Fmt | 775 | 716 | Cool Source Code ⁴ | | CL | adSOURCECODE | afsr |
| Coq_Fmt | 776 | 717 | Coq Source Code ⁴ | text/x-coq | V | adSOURCECODE | afsr |
| Creole_Fmt | 777 | 718 | Creole Source Code ⁴ | | CREOLE | adSOURCECODE | afsr |
| Crystal_Fmt | 778 | 719 | Crystal Source Code ⁴ | | CR | adSOURCECODE | afsr |
| Csound_Fmt | 779 | 720 | Csound Source Code ⁴ | | ORC | adSOURCECODE | afsr |
| Csound_Document_Fmt | 780 | 721 | Csound Document Source Code ⁴ | | CSD | adSOURCECODE | afsr |
| Cuda_Fmt | 781 | 722 | Cuda Source Code ⁴ | text/x-cuda | CU | adSOURCECODE | afsr |
| D_Fmt | 782 | 723 | D Source Code ⁴ | text/x-d | DCL, ICL | adSOURCECODE | afsr |
| DIGITAL_Command_Language_Fmt | 783 | 724 | DIGITAL Command Language Source Code ⁴ | | COM | adSOURCECODE | afsr |
| DTrace_Fmt | 784 | 725 | DTrace Source Code ⁴ | | D | adSOURCECODE | afsr |
| Dart_Fmt | 785 | 726 | Dart Source Code ⁴ | text/x-dart | DART | adSOURCECODE | afsr |
| E_Fmt | 786 | 727 | E Source Code ⁴ | | E | adSOURCECODE | afsr |
| ECL_Fmt | 787 | 728 | ECL Source Code ⁴ | application/x-ecl | ECL | adSOURCECODE | afsr |
| Elm_Fmt | 788 | 729 | Elm Source Code ⁴ | text/x-elm | ELM | adSOURCECODE | afsr |
| Emacs_Lisp_Fmt | 789 | 730 | Emacs Lisp Source Code ⁴ | text/x-emacs-lisp | EL | adSOURCECODE | afsr |
| EmberScript_Fmt | 790 | 731 | EmberScript Source Code ⁴ | | EM | adSOURCECODE | afsr |
| Fantom_Fmt | 791 | 732 | Fantom Source Code ⁴ | application/x-fantom | FAN | adSOURCECODE | afsr |
| Forth_Fmt | 792 | 733 | Forth Source Code ⁴ | text/x-forth | FOR, FORTH | adSOURCECODE | afsr |
| FreeMarker_Fmt | 793 | 734 | FreeMarker Source Code ⁴ | | FTL | adSOURCECODE | afsr |
| Frege_Fmt | 794 | 735 | Frege Source Code ⁴ | | FR | adSOURCECODE | afsr |
| G_code_Fmt | 795 | 736 | G-code Source Code ⁴ | | G | adSOURCECODE | afsr |
| GAMS_Fmt | 796 | 737 | GAMS Source Code ⁴ | | GMS | adSOURCECODE | afsr |
| GAP_Fmt | 797 | 738 | GAP Source Code ⁴ | | | adSOURCECODE | afsr |
| GDScript_Fmt | 798 | 739 | GDScript Source Code ⁴ | | GD | adSOURCECODE | afsr |
| GLSL_Fmt | 799 | 740 | GLSL Source Code ⁴ | text/x-glslsrc | GLSL | adSOURCECODE | afsr |
| Game_Maker_Language_Fmt | 800 | 741 | Game Maker Language Source | | GML | adSOURCECODE | afsr |

XML Export SDK C Programming Guide
Appendix A: Supported Formats

| Format Name | Number | Category | Description | MIME Type | Extension | File Class | Readers |
|---------------------|--------|----------|--|-----------------|------------|--------------|----------------------|
| | | | Code ⁴ | | | | |
| Gnuplot_Fmt | 801 | 742 | Gnuplot Source Code ⁴ | text/x-gnuplot | GNU, GP | adSOURCECODE | afsr |
| Golo_Fmt | 802 | 743 | Golo Source Code ⁴ | | GOLO | adSOURCECODE | afsr |
| Gosu_Fmt | 803 | 744 | Gosu Source Code ⁴ | text/x-gosu | GS | adSOURCECODE | afsr |
| Gradle_Fmt | 804 | 745 | Gradle Source Code ⁴ | | GRADLE | adSOURCECODE | afsr |
| GraphQL_Fmt | 805 | 746 | GraphQL Source Code ⁴ | | GRAPHQL | adSOURCECODE | afsr |
| Graphviz_DOT_Fmt | 806 | 747 | Graphviz (DOT) Source Code ⁴ | | DOT | adSOURCECODE | afsr |
| HLSL_Fmt | 807 | 748 | HLSL Source Code ⁴ | | HLSL | adSOURCECODE | afsr |
| Hack_Fmt | 808 | 749 | Hack Source Code ⁴ | | | adSOURCECODE | afsr |
| Haml_Fmt | 809 | 750 | Haml Source Code ⁴ | text/x-haml | HAML | adSOURCECODE | afsr |
| Handlebars_Fmt | 810 | 751 | Handlebars Source Code ⁴ | | HBS | adSOURCECODE | afsr |
| Hy_Fmt | 811 | 752 | Hy Source Code ⁴ | text/x-hy | HY | adSOURCECODE | afsr |
| IDL_Fmt | 812 | 753 | IDL Source Code ⁴ | text/x-idl | PRO | adSOURCECODE | afsr |
| IGOR_Pro_Fmt | 813 | 754 | IGOR Pro Source Code ⁴ | text/ipf | IPF | adSOURCECODE | afsr |
| Idris_Fmt | 814 | 755 | Idris Source Code ⁴ | text/x-idris | IDR | adSOURCECODE | afsr |
| Inform_7_Fmt | 815 | 756 | Inform 7 Source Code ⁴ | | I7X | adSOURCECODE | afsr |
| loke_Fmt | 816 | 757 | loke Source Code ⁴ | text/x-iokesrc | IK | adSOURCECODE | afsr |
| Isabelle_Fmt | 817 | 758 | Isabelle Source Code ⁴ | text/x-isabelle | | adSOURCECODE | afsr |
| J_Fmt | 818 | 759 | J Source Code ⁴ | text/x-j | IJS | adSOURCECODE | afsr |
| JSONiq_Fmt | 819 | 760 | JSONiq Source Code ⁴ | | JQ | adSOURCECODE | afsr |
| JSX_Fmt | 820 | 761 | JSX Source Code ⁴ | | JSX | adSOURCECODE | afsr |
| Jasmin_Fmt | 821 | 762 | Jasmin Source Code ⁴ | | J | adSOURCECODE | afsr |
| Jolie_Fmt | 822 | 763 | Jolie Source Code ⁴ | | | adSOURCECODE | afsr |
| Julia_Fmt | 823 | 764 | Julia Source Code ⁴ | text/x-julia | JL | adSOURCECODE | afsr |
| KiCad_Layout_Fmt | 824 | 765 | KiCad Layout Source Code ⁴ | | | adSOURCECODE | afsr |
| KiCad_Schematic_Fmt | 825 | 766 | KiCad Schematic Source Code ⁴ | | SCH | adSOURCECODE | afsr |
| Kotlin_Fmt | 826 | 767 | Kotlin Source Code ⁴ | | KT | adSOURCECODE | afsr |
| LFE_Fmt | 827 | 768 | LFE Source Code ⁴ | text/x-kotlin | LFE | adSOURCECODE | afsr |
| LOLCODE_Fmt | 828 | 769 | LOLCODE Source Code ⁴ | | LOL | adSOURCECODE | afsr |
| Lasso_Fmt | 829 | 770 | Lasso Source Code ⁴ | text/x-lasso | LAS, LASSO | adSOURCECODE | afsr |

XML Export SDK C Programming Guide
Appendix A: Supported Formats

| Format Name | Number | Category | Description | MIME Type | Extension | File Class | Readers |
|---------------------|--------|----------|--|-------------------|-----------|--------------|----------------------|
| Limbo_Fmt | 830 | 771 | Limbo Source Code ⁴ | text/limbo | | adSOURCECODE | afsr |
| LiveScript_Fmt | 831 | 772 | LiveScript Source Code ⁴ | text/x-livescript | LS | adSOURCECODE | afsr |
| M_Fmt | 832 | 773 | M Source Code ⁴ | | M | adSOURCECODE | afsr |
| MAXScript_Fmt | 833 | 774 | MAXScript Source Code ⁴ | | MS | adSOURCECODE | afsr |
| Markdown_Fmt | 834 | 775 | Markdown Source Code ⁴ | | MD | adSOURCECODE | afsr |
| Matlab_Fmt | 835 | 463 | Matlab Source Code ⁴ | text/x-matlab | M | adSOURCECODE | afsr |
| Max_Code_Fmt | 836 | 776 | Max Source Code ⁴ | | MXT | adSOURCECODE | afsr |
| Mercury_Fmt | 837 | 777 | Mercury Source Code ⁴ | | | adSOURCECODE | afsr |
| Modelica_Fmt | 838 | 778 | Modelica Source Code ⁴ | text/x-modelica | MO | adSOURCECODE | afsr |
| Modula_2_Fmt | 839 | 779 | Modula-2 Source Code ⁴ | text/x-modula2 | MOD | adSOURCECODE | afsr |
| Monkey_Fmt | 840 | 780 | Monkey Source Code ⁴ | text/x-monkey | MONKEY | adSOURCECODE | afsr |
| Moocode_Fmt | 841 | 781 | Moocode Source Code ⁴ | text/x-moocode | MOO | adSOURCECODE | afsr |
| NL_Fmt | 842 | 782 | NL Source Code ⁴ | | NL | adSOURCECODE | afsr |
| NSIS_Fmt | 843 | 783 | NSIS Source Code ⁴ | text/x-nsis | NSI | adSOURCECODE | afsr |
| NetLogo_Fmt | 844 | 784 | NetLogo Source Code ⁴ | | NLOGO | adSOURCECODE | afsr |
| NewLisp_Fmt | 845 | 785 | NewLisp Source Code ⁴ | text/x-newlisp | NL | adSOURCECODE | afsr |
| Nginx_Fmt | 846 | 786 | Nginx Source Code ⁴ | text/x-nginx-conf | VHOST | adSOURCECODE | afsr |
| Nix_Fmt | 847 | 787 | Nix Source Code ⁴ | text/x-nix | NIX | adSOURCECODE | afsr |
| Nu_Fmt | 848 | 788 | Nu Source Code ⁴ | | NU | adSOURCECODE | afsr |
| OCaml_Fmt | 849 | 789 | OCaml Source Code ⁴ | text/x-ocaml | | adSOURCECODE | afsr |
| OpenCL_Fmt | 850 | 790 | OpenCL Source Code ⁴ | | CL | adSOURCECODE | afsr |
| OpenEdge_ABL_Fmt | 851 | 791 | OpenEdge ABL Source Code ⁴ | text/x-openedge | | adSOURCECODE | afsr |
| OpenSCAD_Fmt | 852 | 792 | OpenSCAD Source Code ⁴ | | SCAD | adSOURCECODE | afsr |
| Ox_Fmt | 853 | 793 | Ox Source Code ⁴ | | OX | adSOURCECODE | afsr |
| Oxygene_Fmt | 854 | 794 | Oxygene Source Code ⁴ | | OXYGENE | adSOURCECODE | afsr |
| Oz_Fmt | 855 | 795 | Oz Source Code ⁴ | | OZ | adSOURCECODE | afsr |
| PAWN_Fmt | 856 | 796 | PAWN Source Code ⁴ | text/x-pawn | PWN | adSOURCECODE | afsr |
| PLpgSQL_Fmt | 857 | 797 | PLpgSQL Source Code ⁴ | text/x-plpgsql | PLSQL | adSOURCECODE | afsr |
| Pan_Fmt | 858 | 798 | Pan Source Code ⁴ | | PAN | adSOURCECODE | afsr |
| Parrot_Assembly_Fmt | 859 | 799 | Parrot Assembly Source Code ⁴ | | PASM | adSOURCECODE | afsr |

XML Export SDK C Programming Guide
Appendix A: Supported Formats

| Format Name | Number | Category | Description | MIME Type | Extension | File Class | Readers |
|--------------------|--------|----------|---|--------------------------|------------|--------------|----------------------|
| PicoLisp_Fmt | 860 | 800 | PicoLisp Source Code ⁴ | | | adSOURCECODE | afsr |
| Pike_Fmt | 861 | 801 | Pike Source Code ⁴ | text/x-pike | PIKE | adSOURCECODE | afsr |
| Pony_Fmt | 862 | 802 | Pony Source Code ⁴ | | PONY | adSOURCECODE | afsr |
| Processing_Fmt | 863 | 803 | Processing Source Code ⁴ | | PDE | adSOURCECODE | afsr |
| PureBasic_Fmt | 864 | 804 | PureBasic Source Code ⁴ | | PB | adSOURCECODE | afsr |
| QMake_Fmt | 865 | 805 | QMake File ⁴ | | | adSOURCECODE | afsr |
| RAML_Fmt | 866 | 806 | RAML Source Code ⁴ | | RAML | adSOURCECODE | afsr |
| RDoc_Fmt | 867 | 807 | RDoc Source Code ⁴ | | RDOC | adSOURCECODE | afsr |
| REXX_Fmt | 868 | 808 | REXX Source Code ⁴ | text/x-rexx | REXX | adSOURCECODE | afsr |
| Racket_Fmt | 869 | 809 | Racket Source Code ⁴ | text/x-racket | | adSOURCECODE | afsr |
| Ragel_Fmt | 870 | 810 | Ragel Source Code ⁴ | | | adSOURCECODE | afsr |
| Rascal_Fmt | 871 | 811 | Rascal Source Code ⁴ | | RSC | adSOURCECODE | afsr |
| Rebol_Fmt | 872 | 812 | Rebol Source Code ⁴ | text/x-rebol | REB, REBOL | adSOURCECODE | afsr |
| Red_Fmt | 873 | 813 | Red Source Code ⁴ | text/x-red | RED | adSOURCECODE | afsr |
| RenPy_Fmt | 874 | 814 | Ren'Py Source Code ⁴ | | RPY | adSOURCECODE | afsr |
| RenderScript_Fmt | 875 | 815 | RenderScript Source Code ⁴ | | RS | adSOURCECODE | afsr |
| Ring_Fmt | 876 | 816 | Ring Source Code ⁴ | | RING | adSOURCECODE | afsr |
| RobotFramework_Fmt | 877 | 817 | RobotFramework Source Code ⁴ | text/x-robotframework | ROBOT | adSOURCECODE | afsr |
| SAS_Fmt | 878 | 818 | SAS Source Code ⁴ | | SAS | adSOURCECODE | afsr |
| SPARQL_Fmt | 879 | 819 | SPARQL format ⁴ | application/sparql-query | | adSOURCECODE | afsr |
| SQL_Fmt | 880 | 820 | SQL format ⁴ | text/x-sql | | adSOURCECODE | afsr |
| SQLPL_Fmt | 881 | 821 | SQLPL Source Code ⁴ | | | adSOURCECODE | afsr |
| SaltStack_Fmt | 882 | 822 | SaltStack Source Code ⁴ | | SLS | adSOURCECODE | afsr |
| Scheme_Fmt | 883 | 823 | Scheme Source Code ⁴ | text/x-scheme | | adSOURCECODE | afsr |
| Scilab_Fmt | 884 | 824 | Scilab Source Code ⁴ | text/scilab | SCI | adSOURCECODE | afsr |
| Squirrel_Fmt | 885 | 825 | Squirrel Source Code ⁴ | | NUT | adSOURCECODE | afsr |
| Stan_Fmt | 886 | 826 | Stan Source Code ⁴ | | STAN | adSOURCECODE | afsr |
| Stata_Fmt | 887 | 827 | Stata Source Code ⁴ | | | adSOURCECODE | afsr |
| Stylus_Fmt | 888 | 828 | Stylus Source Code ⁴ | | STYL | adSOURCECODE | afsr |
| SuperCollider_Fmt | 889 | 829 | SuperCollider Source Code ⁴ | text/supercollider | SC | adSOURCECODE | afsr |

XML Export SDK C Programming Guide
Appendix A: Supported Formats

| Format Name | Number | Category | Description | MIME Type | Extension | File Class | Readers |
|------------------------|--------|----------|--|------------------------------|-----------|-----------------|-----------------------|
| SystemVerilog_Fmt | 890 | 830 | SystemVerilog Source Code ⁴ | text/x-systemverilog | SV | adSOURCECODE | afsr |
| TXL_Fmt | 891 | 831 | TXL Source Code ⁴ | | TXL | adSOURCECODE | afsr |
| Turing_Fmt | 892 | 832 | Turing Source Code ⁴ | | T | adSOURCECODE | afsr |
| Turtle_Fmt | 893 | 833 | Turtle Source Code ⁴ | text/turtle | TTL | adSOURCECODE | afsr |
| UrWeb_Fmt | 894 | 834 | UrWeb Source Code ⁴ | | UR, URS | adSOURCECODE | afsr |
| Vim_script_Fmt | 895 | 835 | Vim script File ⁴ | text/x-vim | VIM | adSOURCECODE | afsr |
| Visual_Basic_Fmt | 896 | 836 | Visual Basic Source Code ⁴ | text/x-vbasic | VB | adSOURCECODE | afsr |
| WebAssembly_Fmt | 897 | 837 | WebAssembly Source Code ⁴ | | WAT | adSOURCECODE | afsr |
| WebIDL_Fmt | 898 | 838 | WebIDL Source Code ⁴ | | WEBIDL | adSOURCECODE | afsr |
| X10_Fmt | 899 | 839 | X10 Source Code ⁴ | text/x-x10 | X10 | adSOURCECODE | afsr |
| XQuery_Fmt | 900 | 840 | XQuery Source Code ⁴ | text/xquery | XQM | adSOURCECODE | afsr |
| Xojo_Fmt | 901 | 841 | Xojo Source Code ⁴ | | | adSOURCECODE | afsr |
| Xtend_Fmt | 902 | 842 | Xtend Source Code ⁴ | text/x-xtend | XTEND | adSOURCECODE | afsr |
| YANG_Fmt | 903 | 843 | YANG Source Code ⁴ | | YANG | adSOURCECODE | afsr |
| Zephir_Fmt | 904 | 844 | Zephir Source Code ⁴ | | ZEP | adSOURCECODE | afsr |
| eC_Fmt | 905 | 845 | eC Source Code ⁴ | text/x-ecsrc | EC | adSOURCECODE | afsr |
| reStructuredText_Fmt | 906 | 846 | reStructuredText Source Code ⁴ | text/x-rst | | adSOURCECODE | afsr |
| xBase_Fmt | 907 | 847 | xBase Source Code ⁴ | | | adSOURCECODE | afsr |
| Windows_Installer_Fmt | 908 | 848 | MSI Windows Installer format | application/x-ole-storage | MSI | adENCAPSULATION | olesr |
| Autodesk_3ds_Max_Fmt | 909 | 849 | Autodesk 3ds Max format | | MAX | adCAD | olesr |
| PhotoDraw_Mix_Fmt | 910 | 850 | PhotoDraw MIX image | image/vnd.mix | MIX | adRASTERIMAGE | olesr |
| Softimage_SCN_Fmt | 911 | 851 | Softimage Scene SCN format | | SCN | adCAD | |
| Parasolid_XT_Fmt | 912 | 852 | Parasolid ascii XT format | | X_T | adCAD | |
| Parasolid_XB_Fmt | 913 | 853 | Parasolid binary XB format | | X_B | adCAD | |
| IGES_Fmt | 914 | 854 | Initial Graphics Exchange Specification format | model/iges | IGS | adCAD | |
| ACE_Archive_Fmt | 915 | 855 | ACE archive format | application/x-ace-compressed | ACE | adENCAPSULATION | |
| Grasshopper_GHX_Fmt | 916 | 856 | Grasshopper GHX format | | GHX | adCAD | xmlsr |
| MS_FrontPage_Macro_Fmt | 917 | 857 | Microsoft FrontPage macro file format | | FPM | adWORDPROCESSOR | |
| MS_AtWork_Fax_Fmt | 918 | 858 | Microsoft AtWork Fax format | | AWD | adFAXFORMAT | olesr |

XML Export SDK C Programming Guide
Appendix A: Supported Formats

| Format Name | Number | Category | Description | MIME Type | Extension | File Class | Readers |
|-----------------------------------|--------|----------|--|---|------------|-----------------|-------------------------|
| MS_Image_Composer_Fmt | 919 | 859 | Microsoft Image Composer format | | MIC | adRASTERIMAGE | |
| MS_Visual_InterDev_Fmt | 920 | 860 | Microsoft Visual InterDev web project items file | | WDM | adSWDEV | |
| Macromedia_Flash_FLA_OLE_Fmt | 921 | 861 | Macromedia Flash FLA Project File OLE format | | FLA | adWORDPROCESSOR | |
| Corel_Draw_X4_Fmt | 922 | 862 | CorelDRAW version X4 onwards | application/x-vnd.corel.zcf.draw.document+zip | CDRX | adVECTORGRAPHIC | |
| Ogg_Daala_Fmt | 923 | 863 | Ogg Daala video format | video/daala | OGV | adMOVIE | |
| Ogg_BBC_Dirac_Fmt | 924 | 864 | Ogg BBC Dirac video format | video/x-dirac | OGV | adMOVIE | |
| PKCS_7_Fmt | 925 | 865 | PKCS #7 cryptographic format | application/pkcs7-signature | P7S | adENCAPSULATION | pkcs7sr |
| Time_Stamped_Data_Fmt | 926 | 866 | Time-stamped data format | application/timestamped-data | TSD | adENCAPSULATION | |
| Sereal_Fmt | 927 | 867 | Sereal data serialization format | application/sereal | SRL | adMISC | |
| Associated_Signature_Simple_Fmt | 928 | 868 | Associated Signature Container Simple format | application/vnd.etsi.asic-s+zip | ASICS | adENCAPSULATION | |
| Associated_Signature_Extended_Fmt | 929 | 869 | Associated Signature Container Extended format | application/vnd.etsi.asic-e+zip | ASICE | adENCAPSULATION | |
| iBooks_Fmt | 930 | 870 | Apple iBooks format | application/x-ibooks+zip | IBOOKS | adWORDPROCESSOR | epubsr |
| PDF_Forms_Data_Fmt | 931 | 871 | PDF Forms Data Format | application/vnd.fdf | FDF | adWORDPROCESSOR | |
| PDF_XML_Forms_Data_Fmt | 932 | 872 | PDF XML Forms Data Format | application/vnd.adobe.xfdf | XPDF | adWORDPROCESSOR | xmlsr |
| AxCrypt_Fmt | 933 | 873 | AxCrypt encrypted document | application/x-axcrypt | AXX | adENCAPSULATION | |
| Unix_Archive_Fmt | 934 | 874 | Unix Archive ar format | application/x-archive | AR | adENCAPSULATION | |
| Berkeley_Btree_Database_Fmt | 935 | 875 | Berkeley DB btree database format | application/x-berkeley-db | DB | adDATABASE | |
| Berkeley_Hash_Database_Fmt | 936 | 876 | Berkeley DB hash database format | application/x-berkeley-db | DB | adDATABASE | |
| Berkeley_Log_Database_Fmt | 937 | 877 | Berkeley DB log database format | application/x-berkeley-db | | adDATABASE | |
| Berkeley_Queue_Database_Fmt | 938 | 878 | Berkeley DB queue database format | application/x-berkeley-db | | adDATABASE | |
| BitTorrent_Fmt | 939 | 879 | BitTorrent file format | application/x-bittorrent | TORRENT | adMISC | |
| Chrome_Extension_Fmt | 940 | 880 | Google Chrome Extension format | application/x-chrome-package | CRX | adENCAPSULATION | |
| Dalvik_Executable_Fmt | 941 | 881 | Dalvik Executable dex format | application/x-dex | DEX | adEXECUTABLE | |
| Foxmail_Fmt | 942 | 882 | Foxmail email format | application/x-foxmail | BOX | adWORDPROCESSOR | |
| GRIB_Fmt | 943 | 883 | General Regularly-distributed Information in Binary form GRIB format | application/x-grib | GRB, GRIB2 | adSCIENTIFIC | |
| Zstandard_Fmt | 944 | 884 | Zstandard compression format | application/zstd | ZSTD | adENCAPSULATION | zstdsr |
| LZ4_Fmt | 945 | 885 | LZ4 compressed file | application/x-lz4 | LZ4 | adENCAPSULATION | |

XML Export SDK C Programming Guide
Appendix A: Supported Formats

| Format Name | Number | Category | Description | MIME Type | Extension | File Class | Readers |
|-------------------------------|--------|----------|--|-------------------------------|---------------|-----------------|-----------------------|
| MS_Money_Fmt | 946 | 886 | Microsoft Money format | application/x-msmoney | MNY | adSPREADSHEET | |
| NetCDF_Fmt | 947 | 887 | Network Common Data Form NetCDF format | application/x-netcdf | NC | adMISC | |
| SAS6_Data_Fmt | 948 | 888 | SAS 6 Data storage format | application/x-sas-data-v6 | SD2 | adDATABASE | |
| SAS_Transport_Fmt | 949 | 889 | SAS Transport File XPORT format | application/x-sas-xport | XPT, XPORT | adDATABASE | |
| Snappy_Framed_Fmt | 950 | 890 | Snappy Framed compression format | application/x-snappy-framed | SZ | adENCAPSULATION | |
| Stata_Data_Fmt | 951 | 891 | Stata Data Format | application/x-stata-dta | DTA | adDATABASE | |
| SPSS_SAV_Fmt | 952 | 892 | SPSS Statistics Data File Format | | SAV | adDATABASE | |
| Zoo_Archive_Fmt | 953 | 893 | Zoo Compressed Archive Format | application/x-zoo | ZOO | adENCAPSULATION | |
| CDX_Fmt | 954 | 894 | ChemDraw CDX format | chemical/x-cdx | CDX | adSCIENTIFIC | |
| CDXML_Fmt | 955 | 895 | ChemDraw CDXML format | application/vnd.chemdraw+xml | CDXML | adSCIENTIFIC | xmlsr |
| BPG_Fmt | 956 | 896 | Better Portable Graphics BPG format | image/x-bpg | BPG | adRASTERIMAGE | |
| Apple_Icon_Fmt | 957 | 897 | Apple Icon image format | image/icns | ICNS | adRASTERIMAGE | |
| NITF_Fmt | 958 | 898 | National Imagery Transmission Format NITF image | image/nitf | NTF, NITF | adRASTERIMAGE | |
| ERDAS_Imagine_Fmt | 959 | 899 | ERDAS Imagine image format | application/x-erdas-hfa | HFA, RRD, AUX | adRASTERIMAGE | |
| MS_Office_Temporary_Owner_Fmt | 960 | 900 | Microsoft Office temporary owner file | application/x-ms-owner | | adMISC | |
| EAC3_Audio_Fmt | 961 | 901 | Enhanced-AC3 (EAC3) Audio File format | audio/eac3 | AC3 | adSOUND | |
| COFF_Relocatable_Fmt | 962 | 902 | Common Object File Format (COFF) relocatable object | application/x-object-file | O | adOBJECTMODULE | |
| COFF_Executable_Fmt | 963 | 903 | Common Object File Format (COFF) executable | application/x-executable-file | | adEXECUTABLE | |
| COFF_Dynamic_Lib_Fmt | 964 | 904 | Common Object File Format (COFF) dynamic library | application/x-library-file | | adLIBRARY | |
| ELF_Core_Fmt | 965 | 905 | ELF Core file | application/x-coredump | | adMISC | |
| Purify_Fmt | 966 | 906 | Rational Purify data file | | PFY | adMISC | |
| Kryptel_Fmt | 967 | 907 | Kryptel encrypted file | | EDC | adENCAPSULATION | |
| Windows_Core_Dump_Fmt | 968 | 908 | Windows heap or mini core dump file | application/x-dmp | DMP | adMISC | |
| Qt_Prerendered_Font_Fmt | 969 | 909 | Qt Prerendered Font format | | QPF2 | adFONT | |
| AIX_Relocatable_Fmt | 970 | 910 | AIX/RISC COFF relocatable object | application/x-object-file | | adOBJECTMODULE | |

XML Export SDK C Programming Guide
Appendix A: Supported Formats

| Format Name | Number | Category | Description | MIME Type | Extension | File Class | Readers |
|-----------------------------|--------|----------|---|-------------------------------|-----------|-----------------|-------------------------|
| AIX_Executable_Fmt | 971 | 911 | AIX/RISC COFF executable | application/x-executable-file | | adEXECUTABLE | |
| AIX_Dynamic_Lib_Fmt | 972 | 912 | AIX/RISC COFF dynamic library | application/x-library-file | A | adLIBRARY | |
| HPUX_Relocatable_Fmt | 973 | 913 | HPUX/PA-RISC COFF relocatable object | application/x-object-file | | adOBJECTMODULE | |
| HPUX_Executable_Fmt | 974 | 914 | HPUX/PA-RISC COFF executable | application/x-executable-file | | adEXECUTABLE | |
| HPUX_Dynamic_Lib_Fmt | 975 | 915 | HPUX/PA-RISC COFF dynamic library | application/x-library-file | SL | adLIBRARY | |
| XML_EBCDIC_Fmt | 976 | 916 | EBCDIC-encoded XML file | application/xml | XML | adWORDPROCESSOR | |
| MPEG_JVT_H264_Fmt | 977 | 917 | MPEG JVT-NAL sequence H264 video | video/h264 | 264 | adMOVIE | |
| Material_Exchange_Fmt | 978 | 918 | Material Exchange Format audio-video container format | application/mxf | MXF | adMOVIE | |
| MS_Agent_Character_Fmt | 979 | 919 | Microsoft Agent Character file | | ACS | adMOVIE | |
| Quicken_Fmt | 980 | 920 | Quicken data file | | QDF | adMISC | |
| MS_Outlook_Address_Fmt | 981 | 921 | Microsoft Outlook address file | | WAB | adMISC | |
| MS_Answer_Wizard_Fmt | 982 | 922 | Microsoft Answer Wizard file | | | adMISC | |
| ADX_Fmt | 983 | 923 | ADX audio file | | ADX | adSOUND | |
| System_Deployment_Image_Fmt | 984 | 924 | Microsoft System Deployment Image SDI format | | SDI | adMISC | |
| Free_Lossless_Image_Fmt | 985 | 925 | Free Lossless Image Format (FLIF) | image/flif | FLIF | adRASTERIMAGE | |
| DPX_Fmt | 986 | 926 | Digital Picture Exchange (DPX) image format | image/dpx | DPX | adRASTERIMAGE | |
| Avro_Fmt | 987 | 927 | Apache Avro binary format | | AVRO | adMISC | avrosr |
| InstallShield_Archive_Fmt | 988 | 928 | InstallShield archive (early versions) format | | EX_ | adENCAPSULATION | |
| Mac_Executable_Fmt | 989 | 929 | Mac OS-X (Mach-O) executable format | | | adEXECUTABLE | |
| GDSII_Fmt | 990 | 930 | GDSII data format | | GDS, GDS2 | adCAD | gdsiisr |
| ActiveMime_Fmt | 991 | 931 | Microsoft ActiveMime (mso) documents | application/x-mso | MSO | adMISC | |
| SmartCharts_Fmt | 992 | 932 | BizInt SmartCharts data format | | CHP, CHRR | adMISC | |
| Webex_ARF_Fmt | 993 | 933 | Webex advanced network ARF recordings | | ARF | adMOVIE | |
| Webex_WRF_Fmt | 994 | 934 | Webex local WRF recordings | | WRF | adMOVIE | |

XML Export SDK C Programming Guide
Appendix A: Supported Formats

| Format Name | Number | Category | Description | MIME Type | Extension | File Class | Readers |
|-----------------------------|--------|----------|--|---|-----------|------------------|-----------------------|
| PGP_NetShare_Fmt | 995 | 935 | Symantec PGP NetShare encrypted file | | | adENCAPSULATION | |
| Ability_WP_OLE_Fmt | 996 | 936 | Ability Write later versions format | | AWW | adWORDPROCESSOR | olesr |
| Ability_SS_OLE_Fmt | 997 | 937 | Ability Spreadsheet later versions format | | AWS | adSPREADSHEET | |
| InDesign_IDML_Fmt | 998 | 938 | Adobe InDesign IDML format | application/vnd.adobe.indesign-idml-package | IDML | adDESKTOPPUBLISH | |
| Executable_JAR_Fmt | 999 | 939 | Executable Java Archive (jar) file | application/java-archive | JAR | adENCAPSULATION | unzip |
| IDOL_IDX_Fmt | 1000 | 940 | IDOL Server IDX file | | IDX | adENCAPSULATION | |
| Android_Package_Kit_Fmt | 1001 | 941 | Android Package Kit (APK) format | application/vnd.android.package-archive | APK | adEXECUTABLE | |
| Android_Binary_XML_Fmt | 1002 | 942 | Android Binary XML (compressed by aapt) format | application/xml | XML | adWORDPROCESSOR | |
| Java_WAR_Fmt | 1003 | 943 | Java WAR file format | | WAR | adENCAPSULATION | |
| Java_EAR_Fmt | 1004 | 944 | Java EAR file format | | EAR | adENCAPSULATION | |
| Atom_Syndication_Fmt | 1005 | 945 | Atom Syndication Format | application/atom+xml | ATOM | adWORDPROCESSOR | xmlsr |
| RSS_Fmt | 1006 | 946 | RSS syndication XML format | application/rss+xml | RSS | adWORDPROCESSOR | xmlsr |
| SMIL_Fmt | 1007 | 947 | Synchronized Multimedia Integration Language (SMIL) XML format | application/smil+xml | SMIL | adWORDPROCESSOR | xmlsr |
| XSLT_Fmt | 1008 | 948 | Extensible Stylesheet Language Transformations (XSLT) format | application/xslt+xml | XSL, XSLT | adWORDPROCESSOR | xmlsr |
| XML_Shareable_Playlist_Fmt | 1009 | 949 | XML Shareable Playlist Format (XSPF) | application/xspf+xml | XSPF | adWORDPROCESSOR | xmlsr |
| FictionBook_Fmt | 1010 | 950 | FictionBook e-book XML format | application/x-fictionbook+xml | FB2 | adWORDPROCESSOR | xmlsr |
| Adobe_Premiere_Project_Fmt | 1011 | 951 | Adobe Premiere project format | image/vnd.adobe.premiere | PPJ | adMISC | |
| RDF_XML_Fmt | 1012 | 952 | RDF/XML format | application/rdf+xml | RDF | adWORDPROCESSOR | xmlsr |
| Really_Simple_Discovery_Fmt | 1013 | 953 | Really Simple Discovery (RSD) XML format | application/rsd+xml | RSD | adWORDPROCESSOR | xmlsr |
| SBML_Fmt | 1014 | 954 | Systems Biology Markup Language (SBML) XML format | application/sbml+xml | SBML | adWORDPROCESSOR | xmlsr |
| SRU_Fmt | 1015 | 955 | Search/Retrieve via URL (SRU) XML format | application/sru+xml | SRU | adWORDPROCESSOR | xmlsr |
| SSML_Fmt | 1016 | 956 | Speech Synthesis Markup Language (SSML) XML format | application/ssml+xml | SSML | adWORDPROCESSOR | xmlsr |
| PLS_Fmt | 1017 | 957 | Pronunciation Lexicon Specification (PLS) XML format | application/pls+xml | PLS | adWORDPROCESSOR | xmlsr |
| TEI_Fmt | 1018 | 958 | Text Encoding Initiative (TEI) XML | application/tei+xml | TEI | adWORDPROCESSOR | xmlsr |

XML Export SDK C Programming Guide
Appendix A: Supported Formats

| Format Name | Number | Category | Description | MIME Type | Extension | File Class | Readers |
|-----------------------------|--------|----------|---|---------------------------------|-----------|-----------------|-----------------------|
| | | | format | | | | |
| METS_Fmt | 1019 | 959 | Metadata Encoding and Transmission Standard (METS) XML format | application/mets+xml | METS | adWORDPROCESSOR | xmlsr |
| MODS_Fmt | 1020 | 960 | Metadata Object Description Schema (MODS) XML format | application/mods+xml | MODS | adWORDPROCESSOR | xmlsr |
| Metalink_Fmt | 1021 | 961 | Metalink XML format | application/metalink4+xml | METALINK | adWORDPROCESSOR | xmlsr |
| Open_eBook_Fmt | 1022 | 962 | Open eBook (OEBPS) XML format | application/oebps-package+xml | OPF | adWORDPROCESSOR | xmlsr |
| SRGS_Fmt | 1023 | 963 | Speech Recognition Grammar Specification (SRGS) XML format | application/srgs+xml | SRGS | adWORDPROCESSOR | xmlsr |
| SPARQL_Results_Fmt | 1024 | 964 | SPARQL Query Results XML format | application/sparql-results+xml | SRX | adWORDPROCESSOR | xmlsr |
| Adobe_XML_Data_Package_Fmt | 1025 | 965 | Adobe XML Data Package format | application/vnd.adobe.xdp+xml | XDP | adWORDPROCESSOR | xmlsr |
| ESzigno_Fmt | 1026 | 966 | e-Szigno signed xml document | application/vnd.eszigno3+xml | ES3 | adWORDPROCESSOR | xmlsr |
| Mozilla_XUL_Fmt | 1027 | 967 | Mozilla XML User Interface Language (XUL) XML format | application/vnd.mozilla.xul+xml | XUL | adWORDPROCESSOR | xmlsr |
| SyncML_Fmt | 1028 | 968 | Synchronization Markup Language (SyncML) XML format | application/vnd.syncml+xml | XML | adWORDPROCESSOR | xmlsr |
| VoiceXML_Fmt | 1029 | 969 | VoiceXML (VXML) XML format | application/voicexml+xml | VXML | adWORDPROCESSOR | xmlsr |
| TI_Target_Configuration_Fmt | 1030 | 970 | Texas Instruments CCXML target configuration XML format | | CCXML | adWORDPROCESSOR | |
| LZFSE_Fmt | 1031 | 971 | Lempel-Ziv Finite State Entropy (LZFSE) compression format | | LZFSE | adENCAPSULATION | |
| Kindle_eBook_Fmt | 1032 | 972 | Amazon Kindle or Mobipocket eBook format | application/vnd.amazon.ebook | AZW, PRC | adWORDPROCESSOR | |
| Oasis_Stream_Fmt | 1033 | 973 | Open Artwork System Interchange Standard (OASIS) format | | OAS | adMISC | |
| Amazon_KFX_Fmt | 1034 | 974 | Amazon KFX eBook format | | KFX | adWORDPROCESSOR | |
| KTX_Fmt | 1035 | 975 | KTX image format | image/ktx | KTX | adRASTERIMAGE | |
| GMSH_Mesh_Fmt | 1036 | 976 | GMSH Mesh polygon format | model/mesh | MSH | adCAD | |
| Collada_DAE_Fmt | 1037 | 977 | Collada Digital Asset Exchange (DAE) format | model/vnd.collada+xml | DAE | adCAD | xmlsr |
| YIN_Fmt | 1038 | 978 | YIN XML format | application/yin+xml | YIN | adWORDPROCESSOR | xmlsr |
| MPEG_Playlist_Fmt | 1039 | 979 | MPEG audio playlist format | audio/mpegurl | M3U | adSOUND | |
| Windows_Audio_Playlist_Fmt | 1040 | 980 | Windows Audio playlist format | audio/x-ms-wax | WAX | adSOUND | xmlsr |
| DTS_Audio_Fmt | 1041 | 981 | DTS Coherent Acoustics audio | audio/vnd.dts | DTS | adSOUND | |

XML Export SDK C Programming Guide
Appendix A: Supported Formats

| Format Name | Number | Category | Description | MIME Type | Extension | File Class | Readers |
|-------------------------------|--------|----------|--|--|-----------|-----------------|--------------------------|
| | | | format | | | | |
| Chemical_Markup_Language_Fmt | 1042 | 982 | Chemical Markup Language (CML) XML format | chemical/x-cml | CML | adWORDPROCESSOR | xmlsr |
| CrystalMaker_Fmt | 1043 | 983 | CrystalMaker chemical format | chemical/x-cmdf | CMDF | adSCIENTIFIC | |
| VTK_XML_Fmt | 1044 | 984 | Visualization Toolkit VTK XML format | model/vnd.vtu | VTU | adVECTORGRAPHIC | xmlsr |
| IPFIX_Fmt | 1045 | 985 | IP Flow Information Export (IPFIX) format | application/ipfix | IPFIX | adMISC | |
| Portable_Font_Resource_Fmt | 1046 | 986 | Portable Font Resource font format | application/font-tdpfr | PFR | adFONT | |
| MARC_Fmt | 1047 | 987 | Machine-Readable Cataloging (MARC21) format | application/marc | MARC | adDATABASE | |
| MARC_XML_Fmt | 1048 | 988 | Machine-Readable Cataloging (MARC) XML format | application/marcxml+xml | XML | adWORDPROCESSOR | xmlsr |
| XAR_Fmt | 1049 | 989 | Extensible Archive (XAR) format | | | adENCAPSULATION | |
| Symbian_Installer_Fmt | 1050 | 990 | Symbian installer format | application/vnd.symbian.install | SIS | adENCAPSULATION | |
| SO_Drawing_XML_Fmt | 1051 | 316 | OpenDocument format (OpenOffice 1/StarOffice 6.7) Drawing XML | application/vnd.sun.xml.draw | SXD | adVECTORGRAPHIC | kpodfrdr |
| SO_Text_Global_XML_Fmt | 1052 | 991 | OpenDocument format (OpenOffice 1/StarOffice 6.7) Writer Master document XML | application/vnd.sun.xml.writer.global | SXG | adWORDPROCESSOR | |
| ODF_Chart_Fmt | 1053 | 992 | ODF Chart | application/vnd.oasis.opendocument.chart | ODC | adVECTORGRAPHIC | |
| ODF_Database_Fmt | 1054 | 993 | ODF Database | application/vnd.sun.xml.base | ODB | adDATABASE | |
| ODF_Image_Fmt | 1055 | 994 | ODF Image | application/vnd.oasis.opendocument.image | ODI | adRASTERIMAGE | |
| ODF_Text_Master_Fmt | 1056 | 995 | ODF Text Master | application/vnd.oasis.opendocument.text-master | ODM | adWORDPROCESSOR | odfwpsr |
| ODF_Text_Web_Fmt | 1057 | 996 | ODF Text Web | application/vnd.oasis.opendocument.text-web | OTH | adWORDPROCESSOR | odfwpsr |
| ODF_Chart_Template_Fmt | 1058 | 997 | ODF Chart Template | application/vnd.oasis.opendocument.chart-template | OTC | adVECTORGRAPHIC | |
| ODF_Formula_Template_Fmt | 1059 | 998 | ODF Formula Template | application/vnd.oasis.opendocument.formula-template | OTF | adWORDPROCESSOR | unzip |
| ODF_Drawing_Template_Fmt | 1060 | 316 | ODF Drawing/Graphics Template | application/vnd.oasis.opendocument.graphics-template | OTG | adVECTORGRAPHIC | kpodfrdr |
| ODF_Image_Template_Fmt | 1061 | 999 | ODF Image Template | application/vnd.oasis.opendocument.image-template | OTI | adRASTERIMAGE | |
| ODF_Presentation_Template_Fmt | 1062 | 316 | ODF Presentation Template | application/vnd.oasis.opendocument.presentation-template | OTP | adPRESENTATION | kpodfrdr |
| ODF_Spreadsheet_Template_Fmt | 1063 | 315 | ODF Spreadsheet Template | application/vnd.oasis.opendocument.spreadsheet-template | OTS | adSPREADSHEET | odfsssr |
| ODF_Text_Template_Fmt | 1064 | 314 | ODF Text Template | application/vnd.oasis.opendocument.text-template | OTT | adWORDPROCESSOR | odfwpsr |

XML Export SDK C Programming Guide
Appendix A: Supported Formats

| Format Name | Number | Category | Description | MIME Type | Extension | File Class | Readers |
|------------------------------|--------|----------|---|---|-----------|-----------------|-----------------------|
| ODF_Chart_XML_Fmt | 1065 | 1000 | ODF Chart flat XML format | application/vnd.oasis.opendocument.chart.xml | FODC | adVECTORGRAPHIC | |
| ODF_Drawing_XML_Fmt | 1066 | 1001 | ODF Drawing/Graphics flat XML format | application/vnd.oasis.opendocument.formula.xml | FODG | adWORDPROCESSOR | |
| ODF_Formula_XML_Fmt | 1067 | 1002 | ODF Formula flat XML format | application/vnd.oasis.opendocument.graphics.xml | FODF | adVECTORGRAPHIC | |
| ODF_Image_XML_Fmt | 1068 | 1003 | ODF Image flat XML format | application/vnd.oasis.opendocument.image.xml | FODI | adRASTERIMAGE | |
| ODF_Presentation_XML_Fmt | 1069 | 1004 | ODF Presentation flat XML format | application/vnd.oasis.opendocument.presentation.xml | FODP | adPRESENTATION | |
| ODF_Spreadsheet_XML_Fmt | 1070 | 1005 | ODF Spreadsheet flat XML format | application/vnd.oasis.opendocument.spreadsheet.xml | FODS | adSPREADSHEET | |
| ODF_Text_XML_Fmt | 1071 | 1006 | ODF Text flat XML format | application/vnd.oasis.opendocument.text.xml | FODT | adWORDPROCESSOR | |
| ODF_Extension_Fmt | 1072 | 1007 | ODF Extension format | application/vnd.openofficeorg.extension | OXT | adMISC | |
| StarView_Metafile_Fmt | 1073 | 1008 | OpenOffice StarView MetaFile format | image/x-svm | SVM | adRASTERIMAGE | |
| BBeB_LRF_eBook_Fmt | 1074 | 1009 | Broad Band eBook (BBeB) in LRF format | application/x-ext-lrf | LRF | adWORDPROCESSOR | |
| GPG_Trust_DB_Fmt | 1075 | 1010 | GPG trust database format | | GPG | adMISC | |
| VICE_Emulator_Fmt | 1076 | 1011 | VICE (Versatile Commodore Emulator) format | | VSF | adMISC | |
| Portable_Game_Notation_Fmt | 1077 | 1012 | Portable Game Notation chess format | application/vnd.chess-pgn | PGN | adWORDPROCESSOR | |
| Doom_WAD_Fmt | 1078 | 1013 | Doom IWAD/PWAD format | application/x-doom | WAD | adMISC | |
| Device_Tree_Blob_Fmt | 1079 | 1014 | Linux Device Tree Blob format | | DTB | adMISC | |
| BDF_Font_Fmt | 1080 | 1015 | Glyph Bitmap Distribution Format | application/x-font-bdf | BDF | adFONT | |
| PC_Screen_Font_Fmt | 1081 | 1016 | PC Screen Font format | application/x-font-psf | PSF | adFONT | |
| JNLP_Fmt | 1082 | 1017 | Java Network Launching Protocol | application/x-java-jnlp-file | JNLP | adWORDPROCESSOR | xmlsr |
| XAML_Browser_Application_Fmt | 1083 | 1018 | XAML Browser Application (XBAP) format | application/x-ms-xbap | XBAP | adWORDPROCESSOR | xmlsr |
| MS_Binder_Fmt | 1084 | 1019 | Microsoft Office Binder format | application/x-msbinder | OBP | adENCAPSULATION | olesr |
| XAP_Fmt | 1085 | 1020 | Microsoft Silverlight application (XAP) format | application/x-silverlight-app | XAP | adENCAPSULATION | |
| Stuftt_X_Fmt | 1086 | 1021 | Stuftt X (SITX) archive format | application/x-stufttx | SITX | adENCAPSULATION | |
| FIG_Fmt | 1087 | 1022 | Facility for Interactive Generation of figures (FIG) image format | application/x-fig | FIG | adVECTORGRAPHIC | |
| XPIInstall_Fmt | 1088 | 1023 | XPIInstall Cross-Platform Installer Module (XPI) format | application/x-xpinstall | XPI | adENCAPSULATION | |
| XDF_Fmt | 1089 | 1024 | Extensible Data Format (XDF) XML | | XDF | adWORDPROCESSOR | xmlsr |

XML Export SDK C Programming Guide
Appendix A: Supported Formats

| Format Name | Number | Category | Description | MIME Type | Extension | File Class | Readers |
|--------------------------|--------|----------|--|---|--------------------------|-----------------|--------------------------|
| | | | format | | | | |
| MXML_Fmt | 1090 | 1025 | MXML UI markup language XML format | | MXML | adWORDPROCESSOR | xmlsr |
| MusicXML_Fmt | 1091 | 1026 | MusicXML format | application/vnd.recordare.musicxml | MXL | adENCAPSULATION | xmlsr |
| Finale_Fmt | 1092 | 1027 | Finale audio format | | MUS | adSOUND | |
| Spotfire_DXP_Fmt | 1093 | 1028 | TIBCO Spotfire DXP data format | application/vnd.spotfire.dxp | DXP | adANALYTICS | |
| MS_Office_Theme_2007_Fmt | 1094 | 1029 | Microsoft Office theme format | application/vnd.ms-officetheme | THMX | adMISC | |
| Adobe_AIR_Installer_Fmt | 1095 | 1030 | Adobe AIR application installer package | application/vnd.adobe.air-application-installer-package+zip | AIR | adENCAPSULATION | |
| Flex_Project_Fmt | 1096 | 1031 | Adobe Flash Flex project file format | application/vnd.adobe.fxp | FXP | adENCAPSULATION | |
| FoxPro_Fmt | 1097 | 1032 | FoxPro compiled source format | | FXP | adLIBRARY | |
| VST_Preset_Fmt | 1098 | 1033 | Virtual Studio Technology (VST) preset format | | FXP | adSOUND | |
| Mischief_Image_Fmt | 1099 | 1034 | Mischief vector graphics image format | | ART | adVECTORGRAPHIC | |
| FreeArc_Fmt | 1100 | 1035 | FreeArc archive format | application/x-freearc | ARC | adENCAPSULATION | |
| Autodesk_3ds_Fmt | 1101 | 1036 | Autodesk 3ds format | application/x-3ds | 3DS | adCAD | |
| Monkeys_Audio_Fmt | 1102 | 1037 | Monkey's Audio format | | APE | adSOUND | |
| CALS_Fmt | 1103 | 1038 | CALS raster image format | | CAL | adRASTERIMAGE | |
| Dr_Halo_PAL_Fmt | 1104 | 1039 | Dr Halo raster image PAL file format | | PAL | adRASTERIMAGE | |
| DPG_Fmt | 1105 | 1040 | Nintendo DS DPG video format | | DPG | adMOVIE | |
| JPEG_XR_Fmt | 1106 | 1041 | JPEG XR (extended range) image format | image/vnd.ms-photo | JXR, HDP | adRASTERIMAGE | |
| TCR_eBook_Fmt | 1107 | 1042 | TCR/ZVR (Text Compression for Reader) eBook format | | TCR, ZVR | adWORDPROCESSOR | |
| IHEX_Fmt | 1108 | 1043 | Intel Hex format | | IHEX | adENCAPSULATION | |
| QCOW_Fmt | 1109 | 1044 | QEMU Copy On Write | | QCOW | adENCAPSULATION | |
| VDI_Fmt | 1110 | 1045 | VirtualBox Disk Image | | VDI | adENCAPSULATION | |
| OneNote_Alternate_Fmt | 1111 | 1046 | OneNote Alternative Packaging Format | | | adWORDPROCESSOR | onealtsr |
| RMS_Protected_Fmt | 1112 | 1047 | Rights Management Services (RMS)-protected format | | PFILE, PPDF, PJPEG, PTXT | adWORDPROCESSOR | pfilesr |
| Portfolio_PDF_Fmt | 1113 | 1048 | Portfolio PDF File | application/pdf | PDF | adWORDPROCESSOR | pdfsr |

XML Export SDK C Programming Guide
Appendix A: Supported Formats

| Format Name | Number | Category | Description | MIME Type | Extension | File Class | Readers |
|---------------------------------|--------|----------|--|------------------------------------|-----------|-----------------|-----------------------|
| Crystal_Reports_Fmt | 1114 | 1049 | SAP Crystal Reports format | application/x-rpt | RPT | adANALYTICS | olesr |
| Thumbs_db_Fmt | 1115 | 1050 | Microsoft Windows thumbs.db format | | DB | adENCAPSULATION | |
| PagePlus_Fmt | 1116 | 1051 | Serif PagePlus format | | PPP | adDESKTOPPUBLSH | olesr |
| MS_Project_Exchange_Fmt | 1117 | 1052 | Microsoft Project Exchange format | | MPX | adSCHEDULE | |
| MS_Management_Pack_MPX_Fmt | 1118 | 1053 | Microsoft Systems Center Operation Manager (SCOM) management pack MPX format | | MPX | adMISC | xmlsr |
| AutoCAD_VBA_Project_Fmt | 1119 | 1054 | AutoCAD VBA project format | | DVB | adMISC | |
| PLY_ASCII_Fmt | 1120 | 1055 | Polygon File Format (PLY) ASCII format | | PLY | adCAD | |
| PLY_Binary_Fmt | 1121 | 1056 | Polygon File Format (PLY) binary format | | PLY | adCAD | |
| JavaView_JVX_Fmt | 1122 | 1057 | JavaView XML (JVX) format | | JVX | adCAD | xmlsr |
| X3D_Fmt | 1123 | 1058 | Extensible 3d Graphics (X3D) XML format | model/x3d+xml | X3D | adCAD | |
| ZBrush_Project_Fmt | 1124 | 1059 | ZBrush ZProject (ZPR) format | | ZPR | adCAD | |
| ZBrush_Tool_Fmt | 1125 | 1060 | ZBrush ZTool (ZTL) format | | ZTL | adCAD | |
| Windows_Installer_Patch_Fmt | 1126 | 1061 | Microsoft Windows Installer Patch Package (MSP) format | | MSP | adENCAPSULATION | olesr |
| Windows_Installer_Transform_Fmt | 1127 | 1062 | Microsoft Windows Installer Transform (MST) format | | MST | adENCAPSULATION | |
| Lotus_Approach_Fmt | 1128 | 1063 | Lotus Approach format | application/vnd.lotus-approach | APR, MPR | adDATABASE | |
| Outlook_SendRcv_Settings_Fmt | 1129 | 1064 | Microsoft Outlook 2002 Send-Receive Settings | | SRS | adMISC | |
| MS_Publisher_Scheme_Fmt | 1130 | 1065 | Microsoft Publisher colour scheme | | SCM | adMISC | |
| SO_Chart_Fmt | 1131 | 1066 | Star Office 4,5 Chart | application/vnd.stardivision.chart | SDS | adVECTORGRAPHIC | olesr |
| SO_Database_Fmt | 1132 | 1067 | Star Office 4,5 Database | application/vnd.stardivision.base | SDB | adDATABASE | olesr |
| SO_Library_Fmt | 1133 | 1068 | Star Office 4,5 Library | | SBL | adLIBRARY | |
| PageMaker_Document_Fmt | 1134 | 1069 | Adobe PageMaker document | application/pagemaker | PMD | adDESKTOPPUBLSH | |
| MS_DTS_Fmt | 1135 | 1070 | Microsoft Data Transformation Services (DTS) package file | | DTS | adMISC | |
| Cognos_PowerPlay_PPR_Fmt | 1136 | 1071 | Cognos PowerPlay up to version 7 (PPR) format | | PPR | adANALYTICS | |
| Visual_Studio_SUO_Fmt | 1137 | 1072 | Microsoft Visual Studio solution user | | SUO | adSWDEV | |

XML Export SDK C Programming Guide
Appendix A: Supported Formats

| Format Name | Number | Category | Description | MIME Type | Extension | File Class | Readers |
|-----------------------------|--------|----------|---|---------------------------------|--|-----------------------------------|-----------------------|
| | | | options (suo) file | | | | |
| MS_GraphEdit_Fmt | 1138 | 1073 | Microsoft GraphEdit File format | | GRF | adMISC | |
| ArcGIS_Graph_Fmt | 1139 | 1074 | ArcGIS Graph format | | GRF | adGIS | |
| SID_Audio_Fmt | 1140 | 1075 | SID Audio format | audio/prs.sid | SID | adSOUND | |
| MrSID_Fmt | 1141 | 1076 | LizardTech MrSID image format | image/x-mrsid | SID | adRASTERIMAGE | |
| Cardfile_Fmt | 1142 | 1077 | Microsoft Windows Cardfile address book format | application/x-mscardfile | CRD | adWORDPROCESSOR | |
| MS_Word_Mac_4_Fmt | 1143 | 205 | Microsoft Word for Macintosh (version 4,5) | application/msword | DOC | adWORDPROCESSOR | mbsr |
| WordPerfect_5_Fmt | 1144 | 80 | WordPerfect (version 5) | application/x-corel-wordperfect | WOP, DOC | adWORDPROCESSOR | wosr |
| WordPerfect_6_Fmt | 1145 | 178 | Corel WordPerfect (version 6 and higher) | application/x-corel-wordperfect | WPD | adWORDPROCESSOR | wp6sr |
| WordPerfect_Graphics_1_Fmt | 1146 | 85 | WordPerfect Graphics (version 1) | application/vnd.wordperfect | WPG, QPG | adRASTERIMAGE, adVECTORGRAPHIC | |
| Organization_Chart_Fmt | 1147 | 1078 | OrgPlus Organization Chart | application/orgplus | OPX | adDATABASE | |
| Lotus_Organizer_Fmt | 1148 | 1079 | Lotus Organizer documents | application/vnd.lotus-organizer | OR2, OR3, OR4, OR5, OR6 | adSCHEDULE | |
| MS_DBML_Fmt | 1149 | 1080 | Microsoft Database Markup Language XML document | | DBML | adWORDPROCESSOR | |
| XMind_Fmt | 1150 | 1081 | XMind document | application/xmind | XMIND | adPRESENTATION | |
| MSI_Cerius_Fmt | 1151 | 1082 | MSI Cerius chemical formula document | chemical/x-cerius | MSI | adSCIENTIFIC | |
| GenBank_Fmt | 1152 | 1083 | GenBank DNA character sequence document | chemical/x-genbank | GB | adSCIENTIFIC | |
| GIS_World_File_Fmt | 1153 | 1084 | ESRI GIS World file | | BPW, GFW, JGW, J2W, PGW, SDW, TFW, WLD | adGIS | afsr |
| GIS_Projection_Metadata_Fmt | 1154 | 1085 | ESRI Projection Metadata (PRJ) file | | PRJ | adGIS | |
| PowerWorld_Binary_Fmt | 1155 | 1086 | PowerWorld Binary (PWB) file | | PWB | adCAD | |
| PowerWorld_Display_Fmt | 1156 | 1087 | PowerWorld Display (PWD) file | | PWD | adCAD | |
| ArcXML_Fmt | 1157 | 1088 | ESRI ArcIMS project XML file (ArcXML) | | AXL | adGIS | |
| GAMS_GDX_Fmt | 1158 | 1089 | General Algebraic Modeling System (GAMS) Data Exchange (GDX) format | | GDX | adSCIENTIFIC | |

XML Export SDK C Programming Guide
Appendix A: Supported Formats

| Format Name | Number | Category | Description | MIME Type | Extension | File Class | Readers |
|---------------------------------|--------|----------|---|--|------------------------|-----------------|--------------------------|
| ArcMap_MXD_Fmt | 1159 | 1090 | ArcMap Map Exchange Document project (MXD) | | MXD | adGIS | |
| RRDtool_Fmt | 1160 | 1091 | RRDtool (Round Robin Database) data file | | RRD | adDATABASE | |
| HWPX_Fmt | 1161 | 1092 | Hangul HWPX document | application/hwp+zip | HWPX | adWORDPROCESSOR | hwpxsr |
| SolidWorks_2015_Fmt | 1162 | 1093 | SolidWorks (2015 onwards) file | | SLDPRT, SLDDRW, SLDASM | adCAD | |
| MS_Photo_Editor_Fmt | 1163 | 1094 | Microsoft Photo Editor 'embedded GIF' file | application/vnd.ms-photo-editor | | adRASTERIMAGE | |
| MS_Word_HTML_Fmt | 1164 | 1095 | Microsoft Word HTML format | | DOC, HTM | adWORDPROCESSOR | htmlsr |
| MS_Excel_HTML_Fmt | 1165 | 1096 | Microsoft Excel HTML format | | XLS, HTM | adWORDPROCESSOR | htmlsr |
| Portable_FloatMap_Fmt | 1166 | 1097 | Portable FloatMap (PFM) image | image/x-portable-floatmap | PFM | adRASTERIMAGE | |
| RGBE_Fmt | 1167 | 1098 | Radiance RGBE (HDR) image | image/vnd.radiance | HDR, PIC, RGBE, XYZE | adRASTERIMAGE | |
| APNG_Fmt | 1168 | 1099 | Animated Portable Network Graphics (Animated-PNG) | image/apng | APNG, PNG | adANIMATION | kppngrdr |
| Enhanced_Compressed_Wavelet_Fmt | 1169 | 1100 | Enhanced Compressed Wavelet image | image/ecw | ECW | adRASTERIMAGE | |
| Ensoniq_Waveset_Fmt | 1170 | 1101 | Ensoniq Waveset audio data file | | ECW | adSOUND | |
| Corel_Photo_Paint_Fmt | 1171 | 1102 | Corel Photo Paint (version 7 and higher) | image/x-corelphotopaint | CPT | adRASTERIMAGE | |
| OpenRaster_Fmt | 1172 | 1103 | OpenRaster image | image/openraster | ORA | adRASTERIMAGE | |
| Krita_Fmt | 1173 | 1104 | Krita image | application/x-krita | KRA | adRASTERIMAGE | |
| Gerber_Fmt | 1174 | 1105 | Gerber image format | application/vnd.gerber | GBR | adVECTORGRAPHIC | |
| PGML_Fmt | 1175 | 1106 | Precision Graphics Markup Language | | PGML | adVECTORGRAPHIC | xmlsr |
| Away3D_Fmt | 1176 | 1107 | Away3D scene file | | AWD | adCAD | |
| CAD_3MF_Fmt | 1177 | 1108 | 3D Manufacturing Format document | application/vnd.ms-package.3dmanufacturing-3dmodel+xml | 3MF | adCAD | |
| AMF_Fmt | 1178 | 1109 | Additive manufacturing file format (AMF) document | application/x-amf | AMF | adCAD | xmlsr |
| C3D_Fmt | 1179 | 1110 | Coordinate 3D (C3D) format | | C3D | adCAD | |
| CAD_3DSystems_BFF_Fmt | 1180 | 1111 | 3D Sprint (3D Systems) SLA Build file | | BFF | adCAD | |
| NRRD_Fmt | 1181 | 1112 | NRRD (nearly raw raster data) | | NRRD | adRASTERIMAGE | |

XML Export SDK C Programming Guide
Appendix A: Supported Formats

| Format Name | Number | Category | Description | MIME Type | Extension | File Class | Readers |
|------------------------------|--------|----------|---|---------------------------|-----------|-----------------|---|
| | | | image format | | | | |
| Cinema_4D_Fmt | 1182 | 1113 | Cinema 4D model | | C4D | adCAD | |
| FBX_ASCII_Fmt | 1183 | 1114 | Kaydara FBX project (ASCII) | | FBX | adCAD | |
| FBX_Binary_Fmt | 1184 | 1115 | Kaydara FBX project (binary) | | FBX | adCAD | |
| Wavefront_OBJ_Fmt | 1185 | 1116 | Wavefront OBJ geometry definition file | | OBJ | adCAD | |
| Wavefront_MTL_Fmt | 1186 | 1117 | Wavefront Material Template Library (MTL) | | MTL | adCAD | |
| MS_Power_BI_Template_Fmt | 1187 | 1118 | Microsoft Power BI Desktop template format | | PBIT | adANALYTICS | |
| Windows_Sticky_Notes_Fmt | 1188 | 1119 | Microsoft Windows Sticky Notes format | | SNT | adWORDPROCESSOR | |
| BlakHole_Fmt | 1189 | 1120 | BlakHole compression format | | BH | adENCAPSULATION | |
| PowerArchiver_Fmt | 1190 | 1121 | PowerArchiver PA compression format | | PA | adENCAPSULATION | |
| PageMagic_Fmt | 1191 | 1122 | NEBS PageMagic format | | DTP | adDESKTOPPUBLSH | olesr |
| PIM_Archiver_Fmt | 1192 | 1123 | PIM Archiver format | | PIM | adENCAPSULATION | |
| Softdisk_Text_Compressor_Fmt | 1193 | 1124 | Softdisk Text Compressor format | | CTX | adENCAPSULATION | |
| Ability_PhotoPaint_Fmt | 1194 | 1125 | Ability Office PhotoPaint image | | APX | adRASTERIMAGE | |
| Softlib_Fmt | 1195 | 1126 | Softdisk Softlib compression format | | SLB | adENCAPSULATION | |
| Timeworks_Publisher_Fmt | 1196 | 1127 | Timeworks Publisher (Publish It) format | | DTP | adDESKTOPPUBLSH | |
| Scribe_Fmt | 1197 | 1128 | Scribe markup language and word processing system | | MSS | adWORDPROCESSOR | afsr |
| SQLite_Write_Ahead_Log_Fmt | 1198 | 1129 | SQLite Write-Ahead Log file | | WAL | adDATABASE | |
| SQLite_WAL_Index_Fmt | 1199 | 1130 | SQLite WAL-index (shm) file | | SHM | adDATABASE | |
| AutoForm_Design_Fmt | 1200 | 1131 | AutoForm Design file | | AFD | adCAD | |
| TSV_Fmt | 1201 | 1132 | Tab-separated values (TSV) file | text/tab-separated-values | TSV, TAB | adWORDPROCESSOR | afsr , afsr |
| OpenStreetMap_XML_Fmt | 1202 | 1133 | OpenStreetMap XML data | | OSM | adGIS | |
| OpenStreetMap_PBF_Fmt | 1203 | 1134 | OpenStreetMap Protocolbuffer Binary Format data file (.osm.pbf) | | PBF | adGIS | |
| Nero_Audio_Compilation_Fmt | 1204 | 1135 | Nero Audio-CD compilation file | | NRA | adMISC | |
| Nero_ISO_Compilation_Fmt | 1205 | 1136 | Nero ISO compilation file | | NRI | adMISC | |

XML Export SDK C Programming Guide
Appendix A: Supported Formats

| Format Name | Number | Category | Description | MIME Type | Extension | File Class | Readers |
|----------------------------|--------|----------|--|-------------------------------|----------------|-----------------|---------------------------|
| WordStar_for_Windows_Fmt | 1206 | 1137 | WordStar for Windows file | | WSD | adWORDPROCESSOR | stringssr |
| MS_Outlook_PAB_Fmt | 1207 | 1138 | Microsoft Outlook Personal Address Book (PAB) | | PAB | adMISC | |
| HLSL_FXO_Fmt | 1208 | 1139 | DirectX High-Level Shader Language (HLSL) pre-compiled shader | | FXO | adCAD | |
| HLSL_CSO_Fmt | 1209 | 1140 | DirectX High-Level Shader Language (HLSL) compiled shader object | | CSO | adCAD | |
| Oberon_Document_Fmt | 1210 | 1141 | Component Pascal / Oberon Document file | | ODC | adSOURCECODE | |
| Oberon_Symbol_Fmt | 1211 | 1142 | Component Pascal / Oberon Symbol file | | OSF | adOBJECTMODULE | |
| Oberon_Code_Fmt | 1212 | 1143 | Component Pascal / Oberon Code (executable and loadable object) file | | OCF | adEXECUTABLE | |
| Python_Bytecode_Fmt | 1213 | 1144 | Python compiled bytecode | application/x-bytecode.python | PYC | adEXECUTABLE | |
| PCPaint_Fmt | 1214 | 1145 | PCPaint / Pictor Paint image format | | PIC | adRASTERIMAGE | |
| PCRaster_Map_Fmt | 1215 | 1146 | PCRaster Map / Cross System Format geographical data | | MAP, CSF | adGIS | |
| COM_Type_Library_Fmt | 1216 | 1147 | Microsoft Component Object Model (COM) Type library | | TLB | adLIBRARY | |
| MS_Visual_C_Export_Fmt | 1217 | 1148 | Microsoft Visual C++ Export file | | EXP | adLIBRARY | |
| Lotus_Organizer_Report_Fmt | 1218 | 1149 | Lotus Organizer report document | | REP | adSCHEDULE | |
| Audible_Audiobook_AA_Fmt | 1219 | 1150 | Audible Audiobook (AA) file | audio/audible | AA | adSOUND | |
| DOS_RED_Fmt | 1220 | 1151 | MS-DOS RED installer library format | | RED | adLIBRARY | |
| CA_ZIPXP_Fmt | 1221 | 1152 | CA Technologies ZIPXP compressed document | | CAZ | adENCAPSULATION | |
| Kindle_Topaz_Fmt | 1222 | 1153 | Amazon Kindle Topaz eBook | | AZW, AZW1, TPZ | adWORDPROCESSOR | |
| Windows_Shim_Database_Fmt | 1223 | 1154 | Microsoft Windows Shim Database file | | SDB | adDATABASE | |
| MS_Incremental_Linker_Fmt | 1224 | 1155 | Microsoft Visual Studio incremental linker file | | ILK | adSWDEV | |
| Lotus_Smart_Icon_Fmt | 1225 | 1156 | Lotus Smart Icon image file | | SMI | adRASTERIMAGE | |
| Lotus_Organizer_Layout_Fmt | 1226 | 1157 | Lotus Organizer print/paper layout file | | PLT | adSCHEDULE | |
| CMZ_Fmt | 1227 | 1158 | CMZ compression format | | CMZ | adENCAPSULATION | |

XML Export SDK C Programming Guide
Appendix A: Supported Formats

| Format Name | Number | Category | Description | MIME Type | Extension | File Class | Readers |
|------------------------------|--------|----------|---|------------------------------|----------------|-----------------|---------|
| RFFlow_Fmt | 1228 | 1159 | RFFlow flowchart document | | FLO | adPRESENTATION | |
| InstallShield_Script_Fmt | 1229 | 1160 | InstallShield script document | | INS | adENCAPSULATION | |
| InstallShield_Rules_Fmt | 1230 | 1161 | InstallShield Compiled Rules file | | INX | adENCAPSULATION | |
| Windows_FTS_Fmt | 1231 | 1162 | Microsoft Windows 95/NT help full-text-search file | | FTS | adDATABASE | |
| DVD_Info_Fmt | 1232 | 1163 | DVD Information (IFO) file | content/dvd | IFO | adDATABASE | |
| Emacs_Lisp_Bytecode_Fmt | 1233 | 1164 | Byte-compiled Lisp (Emacs/XEmacs) | application/x-bytecode.elisp | ELC | adEXECUTABLE | |
| Windows_Resource_Fmt | 1234 | 1165 | Microsoft Windows binary resource file | | RES | adMISC | |
| MS_Precompiled_Header_Fmt | 1235 | 1166 | Microsoft Visual C/C++ binary pre-compiled header | | PCH | adSWDEV | |
| Borland_Turbo_Project_Fmt | 1236 | 1167 | Borland Turbo C project file | | PRJ | adSWDEV | |
| PS_Font_Descriptor_Fmt | 1237 | 1168 | PostScript binary Font Descriptor file | | NTF | adFONT | |
| MySQL_Index_Fmt | 1238 | 1169 | MySQL MyISAM Table index | | MYI | adDATABASE | |
| MS_SQL_Fmt | 1239 | 1170 | Microsoft SQL Server primary database file | | MDF | adDATABASE | |
| DNL_eBook_Fmt | 1240 | 1171 | DNAML DNL eBook | | DNL | adWORDPROCESSOR | |
| GD_Image_Fmt | 1241 | 1172 | GD Library image | | GD, GD2 | adRASTERIMAGE | |
| iTunes_Library_Fmt | 1242 | 1173 | Apple iTunes music library | | ITL | adDATABASE | |
| MS_SQM_Fmt | 1243 | 1174 | Microsoft Windows Live Messenger/Mail log file | | SQM | adMISC | |
| VIFF_Fmt | 1244 | 1175 | Khoros Visualization Image File Format (VIFF) | image/x-viff | XV, VIF, VIFF | adRASTERIMAGE | |
| JBIG_Fmt | 1245 | 1176 | JBIG (JBIG1) image | image/jbig | JBG, JBIG, BIE | adRASTERIMAGE | |
| CodeWarrior_Project_Fmt | 1246 | 1177 | CodeWarrior C/C++ project | | MCP | adSWDEV | |
| PaintShop_Pro_JBF_Fmt | 1247 | 1178 | PaintShop Pro JBF image cache file | image/jbf | JBF | adMISC | |
| Delphi_Diagram_Portfolio_Fmt | 1248 | 1179 | Delphi Diagram Portfolio file | | DDP | adMISC | |
| Adobe_Swatch_Exchange_Fmt | 1249 | 1180 | Adobe Swatch Exchange Format | | ASE, ASEF | adRASTERIMAGE | |
| ASCII_Scene_Exporter_Fmt | 1250 | 1181 | Autodesk 3ds Max ASCII Scene Exporter file | | ASE | adCAD | |
| AVR_Fmt | 1251 | 1182 | AVR (Audio Visual Research) format | | AVR | adSOUND | |
| Winamp_AVS_Fmt | 1252 | 1183 | Winamp AVS (Advanced Visualization Studio) plug-in file | | AVS | adSOUND | |

XML Export SDK C Programming Guide
Appendix A: Supported Formats

| Format Name | Number | Category | Description | MIME Type | Extension | File Class | Readers |
|---------------------------|--------|----------|--|-----------------|---------------|-----------------|---------|
| After_Effects_Project_Fmt | 1253 | 1184 | Adobe After Effects project | | AEP | adMOVIE | |
| Anfy_Applet_Generator_Fmt | 1254 | 1185 | Anfy (Java) Applet Generator file | | AJP | adMISC | |
| SmartCipher_Fmt | 1255 | 1186 | SmartCipher encrypted file | | | adENCAPSULATION | |
| General_Exchange_Fmt | 1256 | 1187 | General Exchange Format (GXF) | application/gxf | GXF | adMOVIE | |
| Maxis_XA_Fmt | 1257 | 1188 | Maxis XA audio file | | XA | adSOUND | |
| NUT_Fmt | 1258 | 1189 | NUT Open Container Format | | NUT | adMOVIE | |
| OpenMG_Audio_Fmt | 1259 | 1190 | Sony OpenMG Audio (OMA) container file | | OMA, OMG | adSOUND | |
| TXD_Fmt | 1260 | 1191 | Renderware Texture Dictionary (TXD) file | | TXD | adRASTERIMAGE | |
| DFA_Fmt | 1261 | 1192 | DreamForge DFA FMV format | | DFA | adMOVIE | |
| FunCom_ISS_Fmt | 1262 | 1193 | FunCom ISS audio | | ISS | adSOUND | |
| Sony_MSV_Fmt | 1263 | 1194 | Sony Compressed Audio (MSV/DVF) | | DVF, ICS, MSV | adSOUND | |
| THP_Fmt | 1264 | 1195 | GameCube THP Video | | THP | adMOVIE | |
| Smush_Animation_Fmt | 1265 | 1196 | LucasArts Smush SAN Animation Format | | SAN, NUT | adANIMATION | |
| SIFF_Audio_Fmt | 1266 | 1197 | Beam Software SIFF audio file | | SON | adSOUND | |
| SNES_SPC_Fmt | 1267 | 1198 | SNES SPC700 audio file | | SPC | adSOUND | |
| Sierra_VMD_Fmt | 1268 | 1199 | Sierra Video and Music Data format | | VMD | adMOVIE | |
| VTech_MJP_Fmt | 1269 | 1200 | VTech MHP video format | | MJP | adMOVIE | |
| Nullsoft_Video_Fmt | 1270 | 1201 | Nullsoft Video format (NSV) | | NSV | adMOVIE | |
| Shorten_Fmt | 1271 | 1202 | Shorten audio file | | SHN | adSOUND | |
| Leitch_Video_Fmt | 1272 | 1203 | Leitch Exchange Format video (LXF) | | LXF | adMOVIE | |
| ETV_Fmt | 1273 | 1204 | ETV video file | | ETV | adMOVIE | |
| TAK_Audio_Fmt | 1274 | 1205 | TAK audio file | | TAK | adSOUND | |
| Maelstrom_ANM_Fmt | 1275 | 1206 | Maelstrom ANM animation | | ANM | adANIMATION | |
| SW_ANM_Fmt | 1276 | 1207 | Savage Warriors ANM animation | | ANM | adANIMATION | |
| DeluxePaint_Animation_Fmt | 1277 | 1208 | DeluxePaint animation | | ANM | adANIMATION | |
| Crack_Art_Fmt | 1278 | 1209 | Crack Art image | | CA1, CA2, CA3 | adRASTERIMAGE | |
| Time_Shift_Video_Fmt | 1279 | 1210 | Time Shift Video (TSV) format | | TSV | adMOVIE | |

XML Export SDK C Programming Guide
Appendix A: Supported Formats

| Format Name | Number | Category | Description | MIME Type | Extension | File Class | Readers |
|-------------------------------|--------|----------|---|-----------|--------------------------------|---------------|---------|
| XBV_Fmt | 1280 | 1211 | XBV video | | XBV | adMOVIE | |
| HNM4_Fmt | 1281 | 1212 | CRYO HNM4 video | | HNM | adMOVIE | |
| HNM6_Fmt | 1282 | 1213 | CRYO HNM6 video | | HNM, HNS | adMOVIE | |
| NXV_Fmt | 1283 | 1214 | NXV video | | NXV | adMOVIE | |
| VP5_Fmt | 1284 | 1215 | On2 VP5 video | | VP5 | adMOVIE | |
| FutureVision_FST_Fmt | 1285 | 1216 | FutureVision FST video | | FST | adMOVIE | |
| Electronic_Arts_Audio_Fmt | 1286 | 1217 | Electronic Arts audio file | | STR | adSOUND | |
| YOP_Fmt | 1287 | 1218 | Psygnosis YOP video | | YOP | adMOVIE | |
| Matrox_Setup_Program_Fmt | 1288 | 1219 | Matrox Setup Program Archive MVA file | | MVA | adMISC | |
| Vivado_Design_Suite_Fmt | 1289 | 1220 | Xilinx Vivado Design Suite file | | VDS | adMISC | |
| Meridian_Lossless_Packing_Fmt | 1290 | 1221 | Meridian Lossless Packing Audio file | | MLP | adSOUND | |
| Electronic_Arts_SEAD_Fmt | 1291 | 1222 | Electronic Arts SEAD audio | | TGV | adSOUND | |
| Electronic_Arts_MPC_Fmt | 1292 | 1223 | Electronic Arts MPC video | | MPC | adMOVIE | |
| PMP_Fmt | 1293 | 1224 | PMP video | | PMP | adMOVIE | |
| DEGAS_Fmt | 1294 | 1225 | DEGAS (Design & Entertainment Graphic Arts System) image | | PI1, PI2, PI3 | adRASTERIMAGE | |
| DEGAS_Compressed_Fmt | 1295 | 1226 | DEGAS (Design & Entertainment Graphic Arts System) compressed image | | PC1, PC2, PC3 | adRASTERIMAGE | |
| AutoCAD_Plotter_Fmt | 1296 | 1227 | AutoCAD Plot Style and Configuration files | | CTB, STB, PC3, PMP | adCAD | |
| Tiny_Stuff_Fmt | 1297 | 1228 | Tiny Stuff image | | TNY, TN1, TN2, TN3.TN4.TN5.TN6 | adRASTERIMAGE | |
| JV_Video_Fmt | 1298 | 1229 | Bitmap Brothers JV video | | JV | adMOVIE | |
| REDCode_Fmt | 1299 | 1230 | REDCode video format | | R3D | adMOVIE | |
| SIFF_Video_Fmt | 1300 | 1231 | Beam Software SIFF video file | | VB | adMOVIE | |
| VP6_Fmt | 1301 | 1232 | On2 VP6 video | | VP6 | adMOVIE | |
| MTV_Fmt | 1302 | 1233 | Chinese MP4/MTV video | | MTV | adMOVIE | |
| RSO_Fmt | 1303 | 1234 | Mindstorm RSO audio | | RSO | adSOUND | |
| Star3_Fmt | 1304 | 1235 | Creative Labs Star 3 audio | | ST3 | adSOUND | |
| DXA_Fmt | 1305 | 1236 | Runesoft DXA video | | DXA | adMOVIE | |
| MTH_Fmt | 1306 | 1237 | Nintendo GameCube video file | | MTH | adMOVIE | |

XML Export SDK C Programming Guide
Appendix A: Supported Formats

| Format Name | Number | Category | Description | MIME Type | Extension | File Class | Readers |
|----------------------|--------|----------|--|-----------------------|-------------------|-----------------|---------------------------|
| MAD_Fmt | 1307 | 1238 | Electronic Arts MAD video file | | MAD | adMOVIE | |
| Bink2_Fmt | 1308 | 1239 | Bink Video 2 audio-video container | | BIK, BK2 | adMOVIE | |
| PVA_Fmt | 1309 | 1240 | TechnoTrend PVA video | | PVA | adMOVIE | |
| Interplay_ACMP_Fmt | 1310 | 1241 | Interplay ACMP audio | | | adSOUND | |
| Ipix_Fmt | 1311 | 1242 | Ipix spherical image | | IPX | adRASTERIMAGE | |
| IVR_Fmt | 1312 | 1243 | RealNetworks Internet Video Recording (IVR) file | | IVR | adMOVIE | |
| NuppelVideo_Fmt | 1313 | 1244 | NuppelVideo file | | NUV | adMOVIE | |
| VFlash_PTX_Fmt | 1314 | 1245 | VTech V.Flash VTX image | | PTX | adRASTERIMAGE | |
| PMD_Ringtone_Fmt | 1315 | 1246 | Polyphonic Ringtone PMD audio | application/x-pmd | PMD | adSOUND | |
| RoQ_Fmt | 1316 | 1247 | RoQ video | | ROQ | adMOVIE | |
| CRYO_APC_Fmt | 1317 | 1248 | CRYO Interactive APC audio | | APC, HNM, BF, ZIK | adSOUND | |
| VGZ_Fmt | 1318 | 1249 | VGZ video | | VGZ | adMOVIE | |
| Novastorm_Video_Fmt | 1319 | 1250 | Novastorm Media video file | | FA, FLM | adMOVIE | |
| UTalk_Fmt | 1320 | 1251 | MicroTalk/UTalk audio | | UTK | adSOUND | |
| Xbox_XMV_Fmt | 1321 | 1252 | Microsoft Xbox XMV video | | XMV | adMOVIE | |
| AbiWord_Fmt | 1322 | 1253 | AbiWord document | application/x-abiword | ABW | adWORDPROCESSOR | xmlsr |
| AbiWord_Template_Fmt | 1323 | 1254 | AbiWord template | | ABT | adWORDPROCESSOR | |
| Psion_Word_Fmt | 1324 | 1255 | Psion EPOC Word document | | PSI, PSITEXT | adWORDPROCESSOR | stringssr |
| Psion_Sheet_Fmt | 1325 | 1256 | Psion EPOC Sheet spreadsheet | | PSISHEET | adSPREADSHEET | |
| Psion_Sketch_Fmt | 1326 | 1257 | Psion EPOC Sketch image | | | adRASTERIMAGE | |
| Psion_Record_Fmt | 1327 | 1258 | Psion EPOC Record audio | | | adSOUND | |
| Psion_MBM_Fmt | 1328 | 1259 | Psion EPOC Multi-Bitmap (MBM) image | | MBM | adRASTERIMAGE | |
| Psion_TextEd_Fmt | 1329 | 1260 | Psion EPOC TextEd file | | | adWORDPROCESSOR | stringssr |
| Psion_AIF_Fmt | 1330 | 1261 | Psion EPOC Application Information File (AIF) | | AIF | adRASTERIMAGE | |
| Psion_PIC_Fmt | 1331 | 1262 | Psion 3 PIC bitmap | | PIC | adRASTERIMAGE | |
| Psion_Object_Fmt | 1332 | 1263 | Psion 3 OPL Object File | | OPA, OPO | adENCAPSULATION | |
| Psion_Executable_Fmt | 1333 | 1264 | Psion 3 IMG/APP executable | | IMG, APP | adEXECUTABLE | |
| Psion_Sound_Fmt | 1334 | 1265 | Psion 3 Sound file | | WVE | adSOUND | |

XML Export SDK C Programming Guide
Appendix A: Supported Formats

| Format Name | Number | Category | Description | MIME Type | Extension | File Class | Readers |
|-----------------------|--------|----------|---|--------------------------------|-----------|-----------------|---------------------------|
| Psion_Database_Fmt | 1335 | 1266 | Psion EPOC Database | | | adDATABASE | |
| Psion_Word_3_Fmt | 1336 | 1267 | Psion 3 Word document | | WRD | adWORDPROCESSOR | stringssr |
| Psion_Sheet_3_Fmt | 1337 | 1268 | Psion 3 Sheet spreadsheet | | SPR | adSPREADSHEET | |
| Zoner_Draw_Fmt | 1338 | 1269 | Zoner Draw / Zoner Callisto Metafile (ZMF) version 4+ | | ZMF | adVECTORGRAPHIC | |
| Zoner_BMI_Fmt | 1339 | 1270 | Zoner BMI image | | BMI | adRASTERIMAGE | |
| TealDoc_Fmt | 1340 | 1271 | TealDoc PalmOS eBook | | PDB | adWORDPROCESSOR | |
| TealPaint_Fmt | 1341 | 1272 | TealPaint PalmOS eBook | | PDB | adWORDPROCESSOR | |
| PalmDOC_Fmt | 1342 | 1273 | PalmDOC / Aportis DOC eBook | application/x-aporisdoc | PRC, PDB | adWORDPROCESSOR | |
| QiOO_Fmt | 1343 | 1274 | QiOO mobile eBook | | JAR | adWORDPROCESSOR | |
| Plucker_Fmt | 1344 | 1275 | Plucker eBook | application/prs.plucker | PDB | adWORDPROCESSOR | |
| eReader_Fmt | 1345 | 1276 | eReader (Palm Reader/ Peanut Reader) eBook | | PDB | adWORDPROCESSOR | |
| Quickword_Fmt | 1346 | 1277 | PalmOS Quickword document | | PRC | adWORDPROCESSOR | stringssr |
| Quicksheet_Fmt | 1347 | 1278 | PalmOS Quicksheet document | | PRC | adSPREADSHEET | |
| Quickpoint_Fmt | 1348 | 1279 | PalmOS Quickpoint document | | PRC | adPRESENTATION | |
| TealMeal_Fmt | 1349 | 1280 | TealMeal PalmOS database | | PDB | adDATABASE | |
| zTXT_Fmt | 1350 | 1281 | zTXT eBook | application/x-pdb-ztxt-ebook | PDB | adWORDPROCESSOR | |
| TomeRaider_Fmt | 1351 | 1282 | TomeRaider eBook | | TR | adWORDPROCESSOR | |
| TomeRaider_PDB_Fmt | 1352 | 1283 | TomeRaider PDB eBook | | TR2, TR3 | adWORDPROCESSOR | |
| WordSmith_Fmt | 1353 | 1284 | PalmOS Wordsmith document | | | adWORDPROCESSOR | |
| iSilo_Fmt | 1354 | 1285 | PalmOS iSilo document | application/x-pdb-isilo-ebook | PDB | adWORDPROCESSOR | |
| SuperMemo_Fmt | 1355 | 1286 | PalmOS SuperMemo document | | KNO, PDB | adWORDPROCESSOR | |
| BDicty_Fmt | 1356 | 1287 | PalmOS BDicty document | | PDB | adWORDPROCESSOR | |
| PalmOS_Executable_Fmt | 1357 | 1288 | PalmOS executable | application/vnd.palm | PRC | adEXECUTABLE | |
| PalmOS_Library_Fmt | 1358 | 1289 | PalmOS dynamic library | | PRC | adLIBRARY | |
| Shanda_Bambook_Fmt | 1359 | 1290 | Shanda Bambook eBook | application/x-snb-ebook | SNB | adWORDPROCESSOR | |
| PMLZ_Fmt | 1360 | 1291 | Palm Markup Language (PMLZ) eBook | | PMLZ | adWORDPROCESSOR | |
| Rocket_eBook_Fmt | 1361 | 1292 | Rocket eBook | application/x-rocketbook | RB | adWORDPROCESSOR | |
| iBooks_Author_Fmt | 1362 | 1293 | Apple iBooks Author eBook | application/vnd.apple.ibauthor | IBA | adWORDPROCESSOR | |

XML Export SDK C Programming Guide
Appendix A: Supported Formats

| Format Name | Number | Category | Description | MIME Type | Extension | File Class | Readers |
|-------------------------------------|--------|----------|---|---|-----------|-----------------|---------------------------|
| Statistica_Spreadsheet_Fmt | 1363 | 1294 | Statsoft Statistica Spreadsheet | | STA | adSPREADSHEET | |
| Statistica_Graph_Fmt | 1364 | 1295 | Statsoft Statistica Graph File | | STG | adVECTORGRAPHIC | |
| Statistica_Scrollsheet_Fmt | 1365 | 1296 | Statsoft Statistica Scrollsheet | | SCR | adSPREADSHEET | |
| Apple_Newton_Package_Fmt | 1366 | 1297 | Apple Newton executable/installer/file | | PKG | adEXECUTABLE | |
| Adobe_Zip_Extension_Fmt | 1367 | 1298 | Adobe Zip Format Extension Package (ZXP) | application/vnd.adobe.air-ucf-package+zip | ZXP | adENCAPSULATION | |
| Uniform_Office_Fmt | 1368 | 1299 | Uniform Office Format document | | UOF | adWORDPROCESSOR | xmlsr |
| Uniform_Office_Text_Fmt | 1369 | 1300 | Uniform Office Format word processing document | application/vnd.uof.text | UOF, UOT | adWORDPROCESSOR | xmlsr |
| Uniform_Office_Spreadsheet_Fmt | 1370 | 1301 | Uniform Office Format spreadsheet | application/vnd.uof.spreadsheet | UOF, UOS | adSPREADSHEET | |
| Uniform_Office_Presentation_Fmt | 1371 | 1302 | Uniform Office Format presentation | application/vnd.uof.presentation | UOF, UOP | adPRESENTATION | |
| Uniform_Office_Zip_Fmt | 1372 | 1303 | Uniform Office Format document, zip format | | UOF | adWORDPROCESSOR | |
| Uniform_Office_Text_Zip_Fmt | 1373 | 1304 | Uniform Office Format word processing document, zip format | application/vnd.uof.text+zip | UOF, UOT | adWORDPROCESSOR | |
| Uniform_Office_Spreadsheet_Zip_Fmt | 1374 | 1305 | Uniform Office Format spreadsheet, zip format | application/vnd.uof.spreadsheet+zip | UOF, UOS | adSPREADSHEET | |
| Uniform_Office_Presentation_Zip_Fmt | 1375 | 1306 | Uniform Office Format presentation, zip format | application/vnd.uof.presentation+zip | UOF, UOP | adPRESENTATION | |
| MacDraft_Fmt | 1376 | 1307 | MacDraft drawing | | DRW, MDD | adCAD | |
| RagTime_Fmt | 1377 | 1308 | RagTime document | | RAG, RTD | adDESKTOPPUBLSH | |
| MacDraw_Fmt | 1378 | 1309 | MacDraw drawing | | | adVECTORGRAPHIC | |
| Wingz_Fmt | 1379 | 1310 | Wingz spreadsheet | | WKZ | adSPREADSHEET | |
| Claris_Draw_Fmt | 1380 | 1311 | Claris Draw document | | | adVECTORGRAPHIC | |
| BeagleWorks_Word_Fmt | 1381 | 1312 | BeagleWorks (later WordPerfect Works) Word Processor document | | BW, WPW | adWORDPROCESSOR | stringssr |
| BeagleWorks_Database_Fmt | 1382 | 1313 | BeagleWorks (later WordPerfect Works) Database document | | BW, WPW | adDATABASE | |
| BeagleWorks_Spreadsheet_Fmt | 1383 | 1314 | BeagleWorks (later WordPerfect Works) Spreadsheet document | | BW, WPW | adSPREADSHEET | |
| BeagleWorks_Paint_Fmt | 1384 | 1315 | BeagleWorks (later WordPerfect Works) Paint document | | BW, WPW | adRASTERIMAGE | |
| BeagleWorks_Draw_Fmt | 1385 | 1316 | BeagleWorks (later WordPerfect Works) Draw document | | BW, WPW | adVECTORGRAPHIC | |

XML Export SDK C Programming Guide
Appendix A: Supported Formats

| Format Name | Number | Category | Description | MIME Type | Extension | File Class | Readers |
|-------------------------------|--------|----------|---|-----------------------|-----------|-----------------|--------------------------|
| GreatWorks_Word_Fmt | 1386 | 1317 | Symantec GreatWorks Word Processor document | | | adWORDPROCESSOR | stringsr |
| GreatWorks_Outline_Fmt | 1387 | 1318 | Symantec GreatWorks Outline document | | | adOUTLINE | |
| GreatWorks_Database_Fmt | 1388 | 1319 | Symantec GreatWorks Database document | | | adDATABASE | |
| GreatWorks_Spreadsheet_Fmt | 1389 | 1320 | Symantec GreatWorks Spreadsheet document | | | adSPREADSHEET | |
| GreatWorks_Draw_Fmt | 1390 | 1321 | Symantec GreatWorks Draw document | | | adVECTORGRAPHIC | |
| GreatWorks_Chart_Fmt | 1391 | 1322 | Symantec GreatWorks Chart document | | | adVECTORGRAPHIC | |
| MS_Works_3_Mac_WP_Fmt | 1392 | 1323 | Microsoft Works for Mac, version 3 and 4, Word Processor document | application/x-msworks | MSW, WPS | adWORDPROCESSOR | |
| MS_Works_3_Mac_DB_Fmt | 1393 | 1324 | Microsoft Works for Mac, version 3 and 4, Database | application/x-msworks | WDB | adDATABASE | |
| MS_Works_3_Mac_SS_Fmt | 1394 | 1325 | Microsoft Works for Mac, version 3 and 4, Spreadsheet | application/x-msworks | WKS | adSPREADSHEET | |
| MS_Works_3_Mac_Comm_Fmt | 1395 | 1326 | Microsoft Works for Mac, version 3 and 4, Communications document | application/x-msworks | | adCOMMUNICATION | |
| MS_Works_3_Mac_Draw_Fmt | 1396 | 1327 | Microsoft Works for Mac, version 3 and 4, Draw document | application/x-msworks | MSW | adVECTORGRAPHIC | |
| SAP_VDS_Fmt | 1397 | 1328 | SAP 3d Visual Enterprise VDS document | | VDS | adCAD | |
| ZIPVFS_Fmt | 1398 | 1329 | ZIPVFS SQLite compressed read/write database | | SQLITE | adDATABASE | |
| Right_Hemisphere_Material_Fmt | 1399 | 1330 | Right Hemisphere Material file | | RH, RHM | adCAD | |
| RH_Thumbnails_Fmt | 1400 | 1331 | Right Hemisphere thumbnail collection file | | \$RH | adCAD | |
| Westwood_Studios_Audio_Fmt | 1401 | 1332 | Westwood Studios Audio file | | AUD | adSOUND | |
| Shockwave_Stream_Fmt | 1402 | 1333 | Shockwave Stream audio-video file | | STREAM | adMOVIE | |
| EGG_Video_Fmt | 1403 | 1334 | EGG video file | | EGG | adMOVIE | |
| IRCAM_Fmt | 1404 | 1335 | IRCAM audio file | | IRCAM | adSOUND | |
| Sierra_Audio_Fmt | 1405 | 1336 | Sierra Entertainment audio file | | SOL | adSOUND | |
| TiVo_Video_Fmt | 1406 | 1337 | TiVo video | | TY+ | adMOVIE | |
| OptimFROG_Fmt | 1407 | 1338 | OptimFROG audio | | OFR, OFS | adSOUND | |

XML Export SDK C Programming Guide
Appendix A: Supported Formats

| Format Name | Number | Category | Description | MIME Type | Extension | File Class | Readers |
|----------------------------|--------|----------|--|--------------------------------|-----------|-----------------|-----------------------|
| LPAC_Fmt | 1408 | 1339 | Lossless Predictive Audio Compression file | | PAC | adSOUND | |
| RK_Audio_Fmt | 1409 | 1340 | RK Audio lossless compressed audio | | RKA | adSOUND | |
| Asylum_Music_Fmt | 1410 | 1341 | Asylum Music Format | | AMF | adSOUND | |
| Novastorm_Audio_Fmt | 1411 | 1342 | Novastorm Media audio file | | SMP | adSOUND | |
| HHE_Fmt | 1412 | 1343 | HHE video | | HHE | adMOVIE | |
| Portable_Voice_Fmt | 1413 | 1344 | Portable Voice Format audio | | PVF | adSOUND | |
| CNM_Video_Fmt | 1414 | 1345 | Arxel CNM audio-video format | | CNM | adMOVIE | |
| Phantom_Cine_Fmt | 1415 | 1346 | Phantom Cine video file | | CINE | adMOVIE | |
| MPEG2_Transport_Stream_Fmt | 1416 | 1347 | MPEG-2 Transport Stream video | | M2TS | adMOVIE | |
| Audacity_Project_Fmt | 1417 | 1348 | Audacity audio project file | application/x-audacity-project | AUP | adSOUND | |
| Voltage_VSF_Fmt | 1418 | 1349 | Micro Focus Voltage VSF encrypted file | | VDF | adENCAPSULATION | |
| XLIFF_Fmt | 1419 | 1350 | XML Localization Interchange File Format (XLIFF) | application/xliff+xml | XLF | adWORDPROCESSOR | xmlsr |
| XBRL_Fmt | 1420 | 1351 | Extensible Business Reporting Language (XBRL) | | XBRL | adWORDPROCESSOR | xmlsr |
| AuditXPressX_Fmt | 1421 | 1352 | AuditXPressX file | | AXPX | adWORDPROCESSOR | |
| Box_Note_Fmt | 1422 | 1353 | Box Note document | | BOXNOTE | adWORDPROCESSOR | |
| Hikvision_DVR_Fmt | 1423 | 1354 | Hikvision DVR video | | | adMOVIE | |
| Electronic_Arts_TGV_Fmt | 1424 | 1355 | Electronic Arts TGV video | | TGV | adMOVIE | |
| Electronic_Arts_TGQ_Fmt | 1425 | 1356 | Electronic Arts TGQ video | | TGQ | adMOVIE | |
| Reaper_Video_Fmt | 1426 | 1357 | Reaper Video | | FMV | adMOVIE | |
| Lightweight_Video_Fmt | 1427 | 1358 | Lightweight Video Format (LVF) | | LVF | adMOVIE | |
| Liquid_Audio_Fmt | 1428 | 1359 | Liquid Audio | | LQT | adSOUND | |
| Extended_Instrument_Fmt | 1429 | 1360 | eXtended Instrument generic audio tracker | | XI | adSOUND | |
| MAML_Fmt | 1430 | 1361 | Microsoft Assistance Markup Language | | AML | adWORDPROCESSOR | xmlsr |
| MS_Chat_Character_Fmt | 1431 | 1362 | Microsoft Comic Chat Character | | AVB | adRASTERIMAGE | |
| MS_Border_Fmt | 1432 | 1363 | Microsoft Office Border images | | BDR | adRASTERIMAGE | |
| MS_Binary_Log_Fmt | 1433 | 1364 | Microsoft Binary Log file | | BLG | adMISC | |

XML Export SDK C Programming Guide
Appendix A: Supported Formats

| Format Name | Number | Category | Description | MIME Type | Extension | File Class | Readers |
|------------------------------|--------|----------|--|--|---------------|-----------------|---------|
| MS_Reader_eBook_Fmt | 1434 | 1365 | Microsoft Reader eBook file | | LIT | adWORDPROCESSOR | |
| MS_Reader_Annotations_Fmt | 1435 | 1366 | Microsoft Reader annotation file | | EBO | adWORDPROCESSOR | |
| Amazon_KFX_Aux_Fmt | 1436 | 1367 | Amazon KFX eBook auxiliary format (2015) | | KFX, AZW | adWORDPROCESSOR | |
| Amazon_KFX_Ion_Fmt | 1437 | 1368 | Amazon KFX eBook Ion format (2015) | | KFX, AZW, ION | adWORDPROCESSOR | |
| MS_DPAPI_Fmt | 1438 | 1369 | Microsoft Data Protection API (DPAPI) data | | | adMISC | |
| MS_Streets_Fmt | 1439 | 1370 | Microsoft Streets & Trips map | | EST | adGIS | |
| MS_Fast_Find_Index_Fmt | 1440 | 1371 | Microsoft Office Fast Find Index | | FFX | adMISC | |
| MS_Fresh_Paint_Fmt | 1441 | 1372 | Microsoft Fresh Paint image | | FPPX | adRASTERIMAGE | |
| MS_Mathematics_Fmt | 1442 | 1373 | Microsoft Mathematics worksheet | | GCW | adSCIENTIFIC | |
| MS_Instrument_Definition_Fmt | 1443 | 1374 | Microsoft MIDI Instrument Definition File | | IDF | adSOUND | |
| MS_Pocket_Streets_Fmt | 1444 | 1375 | Microsoft Pocket Streets map | | MPS | adGIS | |
| Obfuscated_OpenType_Fmt | 1445 | 1376 | Obfuscated OpenType font (ODTTF) | application/vnd.ms-package.obfuscated-opentype | ODTTF | adFONT | |
| Pfaff_PCS_Fmt | 1446 | 1377 | Pfaff PCS embroidery image | | PCS | adVECTORGRAPHIC | |
| Janome_JEF_Fmt | 1447 | 1378 | Janome JEF embroidery format | | JEF | adVECTORGRAPHIC | |
| Husqvarna_HUS_Fmt | 1448 | 1379 | Husqvarna Viking HUS embroidery format | | HUS | adVECTORGRAPHIC | |
| Husqvarna_VIP_Fmt | 1449 | 1380 | Husqvarna Viking-Pfaff VIP embroidery format | | VIP | adVECTORGRAPHIC | |
| Brother_PEC_Fmt | 1450 | 1381 | Brother PEC embroidery format | | PEC | adVECTORGRAPHIC | |
| Brother_PES_Fmt | 1451 | 1382 | Brother PEC embroidery format | | PES | adVECTORGRAPHIC | |
| Viking_SHV_Fmt | 1452 | 1383 | Viking SHV embroidery format | | SHV | adVECTORGRAPHIC | |
| VP3_Fmt | 1453 | 1384 | VP3 embroidery format | | VP3 | adVECTORGRAPHIC | |
| SEW_Fmt | 1454 | 1385 | SEW embroidery format | | SEW | adVECTORGRAPHIC | |
| Data_Stitch_Tajima_Fmt | 1455 | 1386 | Data Stitch Tajima (DST) embroidery image | | DST | adVECTORGRAPHIC | |
| Singer_XXX_Fmt | 1456 | 1387 | Singer XXX embroidery image | | XXX | adVECTORGRAPHIC | |
| Bernina_ART_Fmt | 1457 | 1388 | Bernina ART embroidery image | | ART | adVECTORGRAPHIC | |
| MS_Prefetch_Fmt | 1458 | 1389 | Microsoft Windows Prefetch (uncompressed) file | | PF | adMISC | |

XML Export SDK C Programming Guide
Appendix A: Supported Formats

| Format Name | Number | Category | Description | MIME Type | Extension | File Class | Readers |
|----------------------------|--------|----------|--|-------------------------------|-----------|-----------------|---------------------------|
| MS_Prefetch_Compressed_Fmt | 1459 | 1390 | Microsoft Windows Prefetch (compressed) file | | PF | adMISC | |
| MS_MapPoint_Fmt | 1460 | 1391 | Microsoft MapPoint map | | PTM | adGIS | |
| MS_Live_Meeting_Fmt | 1461 | 1392 | Microsoft Office Live Meeting Connection | | RTC | adSCHEDULE | |
| MS_Speech_Definitions_Fmt | 1462 | 1393 | Microsoft text-to-speech Speech Definitions File | | SDF | adMISC | |
| MS_Speech_Data_Fmt | 1463 | 1394 | Microsoft text-to-speech Speech Data File | | SPD | adDATABASE | |
| MS_SQL_CE_Fmt | 1464 | 1395 | Microsoft SQL Server Compact (CE) edition database | | SDF | adDATABASE | |
| MS_ICE_Project_Fmt | 1465 | 1396 | Microsoft Image Composite Editor (ICE) Project | | SPJ | adMISC | |
| MS_DVR_Fmt | 1466 | 1397 | Microsoft Digital Video Recording (DVR-MS) | video/x-ms-dvr | DVR-MS | adMOVIE | |
| Symbol_Dynamics_EXP_Fmt | 1467 | 1398 | Symbol Dynamics EXP v1-4 document | | WXP | adWORDPROCESSOR | stringssr |
| XNA_Compiled_Fmt | 1468 | 1399 | Microsoft XNA Compiled Format | | XNB | adENCAPSULATION | |
| Outlook_Shortcut_Fmt | 1469 | 1400 | Microsoft Outlook or Exchange folder shortcut | | XNK | adMISC | |
| ChiWriter_Fmt | 1470 | 1401 | ChiWriter document (up to version 3) | | CHI | adWORDPROCESSOR | |
| ChiWriter4_Fmt | 1471 | 1402 | ChiWriter document (version 4) | | CHI | adWORDPROCESSOR | |
| Lightning_Strike_Fmt | 1472 | 1403 | Lightning Strike image | image/cis-cod | COD | adRASTERIMAGE | |
| Blackberry_Executable_Fmt | 1473 | 1404 | Blackberry executable | | COD | adEXECUTABLE | |
| EndNote_Library_Fmt | 1474 | 1405 | EndNote Library (up to version 9) | application/x-endnote-library | ENL | adDATABASE | |
| EndNote_Library_X_Fmt | 1475 | 1406 | EndNote Library (version X onwards) | | ENL, ENLX | adDATABASE | |
| EndNote_Filter_Fmt | 1476 | 1407 | EndNote Filter | application/x-puid-fmt-327 | ENF | adDATABASE | |
| EndNote_Style_Fmt | 1477 | 1408 | EndNote Style | application/x-endnote-style | ENS | adDATABASE | |
| EndNote_Connection_Fmt | 1478 | 1409 | EndNote Connection | application/x-endnote-connect | ENZ | adDATABASE | |
| Camtasia_Recording_Fmt | 1479 | 1410 | Camtasia Recording | | CAMREC | adMOVIE | |
| Camtasia_Project_Fmt | 1480 | 1411 | Camtasia XML Project | | CAMPROJ | adWORDPROCESSOR | |
| TechSmith_Project_Fmt | 1481 | 1412 | TechSmith JSON Project | | TSCPROJ | adWORDPROCESSOR | |
| ABIF_Fmt | 1482 | 1413 | Applied Biosystems Inc. Format | | AB1, FSA | adSCIENTIFIC | |

XML Export SDK C Programming Guide
Appendix A: Supported Formats

| Format Name | Number | Category | Description | MIME Type | Extension | File Class | Readers |
|-----------------------------|--------|----------|--|--------------------------------|----------------|-----------------|-----------------------|
| | | | (ABIF) | | | | |
| CIF_Fmt | 1483 | 1414 | Crystallographic Information File | chemical/x-cif | CIF | adSCIENTIFIC | |
| Sibelius_Fmt | 1484 | 1415 | Sibelius musical score | | SIB | adSOUND | |
| Geogebra_Worksheet_Fmt | 1485 | 1416 | Geogebra worksheet | application/vnd.geogebra.file | GGB | adSCIENTIFIC | |
| Geogebra_Tool_Fmt | 1486 | 1417 | Geogebra tool | | GGT | adSCIENTIFIC | |
| Polynomial_Texture_Map_Fmt | 1487 | 1418 | Polynomial Texture Map (PTM) | | PTM | adRASTERIMAGE | |
| Poly_Tracker_Fmt | 1488 | 1419 | Poly Tracker audio | | PTM | adSOUND | |
| PC_Outline_Fmt | 1489 | 1420 | PC-Outline document | | PCO | adWORDPROCESSOR | |
| Spline_Font_Database_Fmt | 1490 | 1421 | Spline Font Database (SFD) font | | SFD | adFONT | |
| QuickTime_Image_Fmt | 1491 | 1422 | QuickTime (QTIF) image | image/x-quicktime | QTIF, QIF, QTI | adRASTERIMAGE | |
| XBin_Image_Fmt | 1492 | 1423 | XBin image | | XB | adRASTERIMAGE | |
| Segmented_Hypergraphics_Fmt | 1493 | 1424 | MS Segmented Hypergraphics image | | SHG | adRASTERIMAGE | |
| LEADTools_CMP_Fmt | 1494 | 1425 | LEADTools CMP image | | CMP | adRASTERIMAGE | |
| WBMP_Fmt | 1495 | 1426 | Wireless Bitmap image (WBMP) | image/vnd.wap.wbmp | WBMP | adRASTERIMAGE | |
| Blender_Fmt | 1496 | 1427 | Blender (v2) CAD file | application/x-blender | BLEND | adCAD | |
| Blender_v1_Fmt | 1497 | 1428 | Blender (v1) CAD file | application/x-blender | BLEND | adCAD | |
| Scribus_Fmt | 1498 | 1429 | Scribus document | application/vnd.scribus | SLA | adDESKTOPPUBLSH | |
| LyX_Fmt | 1499 | 1430 | LyX document | application/x-lyx | LYX | adWORDPROCESSOR | lyxsr |
| NZB_Fmt | 1500 | 1431 | NewzBin NZB format | application/x-nzb | NZB | adWORDPROCESSOR | |
| KWord_Fmt | 1501 | 1432 | KOffice KWord document | application/vnd.kde.kword | KWD | adWORDPROCESSOR | |
| KSpread_Fmt | 1502 | 1433 | KOffice KSpread document | application/vnd.kde.kspread | KSP | adSPREADSHEET | |
| KPresenter_Fmt | 1503 | 1434 | KOffice KPresenter document | application/vnd.kde.kpresenter | KPR | adPRESENTATION | |
| KWord_GZ_Fmt | 1504 | 1435 | KOffice (up to v1.1) kWord document | application/x-kword | KWD | adWORDPROCESSOR | |
| KSpread_GZ_Fmt | 1505 | 1436 | KOffice (up to v1.1) kSpread document | application/x-kspread | KSP | adSPREADSHEET | |
| KPresenter_GZ_Fmt | 1506 | 1437 | KOffice (up to v1.1) kPresenter document | application/x-kpresenter | KPR | adPRESENTATION | |
| Karbon_Fmt | 1507 | 1438 | KOffice Karbon document | application/vnd.kde.karbon | KARBON | adVECTORGRAPHIC | |
| KChart_Fmt | 1508 | 1439 | KOffice KChart document | application/vnd.kde.kchart | CHRT | adSPREADSHEET | |
| KPlato_Fmt | 1509 | 1440 | KOffice KPlato document | application/x-vnd.kde.kplato | KPLATO | adSCHEDULE | |

XML Export SDK C Programming Guide
Appendix A: Supported Formats

| Format Name | Number | Category | Description | MIME Type | Extension | File Class | Readers |
|------------------------------|--------|----------|--|------------------------------------|-------------------|-----------------|-----------------------|
| GIMP_Pattern_Fmt | 1510 | 1441 | GIMP Pattern file | | PAT | adRASTERIMAGE | |
| GIMP_Brush_Fmt | 1511 | 1442 | GIMP Brush file | | GBR | adRASTERIMAGE | |
| GIMP_Animated_Brush_Fmt | 1512 | 1443 | GIMP Animated Brush file | | GIH | adRASTERIMAGE | |
| Git_Pack_Index_Fmt | 1513 | 1444 | Git Pack Index format | | IDX | adENCAPSULATION | |
| Git_Index_Fmt | 1514 | 1445 | Git Index format | | INDEX | adENCAPSULATION | |
| MS_Tape_Fmt | 1515 | 1446 | Microsoft Tape Format | | MTF, BAK | adENCAPSULATION | |
| STL_Binary_Fmt | 1516 | 1447 | 3D Systems Stereolithography STL Binary Format | | | adCAD | |
| Unix_Shadow_Fmt | 1517 | 1448 | Unix /etc/shadow password file | | | adMISC | |
| MS_SQL_Log_Fmt | 1518 | 1449 | Microsoft SQL Server log | | LDF | adDATABASE | |
| DER_Certificate_Fmt | 1519 | 1450 | DER-encoded X509 certificate | application/x-x509-user-cert | DER, CER | adENCAPSULATION | |
| EDIFACT_Fmt | 1520 | 1451 | EDIFACT-encoded EDI document | application/edifact | EDI | adDATABASE | |
| X12_Fmt | 1521 | 1452 | X12-encoded EDI document | application/edi-x12 | EDI | adDATABASE | |
| Mathcad_Fmt | 1522 | 1453 | Mathcad MCD document | application/vnd.mcd | MCD | adSCIENTIFIC | |
| Mathcad_XML_Fmt | 1523 | 1454 | Mathcad XMCD document | application/x-mathcad | XMCD | adSCIENTIFIC | xmlsr |
| EDrawings_Fmt | 1524 | 1455 | eDrawings Publisher document | | EASM, EPRT, EDRAW | adCAD | |
| First_Choice_DB_Fmt | 1525 | 1456 | PFS First Choice database | database/x-firstchoice | FOL | adDATABASE | |
| First_Choice_WP_Fmt | 1526 | 1457 | PFS First Choice word-processing document | | DOC | adWORDPROCESSOR | |
| First_Choice_SS_Fmt | 1527 | 1458 | PFS First Choice spreadsheet | application/x-first-choice | SS | adSPREADSHEET | |
| Professional_Plan_Fmt | 1528 | 1459 | PFS Professional Plan spreadsheet | application/x-pfs-plan | | adSPREADSHEET | |
| PFS_Write_Fmt | 1529 | 1460 | PFS Professional Write document | application/x-pfsprofessionalwrite | PFS | adWORDPROCESSOR | |
| Symantec_QA_Fmt | 1530 | 1461 | Symantec Q&A Database | | DTF | adDATABASE | |
| Bitmap_Graphics_Array_Fmt | 1531 | 1462 | OS/2 Bitmap Graphics Array | image/bga | BGA, BMP, ICO | adRASTERIMAGE | |
| OS2_Help_Fmt | 1532 | 1463 | OS/2 Help/INF document | | HLP, INF | adWORDPROCESSOR | |
| Frame_Vector_Fmt | 1533 | 1464 | Frame Vector Metafile | | FMV | adVECTORGRAPHIC | |
| RBase_2_Fmt | 1534 | 1465 | R:Base database (v2-v4) | | RBF | adDATABASE | |
| Harvard_Graphics_Symbol2_Fmt | 1535 | 1466 | Harvard Graphics Symbol File (v2) | | SYM | adVECTORGRAPHIC | |
| Freelance_Graphics_Fmt | 1536 | 1467 | Lotus Freelance Graphics image | | DRW | adRASTERIMAGE | |
| Snoop_Capture_Fmt | 1537 | 1468 | Snoop Packet Capture file | | CAP, SNOOP | adENCAPSULATION | |

XML Export SDK C Programming Guide
Appendix A: Supported Formats

| Format Name | Number | Category | Description | MIME Type | Extension | File Class | Readers |
|----------------------------------|--------|----------|--|-------------------------------|--------------------|-----------------|---------------------------|
| Python_Pickle_Fmt | 1538 | 1469 | Python Pickle file | | PICKLE, PKL, P | adEXECUTABLE | |
| Matlab_Pcode_Fmt | 1539 | 1470 | Matlab P-code file | | P | adSOURCECODE | |
| Rhinoceros_3D_Fmt | 1540 | 1471 | Rhinoceros 3D Model | | 3DM | adCAD | |
| GL_Transmission_Binary_Fmt | 1541 | 1472 | Graphics Language (GL) Binary Transmission Format | model/gltf+binary | GLB | adCAD | |
| CAD_3DXML_Fmt | 1542 | 1473 | 3DVIDIA 3DXML archive | application/x-3dxmlplugin | 3DXML | adCAD | |
| CAD_3DXML_XML_Fmt | 1543 | 1474 | 3DVIDIA 3DXML XML document | | 3DXML | adCAD | |
| Autodesk_Fusion_360_Fmt | 1544 | 1475 | Autodesk Fusion 360 model | | F3D | adCAD | |
| DELFTship_Fmt | 1545 | 1476 | DELFTship or FREE!ship model | | FBM | adCAD | |
| Autodesk_Inventor_Drawing_Fmt | 1546 | 1477 | Autodesk Inventor drawing | | IDW | adCAD | |
| Autodesk_Inventor_Part_Fmt | 1547 | 1478 | Autodesk Inventor part | | IPT | adCAD | |
| Autodesk_Inventor_Assembly_Fmt | 1548 | 1479 | Autodesk Inventor assembly | | IAM | adCAD | |
| Autodesk_Revit_Fmt | 1549 | 1480 | Autodesk Revit document | | RVT, RFA, RTE, RFT | adCAD | |
| FreeCAD_Fmt | 1550 | 1481 | FreeCAD document | | FCSTD | adCAD | |
| Solid_Edge_Part_Fmt | 1551 | 1482 | Solid Edge part | | PAR | adCAD | olesr |
| Solid_Edge_Assembly_Fmt | 1552 | 1483 | Solid Edge assembly | | ASM | adCAD | olesr |
| Solid_Edge_SheetMetal_Fmt | 1553 | 1484 | Solid Edge sheet metal | | PSM | adCAD | olesr |
| SolidWorks_Visualize_Project_Fmt | 1554 | 1485 | SolidWorks Visualize project | | SVPJ | adCAD | |
| Apache_Parquet_Fmt | 1555 | 1486 | Apache Parquet document | | PARQUET | adDATABASE | parquetsr |
| AES_Crypt_Fmt | 1556 | 1487 | AES Crypt document | | AES | adENCAPSULATION | |
| SO_Math_XML_Fmt | 1557 | 1488 | OpenDocument format (OpenOffice 1/StarOffice 6,7) Math XML | application-vnd.sun.xml.math | SXM | adMISC | |
| MathML_Fmt | 1558 | 1489 | MathML document | application/mathml+xml | MML, MATHML | adMISC | |
| Photoshop_Brush_Fmt | 1559 | 1490 | Adobe Photoshop Brush document | image/x-adobe-photoshop-brush | ABR | adMISC | |
| Photoshop_Color_Book_Fmt | 1560 | 1491 | Adobe Photoshop Color Book | | ACB | adMISC | |
| Premiere_Project_Fmt | 1561 | 1492 | Adobe Premiere Elements/Pro project | | PRPROJ, PREL | adMISC | |
| Premiere_Title_Fmt | 1562 | 1493 | Adobe Premiere title document | | PTL | adMISC | |
| Premiere_Pro_Title_Fmt | 1563 | 1494 | Adobe Premiere Pro title document | | PRTL | adMISC | |
| Memgraph_Fmt | 1564 | 1495 | Memgraph database plist format | application/x-bplist-memgraph | MEMGRAPH | adDATABASE | |
| Memgraph_XML_Fmt | 1565 | 1496 | Memgraph database XML format | | MEMGRAPH | adDATABASE | |

XML Export SDK C Programming Guide
Appendix A: Supported Formats

| Format Name | Number | Category | Description | MIME Type | Extension | File Class | Readers |
|------------------------|--------|----------|---|-------------------------------|-------------|-----------------|-----------------------|
| AV1_Image_Fmt | 1566 | 1497 | AV1 Image Format (AVIF) | image/avif | AVIF | adRASTERIMAGE | |
| AV1_Image_Sequence_Fmt | 1567 | 1498 | AV1 Image Sequence Format (AVIFS) | image/avif-sequence | AVIFS | adANIMATION | |
| IVF_Fmt | 1568 | 1499 | IVF container document | | IVF | adRASTERIMAGE | |
| AV1_Image_IVF_Fmt | 1569 | 1500 | AV1 Image (IVF container) | image/avif | AVIF, AVIFS | adRASTERIMAGE | |
| VP8_IVF_Fmt | 1570 | 1501 | VP8 Video (IVF container) | | VP8 | adMOVIE | |
| HPROF_Fmt | 1571 | 1502 | HPROF Java Profiler document | application/vnd.java.hprof | HPROF | adMISC | |
| XLIFF_Compressed_Fmt | 1572 | 1503 | XML Localization Interchange File Format compressed (XLIFF) | application/xliff+zip | XLZ | adWORDPROCESSOR | |
| Scenarist_Caption_Fmt | 1573 | 1504 | Scenarist Closed Caption document | | SCC | adWORDPROCESSOR | |
| SubRip_Text_Fmt | 1574 | 1505 | SubRip Text (STT) subtitles document | | SRT | adWORDPROCESSOR | |
| EBU_Subtitling_Fmt | 1575 | 1506 | EBU Subtitling data exchange format | | STL | adWORDPROCESSOR | |
| Apache_ORC_Fmt | 1576 | 1507 | Apache ORC (Optimized Row Columnar) data | | ORC | adDATABASE | orcsr |
| NES_Sound_Fmt | 1577 | 1508 | NES Sound File | | NSF | adSOUND | |
| IW13_IWA_Fmt | 1578 | 1509 | Apple iWork 2013 IWA document | | IWA | adMISC | |
| BioRad_Image_Fmt | 1579 | 1510 | BioRad confocal image | | PIC | adSCIENTIFIC | |
| NIfTI_Fmt | 1580 | 1511 | NIfTI (NII) neuroimaging document | | NII | adSCIENTIFIC | |
| MRC_DV_Fmt | 1581 | 1512 | MRC Deltavision (DV) / Prism image | | DV | adSCIENTIFIC | |
| MRC_CCP4_Fmt | 1582 | 1513 | MRC CCP4 2014 image | | MRC | adSCIENTIFIC | |
| ECAT_PET_Fmt | 1583 | 1514 | ECAT medical PET image | | V | adSCIENTIFIC | |
| OME_XML_Fmt | 1584 | 1515 | Open Microscopy Environment (OME) XML document | | XML | adSCIENTIFIC | |
| Panasonic_RAW_Fmt | 1585 | 1516 | Panasonic RAW or Leica RWL image | image/x-panasonic-raw | RAW, RWL | adRASTERIMAGE | |
| Panasonic_RW2_Fmt | 1586 | 1517 | Panasonic RW2 image | image/x-panasonic-rw2 | RW2 | adRASTERIMAGE | |
| FujiFilm_RAF_Fmt | 1587 | 1518 | FujiFilm RAF image | image/x-fuji-raf | RAF | adRASTERIMAGE | |
| Olympus_ORF_Fmt | 1588 | 1519 | Olympus ORF image | image/x-olympus-orf | ORF | adRASTERIMAGE | |
| HEVC_Fmt | 1589 | 1520 | High Efficiency Video Coding (HEVC) MP4 document | video/h265 | HEVC, H265 | adMOVIE | |
| PAM_Fmt | 1590 | 1521 | Portable Arbitrary Map (PAM) image | image/x-portable-arbitrarymap | PAM | adRASTERIMAGE | |

XML Export SDK C Programming Guide
Appendix A: Supported Formats

| Format Name | Number | Category | Description | MIME Type | Extension | File Class | Readers |
|-----------------------------|--------|----------|--|----------------------------|---------------------|-----------------|-----------------------|
| Paris_Audio_Fmt | 1591 | 1522 | Paris Audio Format | | FAP, PAF | adSOUND | |
| Calendar_Creator_Fmt | 1592 | 1523 | Broderbund Calendar Creator document (v4+) | | CC3, CE3, CC5, BCC | adSCHEDULE | |
| IWork_2013_Protected_Fmt | 1593 | 1524 | iWork 2013 password-protected document | | PAGES, NUMBERS, KEY | adWORDPROCESSOR | |
| Corel_Wavelet_WVL_Fmt | 1594 | 1525 | Corel Wavelet WVL image | | WVL | adRASTERIMAGE | |
| Corel_Wavelet_WI_Fmt | 1595 | 1526 | Corel Wavelet WI image | | WI | adRASTERIMAGE | |
| Corel_Painter_RIF_Fmt | 1596 | 1527 | Corel Painter RIFF image | | RIF | adRASTERIMAGE | |
| OmniPage_MET_Fmt | 1597 | 1528 | Caere OmniPage MET document | | MET | adMISC | |
| OmniPage_OPD_Fmt | 1598 | 1529 | Caere OmniPage OPD document | | OPD | adMISC | |
| GPS_Exchange_Fmt | 1599 | 1530 | GPS Exchange Format | application/gpx+xml | GPX | adGIS | |
| GL_Transmission_Fmt | 1600 | 1531 | GL Transmission Text Format | model/gltf+json | GLTF | adCAD | |
| CorelChart_Fmt | 1601 | 1532 | CorelChart document | | CCH | adVECTORGRAPHIC | |
| LocoScript_PCW_Fmt | 1602 | 1533 | LocoScript document for Amstrad PCW | | | adWORDPROCESSOR | |
| LocoScript_DOS_Fmt | 1603 | 1534 | LocoScript document for MS-DOS | | | adWORDPROCESSOR | |
| IWork_2005_Protected_Fmt | 1604 | 1535 | iWork 2005-2009 password-protected document | | PAGES, NUMBERS, KEY | adWORDPROCESSOR | |
| JAR_Pack_Fmt | 1605 | 1536 | Java Archive compressed with pack200 | application/x-java-pack200 | PACK | adENCAPSULATION | |
| GDIFF_Fmt | 1606 | 1537 | GDIFF (Generic Diff) document | application/gdiff | | adMISC | |
| AFP_Fmt | 1607 | 1538 | IBM Advanced Function Presentation (AFP) image | application/vnd.ibm.modcap | AFP | adRASTERIMAGE | |
| NSIF_Fmt | 1608 | 1539 | NATO Secondary Image Format (NSIF) image | | NSF | adRASTERIMAGE | |
| XSL_FO_Fmt | 1609 | 1540 | XSL Formatting Object (XSL-FO) | | FO, XSLFO | adWORDPROCESSOR | xmlsr |
| Consolidated_CDA_Fmt | 1610 | 1541 | Consolidated CDA document | | XML | adWORDPROCESSOR | xmlsr |
| WebAssembly_Binary_Fmt | 1611 | 1542 | WebAssembly (WASM) binary-code | application/wasm | WASM | adEXECUTABLE | |
| Visual_Studio_SDF_Fmt | 1612 | 1543 | Microsoft Visual Studio browsing database (sdf) file | | SDF | adSWDEV | |
| MS_Pocket_Word_PocketPC_Fmt | 1613 | 1544 | Microsoft Pocket Word for Pocket PC | | PSW, PWI | adWORDPROCESSOR | |
| PEA_Fmt | 1614 | 1545 | PEA (Pack, Encrypt, Authenticate) archive | | PEA | adENCAPSULATION | |

XML Export SDK C Programming Guide
Appendix A: Supported Formats

| Format Name | Number | Category | Description | MIME Type | Extension | File Class | Readers |
|------------------------------|--------|----------|--|----------------------|------------|-----------------|----------------------|
| MS_Pocket_Excel_PocketPC_Fmt | 1615 | 1546 | Microsoft Pocket Excel for Pocket PC | | PXL | adSPREADSHEET | |
| TTML_Fmt | 1616 | 1547 | Timed Text Markup Language (TTML) document | | TTML | adWORDPROCESSOR | |
| Visual_SourceSafe_SCC_Fmt | 1617 | 1567 | Microsoft Visual SourceSafe SCC (Source Code Control) file | | SCC | adMISC | |
| NetBeans_Profiler_Fmt | 1618 | 1548 | Java NetBeans Profiler snapshot | | NPS | adSWDEV | |
| Mac_Alias_Fmt | 1619 | 1549 | Mac OS alias file | | | adMISC | |
| Firebird_DB_Fmt | 1620 | 1550 | Firebird database | | FDB | adDATABASE | |
| InterBase_DB_Fmt | 1621 | 1551 | InterBase database | | GDB | adDATABASE | |
| LZip_Fmt | 1622 | 1552 | lzip compressed archive | application/lzip | LZ | adENCAPSULATION | |
| UltraCompressor_Fmt | 1623 | 1553 | UltraCompressor II archive | | UC2 | adENCAPSULATION | |
| PostgreSQL_Filenode_Fmt | 1624 | 1554 | PostgreSQL mapped relation file (pg_filenode.map) | | MAP | adDATABASE | |
| Zebra_Metafile_Fmt | 1625 | 1555 | Zoner Zebra Metafile image | | ZBR | adVECTORGRAPHIC | |
| Kodak_Cineon_Fmt | 1626 | 1556 | Kodak Cineon image | | CIN | adRASTERIMAGE | |
| Apple_Image2_Fmt | 1627 | 1557 | Apple iOS Image2 document | | IMG2 | adOS | |
| Apple_Image3_Fmt | 1628 | 1558 | Apple iOS Image3 document | | IMG3 | adOS | |
| Apple_Image4_Fmt | 1629 | 1559 | Apple iOS Image4 document | | IMG4, IM4M | adOS | |
| Apple_EFI_Image_Fmt | 1630 | 1560 | Apple EFI Image | | EFIRES | adOS | |
| Secure_Capsule_Fmt | 1631 | 1561 | MacOS Secure Capsule firmware update | | SCAP | adOS | |
| Compact_Font_Fmt | 1632 | 1562 | Adobe Compact Font Format (CFF) | application/font-cff | CFF | adFONT | |
| QML_Cached_Fmt | 1633 | 1563 | QML Cached document | | QMLC | adSWDEV | |
| KV_Mail_Subfile_Fmt | 1634 | 1564 | Internal mail file produced by KeyView extraction from a mail container format | | MAIL | adWORDPROCESSOR | afsr |
| JSON_Fmt | 1635 | 1565 | JSON document | application/json | JSON | adWORDPROCESSOR | |
| DesignPro_Fmt | 1636 | 1566 | Avery DesignPro document | | ZDL, ZDP | adPRESENTATION | |
| Edraw_Max_Fmt | 1637 | 1568 | Edraw Max document | | EDDX | adPRESENTATION | |
| ActivInspire_Fmt | 1638 | 1569 | ActivInspire flipchart document | | FLIPCHART | adPRESENTATION | |
| ActivStudio_Fmt | 1639 | 1570 | ActivStudio and ActivPrimary document | | FLP | adPRESENTATION | |

XML Export SDK C Programming Guide
Appendix A: Supported Formats

| Format Name | Number | Category | Description | MIME Type | Extension | File Class | Readers |
|---------------------------|--------|----------|--|----------------------------|--------------------------------------|-----------------|--------------------------|
| Gravit_Designer_Fmt | 1640 | 1571 | Gravit Designer document | | GVDESIGN | adVECTORGRAPHIC | |
| SANM_Fmt | 1641 | 1572 | LucasArts Smush SANM animation | | SNM, ZNM | adANIMATION | |
| ICEDraw_Fmt | 1642 | 1573 | iCEDraw character graphics image | | IDF | adRASTERIMAGE | |
| MS_Equation_Fmt | 1643 | 1574 | Microsoft Equation Editor object | | | adWORDPROCESSOR | |
| Affinity_Fmt | 1644 | 1575 | Affinity Photo/Publisher/Designer document | | AFPHOTO, AFPUB, AFDESIGN, AFTEMPLATE | adRASTERIMAGE | |
| IOS_App_Store_Package_Fmt | 1645 | 1576 | iOS App Store Package | | IPA | adENCAPSULATION | |
| Minitab_Worksheet_Fmt | 1646 | 1577 | Minitab worksheet v5-6 | | MTW | adSCIENTIFIC | |
| Minitab_Worksheet_12_Fmt | 1647 | 1578 | Minitab worksheet v12-13 | | MTW | adSCIENTIFIC | |
| Minitab_Worksheet_14_Fmt | 1648 | 1579 | Minitab worksheet v14-18 | | MTW | adSCIENTIFIC | |
| Minitab_Worksheet_19_Fmt | 1649 | 1580 | Minitab worksheet v19- | | MWX | adSCIENTIFIC | |
| Minitab_Project_Fmt | 1650 | 1581 | Minitab project up to v18 | | MPJ | adSCIENTIFIC | |
| Minitab_Project_19_Fmt | 1651 | 1582 | Minitab project v19- | | MPX | adSCIENTIFIC | |
| NIST_ITL_Fmt | 1652 | 1583 | NIST-ITL standard data | | XML | adSCIENTIFIC | |
| Silo_SIA_Fmt | 1653 | 1584 | Nevercenter Silo 3D ASCII model | | SIA | adCAD | |
| Silo_SIB_Fmt | 1654 | 1585 | Nevercenter Silo 3D binary model | | SIB | adCAD | |
| XCBF_Fmt | 1655 | 1586 | XML Common Biometric Format | | XML | adSCIENTIFIC | |
| Zoner_Draw_OLE_Fmt | 1656 | 1587 | Zoner Draw / Zoner Callisto Metafile (ZMF) version 2-3 | | ZMF | adVECTORGRAPHIC | |
| Zoner_Photo_Studio_Fmt | 1657 | 1588 | Zoner Photo Studio document | | ZPS | adRASTERIMAGE | |
| Calligra_Plan_Fmt | 1658 | 1589 | Calligra Plan document | application/x-vnd.kde.plan | PLAN | adSCHEDULE | |
| Symbol_Dynamics_EXP5_Fmt | 1659 | 1590 | Symbol Dynamics EXP v5+ document | | WXP | adWORDPROCESSOR | stringsr |
| REX2_Fmt | 1660 | 1591 | REX2 audio file | | RX2 | adSOUND | |
| WPS_Office_WP_Fmt | 1661 | 1592 | Kingsoft WPS Office Writer | application/wps-office.wps | WPS, DOC | adWORDPROCESSOR | mw8sr |
| WPS_Office_PG_Fmt | 1662 | 1593 | Kingsoft WPS Office Presentation | application/wps-office.dps | DPS, PPT | adPRESENTATION | kpp97rdr |
| WPS_Office_SS_Fmt | 1663 | 1594 | Kingsoft WPS Office Spreadsheet | application/wps-office.et | ET, XLS | adSPREADSHEET | xlssr |
| MS_InfoPath_Fmt | 1664 | 1595 | Microsoft InfoPath document | | XSN | adENCAPSULATION | |
| MS_InfoPath_XSF_Fmt | 1665 | 1596 | Microsoft InfoPath form definition | | XSF | adWORDPROCESSOR | |
| PerfectWorks_Fmt | 1666 | 1597 | Novell PerfectWorks document | | WPW | adWORDPROCESSOR | |
| CAJ_Fmt | 1667 | 1598 | Chinese Academic Journal CAJ | | CAJ | adWORDPROCESSOR | |

XML Export SDK C Programming Guide
Appendix A: Supported Formats

| Format Name | Number | Category | Description | MIME Type | Extension | File Class | Readers |
|---------------------------|--------|----------|--|--------------------------|---------------|-----------------|-----------------------|
| | | | document (2010-) | | | | |
| CAJ2_Fmt | 1668 | 1599 | Chinese Academic Journal CAJ document (2005-2010) | | CAJ | adWORDPROCESSOR | |
| KDH_Fmt | 1669 | 1600 | Chinese Academic Journal KDH document (2000-2005) | | KDH, CAJ | adWORDPROCESSOR | |
| MS_DLL_Fmt | 1670 | 1601 | Microsoft Dynamic Link Library (DLL) | | DLL, PYD | adLIBRARY | |
| Hancom_Cell_2010_Fmt | 1671 | 1602 | Hancom Office Cell 2010 document | | CELL | adSPREADSHEET | |
| ESRI_Layer_Fmt | 1672 | 1603 | ESRI Layer file | application/x-esri-layer | LYR | adGIS | |
| JPEG_XL_Fmt | 1673 | 1604 | JPEG XL image | image/jxl | JXL | adRASTERIMAGE | |
| NES_ROM_Fmt | 1674 | 1605 | Nintendo Entertainment System (NES) ROM | application/x-nesrom | NES | adMISC | |
| Base64_ASCII_Fmt | 1675 | 1606 | Base64-encoded ASCII text file | | | adENCAPSULATION | |
| InDesign1_Fmt | 1676 | 1607 | Adobe InDesign v1 document | application/x-indesign | INDD | adDESKTOPPUBLSH | |
| HP_PCL_XL_Fmt | 1677 | 1608 | HP Printer Control Language XL (PCL XL) | application/vnd.hp-pclxl | PXL, PRN | adVECTORGRAPHIC | pxlsr |
| SubStation_Alpha_Fmt | 1678 | 1609 | SubStation Alpha subtitle document | | SSA, ASS | adWORDPROCESSOR | |
| SAMI_Fmt | 1679 | 1610 | Synchronized Accessible Media Interchange (SAMI) subtitle document | | SMI, SAMI | adWORDPROCESSOR | |
| Advanced_Authoring_Fmt | 1680 | 1611 | Advanced Authoring Format (AAF) for data interchange | | AAF | adMOVIE | |
| MF_COBOL_Library_Fmt | 1681 | 1612 | Micro Focus COBOL library | | LBR | adLIBRARY | |
| MF_COBOL_Intermediate_Fmt | 1682 | 1613 | Micro Focus Net Express intermediate file | | INT | adLIBRARY | |
| MF_COBOL_Generated_Fmt | 1683 | 1614 | Micro Focus COBOL generated code file | | GNT | adLIBRARY | |
| Autodesk_EAGLE_Fmt | 1684 | 1615 | Autodesk EAGLE library | | LBR | adCAD | |
| Autodesk_EAGLE_XML_Fmt | 1685 | 1616 | Autodesk EAGLE XML library | | LBR | adCAD | |
| Omnis_Studio_Fmt | 1686 | 1617 | Omnis Studio file | | DF1, LBR, LBS | adDATABASE | |
| Seclore_Fmt | 1687 | 1618 | a Seclore-encrypted document whose format cannot be determined | | | adENCAPSULATION | |
| Acorn_Draw_Fmt | 1688 | 1619 | Acorn Draw image | | | adVECTORGRAPHIC | |
| Hadoop_Sequence_File_Fmt | 1689 | 1620 | Apache Hadoop sequence file | | SEQUENCEFILE | adDATABASE | |
| Archicad_GSM_Fmt | 1690 | 1621 | Archicad library part (GSM) file | model/vnd.gdl | GSM | adCAD | |

| Format Name | Number | Category | Description | MIME Type | Extension | File Class | Readers |
|--------------------------------------|--------|----------|--|------------------------------|---------------|-----------------|---------|
| Autodesk_Point_Cloud_Fmt | 1691 | 1622 | Autodesk Indexed Point Cloud | | PCG | adCAD | |
| Autodesk_ReCap_Scan_Fmt | 1692 | 1623 | Autodesk ReCap Scan | | RCS | adCAD | |
| Autodesk_ReCap_Project_Fmt | 1693 | 1624 | Autodesk ReCap Project | | RCP | adCAD | |
| BRL_CAD_Binary_Fmt | 1694 | 1625 | BRL-CAD binary database (v5) | | G | adCAD | |
| Cartesian_Perceptual_Compression_Fmt | 1695 | 1626 | Cartesian Perceptual Compression image | image/cpi | CPC, CPI | adRASTERIMAGE | |
| Clarion_Database_Fmt | 1696 | 1627 | Clarion database | | DAT | adDATABASE | |
| ColorIX_Fmt | 1697 | 1628 | ColorIX image | | RIX, SCX, SCI | adRASTERIMAGE | |
| Compressed_ISO_Fmt | 1698 | 1629 | Compressed ISO CD image (CISO) | application/x-compressed-iso | CSO | adENCAPSULATION | |
| Corel_RAVE_Fmt | 1699 | 1630 | Corel R.A.V.E. animation | | CLK | adANIMATION | |
| Clicker_eBook_Fmt | 1700 | 1631 | Crick Clicker eBook | | CLK | adWORDPROCESSOR | |

¹MHT, EML, and MBX files might return either format 2, 233, or 395, depending on the text in the file. In general, files that contain fields such as **To**, **From**, **Date**, or **Subject** are considered to be email messages; files that contain fields such as **content-type** and **mime-version** are considered to be MHT files; and files that do not contain any of those fields are considered to be text files.

²All CAT file extensions, for example CATDrawing, CATProduct, CATPart, and so on.

³This format is returned only if you enable source code identification. See [Source Code Identification, on page 97](#).

⁴This format is returned only if you enable extended source code identification. See [Source Code Identification, on page 97](#).

File Classes

| Attribute Number | Description | File class |
|------------------|-----------------------|-----------------|
| 0 | No file class | AutoDetNoFormat |
| 01 | Word processor | adWORDPROCESSOR |
| 02 | Spreadsheet | adSPREADSHEET |
| 03 | Database | adDATABASE |
| 04 | Raster image | adRASTERIMAGE |
| 05 | Vector graphic | adVECTORGRAPHIC |
| 06 | Presentation | adPRESENTATION |
| 07 | Executable | adEXECUTABLE |
| 08 | Encapsulation | adENCAPSULATION |
| 09 | Sound | adSOUND |
| 10 | Desktop publishing | adDESKTOPPUBLSH |
| 11 | Outline/planning | adOUTLINE |
| 12 | Miscellaneous | adMISC |
| 13 | Mixed format | adMIXED |
| 14 | Font | adFONT |
| 15 | Time scheduling | adSCHEDULE |
| 16 | Communications | adCOMMUNICATION |
| 17 | Object module | adOBJECTMODULE |
| 18 | Library module | adLIBRARY |
| 19 | Fax | adFAXFORMAT |
| 20 | Movie | adMOVIE |
| 21 | Animation | adANIMATION |
| 22 | Source Code | adSOURCECODE |
| 23 | Computer-Aided Design | adCAD |

| Attribute Number | Description | File class |
|-------------------------|------------------------|-------------------|
| 24 | BI and analysis tools | adANALYTICS |
| 25 | Scientific data | adSCIENTIFIC |
| 26 | Geographic Info System | adGIS |
| 27 | Software Development | adSWDEV |
| 28 | Operating System | adOS |

Appendix B: Document Readers

This section lists the KeyView document readers that are available to filter, export, and view supported file formats.

- [Key to Document Readers Table](#) 308
- [Document Readers](#) 310

Key to Document Readers Table

The document readers table includes the following information.

| Column | Description |
|-------------------------|--|
| Reader | The name of the reader. |
| Description | A description of the reader. |
| Filter | Shows whether KeyView can filter text from the main content of the file. |
| Export | Shows whether KeyView supports export to HTML, XML, and PDF. |
| View | Shows whether KeyView provides viewing capability. |
| Extract | Shows whether KeyView can extract sub-files. |
| Metadata | Shows whether KeyView can extract metadata (properties such as title, author, and subject). |
| Charset | Shows whether KeyView can detect and extract the character set. Even though a file format might be able to provide character set information, some documents might not contain character set information. Therefore, the document reader would not be able to determine the character set of the document. |
| H/F | Shows whether KeyView can extract headers and footers. |
| Associated File Formats | The file formats that are supported by the reader. |

Key to Symbols

| Symbol | Description |
|--------|---------------------------|
| Y | The feature is supported. |

Key to Symbols, continued

| Symbol | Description |
|---------------|---|
| N | The feature is not supported. |
| P | Partial metadata is extracted from this format. Some non-standard fields are not extracted. |
| T | Only text is extracted from this format. Formatting information is not extracted. |
| M | Only metadata (title, subject, author, and so on) is extracted from this format. Text and formatting information are not extracted. |

Document Readers

| Reader | Description | Filter | Export | View | Extract | Metadata | Charset | H/F | Associated File Formats |
|--------------------|------------------------|--------|--------|----------------|---------|----------|---------|-----|---|
| ActiveX components | Microsoft Visio (2013) | N | N | Y ¹ | N | Y | N | N | MS_Visio_2013_Fmt |
| ad1sr | AD1 Evidence file | N | N | Y | Y | N | n/a | N | AD1_Fmt |
| afmsr | Adobe Font Metrics | Y | T | T | N | N | N | N | Adobe_Font_Metrics_Fmt |
| afsr | ASCII Text | Y | Y | Y | N | N | N | N | ABAP_Fmt , AMPL_Fmt , APL_Fmt , ASCII_Text_Fmt , ASN1_Fmt , ATS_Fmt , Agda_Fmt , Alloy_Fmt , Apex_Fmt , AppleScript_Fmt , Arduino_Fmt , AsciiDoc_Fmt , AspectJ_Fmt , Assembly_Fmt , Awk_Fmt , BlitzMax_Fmt , Bluespec_Fmt , Brainfuck_Fmt , Brightscript_Fmt , CLIPS_Fmt , CMake_Fmt , COBOL_Fmt , CPlusPlus_Fmt , CWeb_Fmt , C_Fmt , CartoCSS_Fmt , Ceylon_Fmt , Chapel_Fmt , Clarion_Fmt , Clean_Fmt , Clojure_Fmt , CoffeeScript_Fmt , Component_Pascal_Fmt , Cool_Fmt , Coq_Fmt , Creole_Fmt , Crystal_Fmt , Csharp_Fmt , Csound_Document_Fmt , Csound_ |

¹Visio 2013 is supported in Viewing only, with the support of ActiveX components from the Microsoft Visio 2013 Viewer. Image fidelity is supported but other features, such as highlighting, are not.

| Reader | Description | Filter | Export | View | Extract | Metadata | Charset | H/F | Associated File Formats |
|--------|-------------|--------|--------|------|---------|----------|---------|-----|---|
| | | | | | | | | | Fmt , Css_Fmt , Cuda_Fmt , DIGITAL_Command_Language_Fmt , DTrace_Fmt , D_Fmt , Dart_Fmt , Dockerfile_Fmt , ECL_Fmt , E_Fmt , Eiffel_Fmt , Elm_Fmt , Emacs_Lisp_Fmt , EmberScript_Fmt , Erlang_Fmt , Fantom_Fmt , Forth_Fmt , Fortran_Fmt , FreeMarker_Fmt , Frege_Fmt , Fsharp_Fmt , GAMS_Fmt , GAP_Fmt , GDScript_Fmt , GIS_World_File_Fmt , GLSL_Fmt , G_code_Fmt , Game_Maker_Language_Fmt , Gnuplot_Fmt , Go_Fmt , Golo_Fmt , Gosu_Fmt , Gradle_Fmt , GraphQL_Fmt , Graphviz_DOT_Fmt , Groovy_Fmt , HLSL_Fmt , Hack_Fmt , Haml_Fmt , Handlebars_Fmt , Haskell_Fmt , Hy_Fmt , IDL_Fmt , IGOR_Pro_Fmt , Idris_Fmt , Inform_7_Fmt , Ini_Fmt , Ioke_Fmt , Isabelle_Fmt , JSONiq_Fmt , JSX_Fmt , J_Fmt , Jasmin_Fmt , Java_Fmt , Javascript_Fmt , Jolie_Fmt , Julia_Fmt , KV_Mail_Subfile_Fmt , KiCad_Layout_Fmt , KiCad_Schematic_Fmt , Kotlin_Fmt , LFE_Fmt , LOLCODE_Fmt , Lasso_Fmt , Limbo_Fmt , Lisp_Fmt , LiveScript_Fmt , Lua_Fmt , MAXScript_Fmt , ML_Fmt , MSDOS_Batch_File_Fmt , M_Fmt , Makefile_Fmt , Markdown_Fmt , Mathematica_Fmt , Matlab_Fmt , Max_Code_Fmt , Mercury_Fmt , Modelica_Fmt , Modula_2_Fmt , Monkey_Fmt , Moocode_Fmt , NL_Fmt , NSIS_Fmt , NetLogo_Fmt , NewLisp_Fmt , Nginx_Fmt , Nix_Fmt , Nu_Fmt , OCaml_Fmt , ObjC_Fmt , ObjCpp_Fmt , ObjJ_Fmt , OpenCL_Fmt , OpenEdge_ABL_Fmt , |

| Reader | Description | Filter | Export | View | Extract | Metadata | Charset | H/F | Associated File Formats |
|--------|-------------------------------|--------|--------|------|---------|----------|---------|-----|---|
| | | | | | | | | | OpenSCAD_Fmt , Ox_Fmt , Oxygene_Fmt , Oz_Fmt , PAWN_Fmt , PHP_Fmt , PLSQL_Fmt , PLpgSQL_Fmt , Pan_Fmt , Parrot_Assembly_Fmt , Pascal_Fmt , Perl_Fmt , PicoLisp_Fmt , Pike_Fmt , Pony_Fmt , Powershell_Fmt , Processing_Fmt , Prolog_Fmt , Puppet_Fmt , PureBasic_Fmt , Python_Fmt , QMake_Fmt , RAML_Fmt , RDoc_Fmt , REXX_Fmt , R_Fmt , Racket_Fmt , Ragel_Fmt , Rascal_Fmt , Rebol_Fmt , Red_Fmt , RenPy_Fmt , RenderScript_Fmt , Ring_Fmt , RobotFramework_Fmt , Ruby_Fmt , Rust_Fmt , SAS_Fmt , SGML_Fmt , SPARQL_Fmt , SQLPL_Fmt , SQL_Fmt , SaltStack_Fmt , Scala_Fmt , Scheme_Fmt , Scilab_Fmt , Scribe_Fmt , Shell_Fmt , Smalltalk_Fmt , Squirrel_Fmt , Stan_Fmt , Stata_Fmt , Stylus_Fmt , SuperCollider_Fmt , Swift_Fmt , SystemVerilog_Fmt , TSV_Fmt , TSV_Fmt , TXL_Fmt , Tcl_Fmt , Tex_Fmt , Turing_Fmt , Turtle_Fmt , TypeScript_Fmt , UrWeb_Fmt , Verilog_Fmt , Vim_script_Fmt , Visual_Basic_Fmt , WebAssembly_Fmt , WebIDL_Fmt , Wiki_Fmt , X10_Fmt , XQuery_Fmt , Xojo_Fmt , Xtend_Fmt , YAML_Fmt , YANG_Fmt , Zephir_Fmt , eC_Fmt , reStructuredText_Fmt , xBase_Fmt |
| aifsr | Audio Interchange File Format | M | N | N | N | Y | N | N | AIFF_Fmt |
| asfsr | Advanced Systems Format (1.2) | N | N | N | N | Y | N | N | ASF_Fmt , WMA_Fmt , WMV_Fmt |
| assr | Applix Spreadsheets | Y | Y | Y | N | N | Y | N | Applix_Spreadsheets_Fmt |

| Reader | Description | Filter | Export | View | Extract | Metadata | Charset | H/F | Associated File Formats |
|---------------------|--|--------|--------|------|---------|----------|---------|-----|----------------------------------|
| | (4.2, 4.3, 4.4) | | | | | | | | |
| avrosr ¹ | Apache Avro binary format | Y | N | N | N | N | N | N | Avro_Fmt |
| awsr | Applix Words (3.11, 4, 4.1, 4.2, 4.3, 4.4) | Y | Y | Y | N | N | Y | Y | Applix_Words_Fmt |
| axsr | Applix Asterix | Y | T | T | N | N | N | N | Applix_Alis_Fmt |
| b1sr | B1 | N | N | Y | Y | N | n/a | N | B1_Fmt |
| bkfsr | Microsoft Backup File | N | N | Y | Y | N | n/a | N | BKF_Fmt |
| bmpsr | Windows Bitmap Image | M | M | N | N | Y | N | N | BMP_Fmt |
| bzip2sr | Bzip2 Compressed File | N | N | Y | Y | N | n/a | N | BZIP2_Fmt |
| cabsr | Microsoft Cabinet File (1.3) | N | N | Y | Y | N | n/a | N | CAB_Fmt |
| cdsr | Convergent Technologies DEF Comm. Format | Y | T | T | N | N | N | N | CT_DEF_Fmt |
| cebsr ² | Founder Chinese E-paper Basic (3.2.1) | Y | N | N | N | N | N | N | Founder_CEB_Fmt |

¹The avrosr reader is only available on certain platforms (see [avrosr](#) in the platform differences section).

²The cebsr reader is only available on certain platforms (see [cebsr](#) in the platform differences section). Because of known security vulnerabilities in the third party library used for this format, cebsr is disabled in formats.ini and needs to be explicitly enabled if you wish to use it.

| Reader | Description | Filter | Export | View | Extract | Metadata | Charset | H/F | Associated File Formats |
|--------|---|--------|--------|------|---------|----------|---------|-----|---------------------------------------|
| chmsr | Microsoft Compiled HTML Help (3) | N | N | Y | Y | N | n/a | N | CHM_Fmt |
| csvsr | CSV (Comma Separated Values) | Y | Y | Y | N | N | N | N | CSV_Fmt |
| dbfsr | dBase Database (III+, IV) | Y | Y | Y | N | N | N | N | dBase_Fmt |
| dbxsr | Microsoft Outlook Express DBX Message Database (5.0, 6.0) | N | N | Y | Y | Y | Y | N | MS_OEDBX_Fmt |
| dcastr | IBM DCA/RFT (Revisable Form Text) (SC23-0758-1) | Y | Y | Y | N | N | Y | N | DCA_RFT_Fmt |
| dcmsr | Digital Imaging & Communications in Medicine (DICOM) | M | N | N | N | Y | N | N | Dicom_Fmt |
| difsr | Data Interchange Format | Y | Y | Y | N | N | N | N | DIF_SpreadSheet_Fmt |
| dmgsr | Mac Disk Copy Disk Image | N | N | Y | Y | N | n/a | N | DMG_Fmt |
| dw4sr | DisplayWrite (4) | Y | Y | Y | N | N | Y | N | IBM_Display_Write_Fmt |
| dxlsr | IBM Domino Data in XML format ¹ | N | N | Y | Y | Y | N | N | Lotus_Domino_DXL_Fmt |

¹Supports non-encrypted embedded files only.

| Reader | Description | Filter | Export | View | Extract | Metadata | Charset | H/F | Associated File Formats |
|--------------------|---|--------|--------|------|---------|----------|---------|-----|---|
| emlsr ¹ | Text Mail (MIME) / Microsoft Outlook Express (Windows 6, Macintosh 5) | Y | T | T | Y | Y | Y | N | SMTP_Fmt |
| emxsr | Legato EMailXtender Archives | N | N | Y | Y | N | n/a | N | EMX_Fmt |
| encase2sr | Expert Witness Compression Format (EnCase) (7) | N | N | Y | Y | N | n/a | N | EnCase_Fmt |
| encasesr | Expert Witness Compression Format (EnCase) (6) | N | N | Y | Y | N | n/a | N | EnCase_Fmt |
| entsr | Microsoft Entourage Database (2004) | N | N | Y | Y | Y | Y | N | ENT_Fmt |
| epubsr | Open Publication Structure eBook (2.0, 3.0) | Y | Y | Y | N | Y | Y | N | Epub_Fmt , iBooks_Fmt |
| exesr | MSDOS/Windows Executable | N | N | Y | N | N | n/a | N | MS_Executable_Fmt |
| foliosr | Folio Flat File (3.1) | Y | Y | Y | N | Y | Y | Y | Folio_Flat_Fmt |
| gdsiisr | GDSII data format | Y | T | T | N | N | N | N | GDSII_Fmt |
| gifsr | GIF (87, 89) | M | M | N | N | Y | N | N | GIF_87a_Fmt , GIF_89a_Fmt |

¹This reader supports both clear signed and encrypted S/MIME. KeyView supports S/MIME for PST, EML, MBX, and MSG files.

| Reader | Description | Filter | Export | View | Extract | Metadata | Charset | H/F | Associated File Formats |
|---------------------|--|--------|--------|------|---------|----------------|---------|-----|---|
| gitpacksr | Git Packfile | N | N | Y | Y | N | n/a | N | Git_Packfile_Fmt |
| gwfssr | GroupWise FileSurf email | N | N | Y | Y | Y | N | N | GWFS_Email_Fmt |
| hl7sr | Health level7 message (2.0) | Y | Y | Y | N | Y | Y | N | HI7_Fmt |
| htmlsr ¹ | HTML | N | N | N | N | Y | N | N | MS_Excel_HTML_Fmt , MS_Word_HTML_Fmt |
| htmsr | HTML/XHTML (3, 4) | Y | Y | Y | N | Y ² | Y | N | HTML_Fmt , Netscape_Bookmark_File_Fmt |
| hwposr | Haansoft Hangul HWP (2002, 2005, 2007, 2010) | Y | Y | Y | Y | Y | Y | N | HWP_Fmt |
| hwpsr | Haansoft Hangul HWP (97) | Y | Y | Y | N | Y | Y | N | HWP_Fmt |
| hwpxsr | Haansoft Hangul HWPX | Y | T | T | N | N | Y | N | HWPX_Fmt |
| ichatsr | Apple iChat Log (1, AV 2, AV 2.1, AV 3) | Y | Y | Y | N | N | N | N | Apple_iChat_Fmt |
| icssr | Microsoft Outlook iCalendar (1.0, 2.0) | N | N | Y | Y | Y | Y | N | ICS_Fmt |
| isosr | ISO-9660 CD Disc Image | N | N | Y | Y | N | n/a | N | ISO_Fmt |

¹The htmlsr reader is only available on certain platforms (see [htmlsr](#) in the platform differences section).

²HTML only supports partial metadata extraction

| Reader | Description | Filter | Export | View | Extract | Metadata | Charset | H/F | Associated File Formats |
|-----------------------|--|--------|--------|------|---------|----------|---------|-----|---|
| iwss13sr ¹ | Apple iWork Numbers ('13, '16, '18, iCloud 2018) | Y | T | T | N | N | Y | N | IWSS13_Fmt |
| iwsssr | Apple iWork Numbers ('08, '09) | Y | Y | Y | N | Y | Y | N | IWSS_Fmt |
| iwwp13sr ² | Apple iWork Pages ('13, '16, '18, iCloud 2018) | Y | T | T | N | N | N | N | IWWP13_Fmt |
| iwwpsr | Apple iWork Pages ('08, '09) | Y | Y | Y | N | Y | Y | N | IWWP_Fmt |
| jp2000sr | JPEG (2000) | M | M | N | N | Y | N | N | ISO_JPEG2000_JP2_Fmt , ISO_JPEG2000_JPEG2000_JPM_Fmt , ISO_JPEG2000_JPX_Fmt , JPEG_2000_JP2_File_Fmt , JPEG_2000_PGX_Fmt , Motion_JPEG_2000_Fmt |
| jpgsr | JPEG Interchange Format (JFIF) | M | M | N | N | Y | N | N | JPEG_File_Interchange_Fmt |
| jtdsr | JustSystems Ichitaro (8 to 2013, 2018) | Y | Y | Y | N | P | N | Y | ICHITARO_Compr_Fmt , ICHITARO_Fmt |
| kpagrdr | Applix Presents/Graphics (4.0, 4.2, 4.3, 4.4) | Y | Y | Y | N | N | N | N | Applix_Graphics_Fmt |

¹The iwss13sr reader is only available on certain platforms (see [iwss13sr](#) in the platform differences section).

²The iwwp13sr reader is only available on certain platforms (see [iwwp13sr](#) in the platform differences section).

| Reader | Description | Filter | Export | View | Extract | Metadata | Charset | H/F | Associated File Formats |
|-----------------------|---|----------------|--------|------|---------|----------|---------|-----|--|
| kpanirdr | Windows Animated Cursor | N | Y | Y | N | N | N | N | Windows_Animated_Cursor_Fmt |
| kpbmprdr | Windows Bitmap Image | Y ¹ | Y | Y | N | N | N | N | BMP_Fmt |
| kpCATrdr | CATIA formats (5) | Y | N | N | N | Y | N | N | CATIA_Fmt |
| kpcdrdr | CorelDRAW ² (through 9.0, 10, 11, 12, X3) | N | Y | Y | N | N | N | N | Corel_Draw_Fmt |
| kpcgmrdr ³ | Computer Graphics Metafile | Y | Y | Y | N | N | N | N | CGM_Binary_Fmt , CGM_Character_Fmt , CGM_ClearText_Fmt |
| kpchtrdr | Microsoft Excel (2-7) and Lotus 1-2-3 Charts (2-5) | N | Y | Y | N | N | N | N | |
| kpdcxrdr | DCX Fax System | N | Y | Y | N | N | N | N | DCX_Fmt |
| kpDWGrdr ⁴ | Autodesk AutoCAD DWG Drawing (R13 onwards) | Y | Y | Y | N | Y | Y | N | AutoDesk_DWG_Fmt |
| kpDXFrdr ⁵ | Autodesk AutoCAD | Y | Y | Y | N | Y | Y | N | AutoCAD_DXF_Binary_Fmt , AutoCAD_ |

¹Filtering is supported through OCR, which is only available on certain platforms (see [Optical Character Recognition](#) in the platform differences section), and is licensed separately.

²CDR/CDR with TIFF header.

³Files with non-partitioned data are supported.

⁴The kpDWGrdr reader exists to provide DWG support on platforms where kpODArdr is not available (see [kpDWGrdr](#) in the platform differences section), but does not support graphics for versions after 2004 or text for versions after 2013.

⁵The kpDXFrdr reader exists to provide DXF support on platforms where kpODArdr is not available (see [kpDXFrdr](#) in the platform differences section), but does not support graphics for versions after 2004.

| Reader | Description | Filter | Export | View | Extract | Metadata | Charset | H/F | Associated File Formats |
|--------------------------|--|----------------|--------|------|---------|----------|---------|-----|---|
| | DXF Drawing (R13 onwards) | | | | | | | | DXF_Text_Fmt |
| kpemfrdr | Enhanced Metafile | Y | Y | Y | N | Y | N | N | Enhanced_Metafile_Fmt |
| kpepsrdr | Encapsulated PostScript (raster) (TIFF header) | N | Y | Y | N | N | N | N | EPSF_Fmt , Preview_EPSF_Fmt |
| kpGFLrdr | Omni Graffle | Y | N | N | N | Y | Y | N | Omni_Graffle_XML_Fmt |
| kpgifrdr | GIF (87, 89) | Y ¹ | Y | Y | N | N | N | N | GIF_87a_Fmt , GIF_89a_Fmt |
| kpicordr | Windows Icon Cursor | N | Y | Y | N | N | N | N | Windows_Icon_Fmt |
| kpIWPG13rdr ² | Apple iWork Keynote ('13, '16, '18, iCloud 2018) | Y | T | N | N | N | N | N | IWPG13_Fmt |
| kpIWPGrdr | Apple iWork Keynote (2, 3, '08, '09) | Y | Y | Y | N | Y | Y | N | IWPG13_Fmt , IWPG_Fmt |
| kpJBIG2rdr | JBIG2 | Y ³ | Y | Y | N | N | N | N | JBIG2_Fmt |
| kpjp2000rdr | JPEG (2000) | Y ⁴ | Y | Y | N | N | N | N | ISO_JPEG2000_JP2_Fmt , ISO_ |

¹Filtering is supported through OCR, which is only available on certain platforms (see [Optical Character Recognition](#) in the platform differences section), and is licensed separately.

²The kpIWPG13rdr reader is only available on certain platforms (see [kpIWPG13rdr](#) in the platform differences section).

³Filtering is supported through OCR, which is only available on certain platforms (see [Optical Character Recognition](#) in the platform differences section), and is licensed separately.

⁴Filtering is supported through OCR, which is only available on certain platforms (see [Optical Character Recognition](#) in the platform differences section), and is licensed separately.

| Reader | Description | Filter | Export | View | Extract | Metadata | Charset | H/F | Associated File Formats |
|-----------------------|---|----------------|--------|------|----------------|----------------|---------|-----|--|
| | | | | | | | | | JPEG2000_JPM_Fmt , ISO_JPEG2000_JPX_Fmt , JPEG_2000_JP2_File_Fmt , JPEG_2000_PGX_Fmt , Motion_JPEG_2000_Fmt |
| kpjpgdr | JPEG Interchange Format (JFIF) | Y ¹ | Y | Y | N | N | N | N | JPEG_File_Interchange_Fmt |
| kpmacrdr | MacPaint | N | Y | Y | N | N | N | N | MacPaint_Fmt |
| kpmsordr | Microsoft Office Drawing | N | Y | Y | N | N | N | N | MS_Office_Drawing_Fmt |
| kpODArdr ² | ODA | Y | Y | Y | N | Y | Y | N | AutoCAD_DXF_Binary_Fmt , AutoCAD_DXF_Text_Fmt , AutoDesk_DWG_Fmt |
| kpodfrdr | OASIS Open Document Format (1, 2 ³) | Y | Y | Y | Y ⁴ | Y | Y | N | ODF_Drawing_Fmt , ODF_Drawing_Template_Fmt , ODF_Presentation_Fmt , ODF_Presentation_Template_Fmt , SO_Drawing_XML_Fmt , SO_Presentation_XML_Fmt |
| kpp40rdr | Microsoft PowerPoint (98) | Y | Y | Y | N | P ⁵ | N | N | PowerPoint_Win_Fmt |
| kpp95rdr | Microsoft PowerPoint | Y | Y | Y | N | P | Y | N | PowerPoint_95_Fmt |

¹Filtering is supported through OCR, which is only available on certain platforms (see [Optical Character Recognition](#) in the platform differences section), and is licensed separately.

²The kpODArdr reader is only available on certain platforms (see [kpODArdr](#) in the platform differences section).

³Generated by OpenOffice Impress 2.0, StarOffice 8 Impress, and IBM Lotus Symphony Presentation 3.0.

⁴Supported using the olesr embedded objects reader.

⁵Microsoft PowerPoint Windows only

| Reader | Description | Filter | Export | View | Extract | Metadata | Charset | H/F | Associated File Formats |
|------------------------|---|----------------|--------|------|---------|----------|---------|----------------|---|
| | Windows (95) | | | | | | | | |
| kpp97rdr | Microsoft PowerPoint (97-2004) | Y | Y | Y | N | P | Y | Y ¹ | PowerPoint_2000_Fmt , PowerPoint_97_Fmt , WPS_Office_PG_Fmt |
| kppctrdr | Macintosh Raster / QuickDraw (2) | N | Y | Y | N | N | N | N | Mac_PICT_Fmt |
| kppcxrdr | PC PaintBrush (3) | N | Y | Y | N | N | N | N | PC_Paintbrush_Fmt |
| kppdf2rdr ² | Adobe PDF (1.1 to 1.7, 2.0) | N | N | Y | N | N | N | N | PDF_Fmt |
| kppdfdrdr | Adobe PDF (1.1 to 1.7, 2.0) | N | Y | Y | N | N | N | N | PDF_Fmt |
| kppicrdr | Lotus PIC | Y | Y | Y | N | N | N | N | Lotus_PIC_Fmt |
| kppngrdr | Portable Network Graphics | Y ³ | Y | Y | N | N | N | N | APNG_Fmt , PNG_Fmt |
| kpppxrdr | Microsoft PowerPoint Windows XML (2007 onwards) | Y | Y | Y | Y | Y | Y | Y | MS_PPT_2007_Fmt , MS_PPT_Macro_2007_Fmt |
| kpprerdr | Lotus Freelance Graphics 2 (2) | Y | Y | Y | N | N | N | N | Freelance_OS2_Fmt , Freelance_Win_Fmt |

¹Microsoft PowerPoint Windows only

²kppdf2rdr is an alternate graphic-based reader that produces high-fidelity output but does not support other features such as highlighting or text searching. The kppdf2rdr reader is only available on certain platforms (see [kppdf2rdr](#) in the platform differences section).

³Filtering is supported through OCR, which is only available on certain platforms (see [Optical Character Recognition](#) in the platform differences section), and is licensed separately.

| Reader | Description | Filter | Export | View | Extract | Metadata | Charset | H/F | Associated File Formats |
|-----------|--|----------------|--------|------|---------|----------|---------|-----|---|
| kppzrdr | Lotus Freelance Graphics (96, 97, 98, R9, 9.8) | Y | Y | Y | N | N | N | N | Freelance_96_Fmt , Freelance_97_Fmt , Freelance_DOS_Fmt |
| kpsddrdr | StarOffice Impress (3, 4, 5) | Y | T | N | N | N | N | N | SO_Presentation_Fmt |
| kpsdwrdr | Lotus AMIDraw Graphics | N | Y | Y | N | N | N | N | Ami_Pro_Draw_Fmt , SO_Text_Fmt |
| kpsgirdr | SGI RGB Image | N | Y | Y | N | N | N | N | SGI_Image_Fmt |
| kpshwrdr | Corel Presentations (6, 7, 8, 9, 10, 11, 12, X3) | Y | Y | Y | N | N | N | N | Corel_Presentations_Fmt |
| kpsunrdr | Sun Raster Image | N | Y | Y | N | N | N | N | Sun_Raster_Fmt |
| kpTGArdr | Truevision Targa (2) | N | Y | Y | N | N | N | N | Targa_Fmt |
| kptifdr | TIFF Tagged Image File (through 6.0 ¹) | Y ² | Y | Y | N | N | N | N | TIFF_Fmt |
| kpUGrdr | Unigraphics (UG) NX | Y | N | N | N | N | N | N | Unigraphics_NX_Fmt |
| kpVSD2rdr | Microsoft Visio (4, 5, | Y | Y | Y | N | Y | Y | N | MS_Visio_Fmt |

¹The following compression types are supported: no compression, CCITT Group 3 1-Dimensional Modified Huffman, CCITT Group 3 T4 1-Dimensional, CCITT Group 4 T6, LZW, JPEG (only Gray, RGB and CMYK color space are supported), and PackBits.

²Filtering is supported through OCR, which is only available on certain platforms (see [Optical Character Recognition](#) in the platform differences section), and is licensed separately.

| Reader | Description | Filter | Export | View | Extract | Metadata | Charset | H/F | Associated File Formats |
|-----------|---|----------------|--------|------|---------|----------|---------|-----|---|
| | 2000, 2002, 2003, 2007, 2010 ¹) | | | | | | | | |
| kpVSDXrdr | Microsoft Visio (2013) | Y | Y | Y | Y | Y | Y | N | MS_Visio_2013_Fmt , MS_Visio_2013_Macro_Fmt , MS_Visio_2013_Stencil_Fmt , MS_Visio_2013_Stencil_Macro_Fmt , MS_Visio_2013_Template_Fmt , MS_Visio_2013_Template_Macro_Fmt |
| kpwg2rdr | WordPerfect Graphics 2 (2, 7) | N | Y | Y | N | N | N | N | WordPerfect_Graphics_Fmt |
| kpwmfrdr | Windows Metafile (3) | Y ² | Y | Y | N | N | N | N | Windows_Metafile_Fmt , Windows_Metafile_NoHdr_Fmt |
| kpwpgrdr | WordPerfect Graphics 1 (1) | N | Y | Y | N | N | N | N | WordPerfect_Graphics_Fmt |
| kpXFDLrdr | Extensible Forms Description Language | Y | Y | Y | N | Y | Y | N | XFDL_Fmt |
| kvgz | GZIP archive (2) | N | N | Y | N | N | n/a | N | GZ_Compress_Fmt |
| kvgzsr | GZIP archive (2) | N | N | N | Y | N | n/a | N | GZ_Compress_Fmt |
| kvhqxsr | BinHex | N | N | Y | Y | N | n/a | N | BinHex_Fmt |
| kvzee | UNIX Compress | N | N | Y | N | N | n/a | N | Compress_Fmt |

¹Viewing and Export use the graphic reader, kpVSD2rdr for Microsoft Visio 2003, 2007, and 2010, and vsdsr for all earlier versions. Image fidelity in Viewing and Export is therefore only supported for versions 2003 and above. Filter uses the graphic reader kpVSD2rdr for Microsoft Visio 2003, 2007, and 2010, and vsdsr for all earlier versions.

²Windows Metafiles can contain both raster images (KeyView file class 4) and vector graphics (KeyView file class 5). Filtering is supported only for vector graphics (class 5).

| Reader | Description | Filter | Export | View | Extract | Metadata | Charset | H/F | Associated File Formats |
|--------------------|---|----------------|--------|------|---------|----------------|----------------|----------------|--|
| kvzeesr | UNIX Compress | N | N | N | Y | N | n/a | N | Compress_Fmt |
| l123sr | Lotus 1-2-3 (96, 97, R9, 9.8) | Y | Y | Y | N | P | Y | N | Lotus_123_97_Fmt , Lotus_123_Format_Fmt , Lotus_123_R9_Fmt |
| lasr | Lotus AMI Pro and Write Plus (2, 3) | Y | Y | Y | N | P ¹ | Y ² | Y | Ami_Pro_Fmt , Ami_Pro_StyleSheet_Fmt |
| lwpsr ³ | Lotus Word Pro and SmartMaster (96, 97, R9) | Y | Y | Y | N | P ⁴ | N | Y ⁵ | Lotus_Word_Pro_96_Fmt , Lotus_Word_Pro_97_Fmt |
| lyxsr | LyX Word Processor | Y | T | T | N | N | N | N | LyX_Fmt |
| lzhsr | Microsoft LZH Compressed Folder | N | N | N | Y | N | n/a | N | LZH_Fmt |
| macbinsr | MacBinary | N | N | Y | Y | N | n/a | N | MacBinary_Fmt |
| mbsr | Microsoft Word Macintosh (4, 5, 6, 98) | Y | Y | Y | N | Y | N | Y | MS_Word_Mac_4_Fmt , MS_Word_Mac_Fmt |
| mbxsr ⁶ | Text Mail (MIME), | Y ⁸ | N | T | Y | Y | Y | N | MIME_Fmt |

¹Lotus AMI Pro only

²Lotus AMI Pro only

³The lwpsr reader is only available on certain platforms (see [lwpsr](#) in the platform differences section).

⁴Lotus Word Pro only

⁵Lotus Word Pro only

⁶This reader supports both clear signed and encrypted S/MIME. KeyView supports S/MIME for PST, EML, MBX, and MSG files.

⁸Text Mail only

| Reader | Description | Filter | Export | View | Extract | Metadata | Charset | H/F | Associated File Formats |
|--------|--|--------|--------|------|---------|----------|----------------|-----|---|
| | Microsoft Outlook Express (Windows 6, Macintosh 5), Mailbox ¹ (Thunderbird 1.0, Eudora 6.2) | | | | | | | | |
| MCI | Microsoft Media Control Interface | N | N | Y | N | N | N | N | AIFF_Fmt , AU_Audio_Fmt , ISO_QuickTime_Fmt , MIDI_Audio_Fmt , MPEG_Audio_Fmt , MS_Video_Fmt , MS_WAVE_Audio_Fmt , Mobile_QuickTime_Fmt , QuickTime_Fmt |
| mdbsr | Microsoft Access (95 onwards) | Y | T | T | N | N | Y ² | N | MS_Access_2000_Fmt , MS_Access_2007_Fmt , MS_Access_95_Fmt , MS_Access_97_Fmt , MS_Access_Fmt |
| mhtsr | MIME HTML (MHTML) | Y | Y | Y | N | Y | Y | N | MHT_Fmt |
| mifsr | Adobe FrameMaker Interchange Format (5, 5.5, 6, 7) | Y | Y | Y | N | N | Y | N | Maker_Interchange_Fmt |
| misr | Microsoft Word Windows (1.0, 2.0) | Y | Y | Y | N | N | N | Y | MS_Word_Win_Fmt |
| mp3sr | MPEG-1 Audio layer3 (ID3 v1 and v2) | M | M | Y | N | Y | N | N | MPEG_Audio_Fmt |

¹KeyView supports MBX files created by Eudora Email and Mozilla Thunderbird. MBX files created by other common mail applications are typically filtered, converted, and displayed.

²Charset is not supported for Microsoft Access 95 or 97.

| Reader | Description | Filter | Export | View | Extract | Metadata | Charset | H/F | Associated File Formats |
|--------------------|--|----------------|----------------|----------------|---------|----------|----------------|-----|---|
| mpeg4sr | MPEG video | M | N | N | N | Y | N | N | Adobe_Flash_Audio_Book_Fmt , Adobe_Flash_Audio_Fmt , Adobe_Flash_Protected_Video_Fmt , Adobe_Flash_Video_Fmt , Audible_Audiobook_Fmt , ISO_3GPP2_Fmt , ISO_3GPP_Fmt , ISO_IEC_MPEG_4_Fmt , KDDI_Video_Fmt , MPEG4_AVC_Fmt , MPEG4_M4A_Fmt , MPEG4_M4B_Fmt , MPEG4_M4P_Fmt , MPEG4_M4V_Fmt , MPEG4_Sony_PSP_Fmt , MPEG_21_Fmt , NTT_MPEG4_Fmt , Nero_MPEG4_Audio_Fmt , QuickTime_Fmt , Sony_XAVC_Fmt |
| mppsr | Microsoft Project (2000 onwards) | Y | Y | Y | Y | Y | Y | N | MS_Project_2000_Fmt , MS_Project_2007_Fmt , MS_Project_41_Fmt , MS_Project_4_Fmt , MS_Project_98_Fmt |
| msgsr ¹ | Microsoft Outlook (97 onwards), Documentum EMC MF | Y ² | T ³ | Y ⁴ | Y | Y | Y ⁵ | N | EMCMF_Fmt , MS_Outlook_Fmt |
| mspubsr | Microsoft Publisher (98 to 2016) | Y | T | T | Y | Y | Y | N | MS_Publisher_98_Fmt , MS_Publisher_Fmt |
| msw6sr | Microsoft Works Word Processor for Windows (6, 2000) | Y | Y | Y | N | N | N | Y | MS_Works_Win_WP_Fmt |

¹This reader supports both clear signed and encrypted S/MIME. KeyView supports S/MIME for PST, EML, MBX, and MSG files.

²Except Documentum EMC MF

³Except Documentum EMC MF

⁴For Outlook this is Text only

⁵Returns "Unicode" character set for Outlook version 2003 and up, and "Unknown" character set for previous versions.

| Reader | Description | Filter | Export | View | Extract | Metadata | Charset | H/F | Associated File Formats |
|-------------------------|---|--------|--------|----------------|----------------|----------|----------------|----------------|---|
| mwsr | Microsoft Works Word Processor for Windows (1, 2, 3, 4) | Y | Y | Y | N | N | N | Y | MS_Works_Win_WP_Fmt |
| multiarcsr ¹ | Compressed formats | N | N | Y ² | Y | N | n/a | N | ARJ_Fmt , RAR5_Fmt , XZ_Fmt |
| mw6sr | Microsoft Word for Windows (6, 7, 8, 95) | Y | Y | Y | N | Y | Y | Y | MS_Word_95_Fmt |
| mw8sr | Microsoft Word (97-2004) | Y | Y | Y | Y ³ | Y | Y | Y ⁴ | MS_Word_2000_Fmt , MS_Word_97_Fmt , WPS_Office_WP_Fmt |
| mwsr | Microsoft Word PC (4-6) and Windows Write (1-3) | Y | Y | Y | N | N | Y ⁵ | Y ⁶ | MS_Windows_Write_Fmt , MS_Word_PC_Driver_Fmt , MS_Word_PC_Fmt , MS_Word_PC_Glossary_Fmt , MS_Word_PC_Misc_Fmt , MS_Word_PC_StyleSheet_Fmt |
| mwssr | Microsoft Works Spreadsheet (2, 3, 4) | Y | Y | Y | N | N | Y | N | MS_Works_DOS_SS_Fmt , MS_Works_Mac_SS_Fmt , MS_Works_Win_SS_Fmt |
| mwxsr | Microsoft Word XML (2007 onwards) | Y | Y | Y | Y | Y | Y | Y | MS_Word_2007_Flat_XML_Fmt , MS_Word_2007_Fmt , MS_Word_Macro_2007_Fmt |

¹The multiarcsr reader is only available on certain platforms (see [multiarcsr](#) in the platform differences section). 7zip is supported with the multiarcsr reader on some platforms for Extract.

²7-zip and SUN PEX archives only

³Supported using the embedded objects reader olesr.

⁴Microsoft Word for Windows only

⁵Microsoft Windows Write only

⁶Microsoft Word PC only

| Reader | Description | Filter | Export | View | Extract | Metadata | Charset | H/F | Associated File Formats |
|--------------------|---|--------|--------|------|----------------|----------|---------|-----|--|
| nnsr | NBI OASys Net Archive | Y | T | T | N | N | N | N | NBI_Net_Archive_Fmt |
| nsfsr ¹ | IBM Lotus Notes database (4, 5, 6.0, 6.5, 7.0, 8.0) | N | N | Y | Y | Y | N | N | Lotus_Notes_NSF_Fmt |
| oa2sr | Fujitsu Oasys (7) | Y | Y | Y | N | P | N | N | Oasys_Fmt |
| odfsssr | OASIS Open Document Format (1, 2 ²) | Y | Y | Y | Y ³ | Y | Y | N | ODF_Spreadsheet_Fmt , ODF_Spreadsheet_Template_Fmt |
| odfwpsr | OASIS Open Document Format (1, 2 ⁴) | Y | Y | Y | Y ⁵ | Y | Y | Y | ODF_Text_Fmt , ODF_Text_Master_Fmt , ODF_Text_Template_Fmt , ODF_Text_Web_Fmt , SO_Text_XML_Fmt |
| olesr | Windows Scrap File | N | N | N | Y | Y | n/a | N | Ability_WP_OLE_Fmt , Autodesk_3ds_Max_Fmt , Crystal_Reports_Fmt , FPX_Fmt , MS_AtWork_Fax_Fmt , MS_Binder_Fmt , MicroStation_V8_DGN_Fmt , OLE_Fmt , PageMagic_Fmt , PagePlus_Fmt , PhotoDraw_Mix_Fmt , PowerPoint_Mac_Fmt , SO_Chart_Fmt , SO_Database_Fmt , SO_Math_Fmt , Scrap_Fmt , SolidWorks_Fmt , Solid_Edge_Assembly_Fmt , Solid_Edge_Part_Fmt , Solid_Edge_SheetMetal_Fmt , Windows_Installer_Fmt , Windows_ |

¹The nsfsr reader is only available on certain platforms (see [nsfsr](#) in the platform differences section).

²Generated by OpenOffice Calc 2.0, StarOffice 8 Calc, and IBM Lotus Symphony Spreadsheet 3.0.

³Supported using the embedded objects reader olesr.

⁴Generated by OpenOffice Writer 2.0, StarOffice 8 Writer, and IBM Lotus Symphony Documents 3.0.

⁵Supported using the embedded objects reader olesr.

| Reader | Description | Filter | Export | View | Extract | Metadata | Charset | H/F | Associated File Formats |
|------------------------|---|--------|--------|------|---------|----------|---------|-----|---|
| | | | | | | | | | Installer_Patch_Fmt |
| olmsr | Microsoft Outlook for Macintosh (2011) | N | N | Y | Y | N | Y | N | MS_OutlookOLM_Fmt |
| onesr | Microsoft OneNote (2007, 2010, 2013, 2016) | Y | Y | Y | Y | N | Y | N | OneNote_Fmt |
| onealtsr | Microsoft OneNote Alternative Packaging Format (2007 onwards) | Y | T | T | Y | N | N | N | OneNote_Alternate_Fmt |
| onmsr | Legato Extender | N | N | Y | Y | Y | N | N | Legato_Extender_ONM_Fmt |
| oo3sr | Omni Outliner (v3, OPML, OOutline) | Y | Y | Y | N | N | Y | N | OO3_Fmt , OOUTLINE_Fmt , OPML_Fmt |
| orcsr ¹ | Apache ORC (Optimized Row Columnar) data | Y | N | N | N | N | N | N | Apache_ORC_Fmt |
| parquetsr ² | Apache Parquet Database Format | Y | N | N | N | Y | N | N | Apache_Parquet_Fmt |
| pbixsr | Microsoft Power BI Desktop (1.11) | Y | T | T | N | N | Y | N | MS_Power_BI_Fmt |
| pdf2sr ³ | Adobe PDF (1.1 to 1.7, 2.0) | Y | Y | N | Y | Y | N | N | PDF_Fmt |

¹The orcsr reader is only available on certain platforms (see [orcsr](#) in the platform differences section).

²The parquetsr reader is only available on certain platforms (see [parquetsr](#) in the platform differences section).

³The pdf2sr reader is only available on certain platforms (see [pdf2sr](#) in the platform differences section).

| Reader | Description | Filter | Export | View | Extract | Metadata | Charset | H/F | Associated File Formats |
|----------------------|---|----------------|----------------|----------------|----------------|----------------|---------|-----|--|
| pdfsr | Adobe PDF (1.1 to 1.7, 2.0) | Y | Y | N | Y ¹ | Y | Y | N | PDF_Fmt , Portfolio_PDF_Fmt |
| pfasr | ASCII Printer and PostScript fonts | Y | T | T | N | N | N | N | PostScript_Font_Fmt , Printer_Font_ASCII_Fmt |
| pffsr ² | Microsoft Outlook Offline Storage File (97 onwards) | N | N | Y | Y | Y | Y | N | MS_OutlookOST_Fmt |
| pfilesr | Rights Management Services (RMS)-protected format | Y ³ | T ⁴ | T ⁵ | N | Y | N | N | RMS_Protected_Fmt |
| pkcs7sr ⁶ | PKCS #7 cryptographic format | N | N | Y | Y | N | N | N | PKCS_7_Fmt |
| pngsr | Portable Network Graphics | M | M | N | N | Y | N | N | PNG_Fmt |
| psdsr | Adobe Photoshop | N | N | N | N | Y ⁷ | N | N | PSD_Fmt |
| pstnsr | Microsoft Outlook | N | N | Y | Y | Y | Y | N | MS_OutlookPST_Fmt |

¹Includes support for extraction of subfiles from PDF Portfolio documents.

²The pffsr reader is only available on certain platforms (see [pffsr](#) in the platform differences section).

³KeyView filters only the internal redirection text. The underlying document text is not accessible without the decryption key.

⁴KeyView filters only the internal redirection text. The underlying document text is not accessible without the decryption key.

⁵KeyView filters only the internal redirection text. The underlying document text is not accessible without the decryption key.

⁶This reader supports PKCS #7 signed-data encapsulating PKCS #7 data only.

⁷Only XMP metadata is extracted for this format.

| Reader | Description | Filter | Export | View | Extract | Metadata | Charset | H/F | Associated File Formats |
|--------------------|---|--------|--------|------|---------|----------|---------|-----|-------------------------------------|
| | Personal Folder ¹ (97 onwards) | | | | | | | | |
| pstsr ² | Microsoft Outlook Personal Folder ³ (97 onwards) | N | N | Y | Y | Y | N | N | MS_OutlookPST_Fmt |
| pstxsr | Microsoft Outlook Personal Folder ⁴ (97 onwards) | N | N | Y | Y | Y | Y | N | MS_OutlookPST_Fmt |
| pwsr | PRIMEWORD | Y | T | T | N | N | N | N | PRIMEWORD_Fmt |
| pxlsr | HP PCL XL (PCL 6) | Y | T | T | N | N | N | N | HP_PCL_XL_Fmt |
| qpssr | Corel Quattro Pro (5, 6, 7, 8) | Y | Y | Y | N | P | Y | N | Quattro_Pro_Win_Fmt |
| qpwsr | Corel Quattro Pro (X4) | Y | N | Y | N | P | Y | N | QPW_Fmt |
| rarsr | RAR archive (2.0) | N | N | N | Y | N | n/a | N | RAR_Fmt |

¹KeyView provides several readers capable of processing PST files. The pstsr reader uses the Microsoft Messaging Application Programming Interface (MAPI), works only on Windows, and requires that Microsoft Outlook is installed. The pstxsr reader is available only on certain platforms (see [pstxsr](#) in the platform differences section) and does not require Microsoft Outlook. The pstnsr reader is an alternative reader that does not require Microsoft Outlook, for all platforms not supported by pstxsr. For more information about these readers, see "Extract Subfiles from Outlook Personal Folders Files" in Chapter 3.

²This reader supports both clear signed and encrypted S/MIME. KeyView supports S/MIME for PST, EML, MBX, and MSG files.

³KeyView provides several readers capable of processing PST files. The pstsr reader uses the Microsoft Messaging Application Programming Interface (MAPI), works only on Windows, and requires that Microsoft Outlook is installed. The pstxsr reader is available only on certain platforms (see [pstxsr](#) in the platform differences section) and does not require Microsoft Outlook. The pstnsr reader is an alternative reader that does not require Microsoft Outlook, for all platforms not supported by pstxsr. For more information about these readers, see "Extract Subfiles from Outlook Personal Folders Files" in Chapter 3.

⁴KeyView provides several readers capable of processing PST files. The pstsr reader uses the Microsoft Messaging Application Programming Interface (MAPI), works only on Windows, and requires that Microsoft Outlook is installed. The pstxsr reader is available only on certain platforms (see [pstxsr](#) in the platform differences section) and does not require Microsoft Outlook. The pstnsr reader is an alternative reader that does not require Microsoft Outlook, for all platforms not supported by pstxsr. For more information about these readers, see "Extract Subfiles from Outlook Personal Folders Files" in Chapter 3.

| Reader | Description | Filter | Export | View | Extract | Metadata | Charset | H/F | Associated File Formats |
|----------------------|---|--------|--------|------|----------------|----------|---------|-----|---|
| | through 3.5) | | | | | | | | |
| riffsr | Microsoft Wave Sound | M | N | N | N | Y | N | N | MS_WAVE_Audio_Fmt |
| rpmsgsr ¹ | Microsoft Outlook Restricted Permission Message | N | N | N | Y ² | N | Y | N | RPMSG_Fmt |
| rtfsr | Rich Text Format (1 through 1.7) | Y | Y | Y | N | P | Y | Y | MS_Pocket_Word_Fmt , MS_RTF_Fmt |
| sassr | SAS7BDAT reader | Y | T | T | N | N | N | N | SAS7BDAT_Fmt |
| skypesr | Skype Log (3) | Y | Y | Y | N | N | N | N | Skype_Fmt |
| sosr | OpenOffice, LibreOffice(1-5), StarOffice (6-9) | Y | T | T | N | Y | Y | N | SO_Spreadsheet_XML_Fmt |
| starcsr | StarOffice Calc (3, 4, 5) | Y | T | T | N | N | N | N | SO_Spreadsheet_Fmt |
| starwsr | StarOffice Writer (3, 4, 5) | Y | T | T | N | N | N | N | SO_Text_Fmt |
| stringsr | Generic 'strings' reader | Y | T | T | N | N | N | N | BeagleWorks_Word_Fmt , CEOwrite_Fmt , CPT_Comm_Fmt , CWK_Fmt , DG_CDS_Fmt , DSA101_Fmt , Data_Point_VistaWord_Fmt , Enable_WP_Fmt , GreatWorks_Word_Fmt , HP_Word_PC_ |

¹The rpmsgsr reader is only available on certain platforms (see [rpmsgsr](#) in the platform differences section).

²Extraction of embedded email messages is not currently supported.

| Reader | Description | Filter | Export | View | Extract | Metadata | Charset | H/F | Associated File Formats |
|--------|--------------------------------------|--------|--------|------|---------|----------|----------------|-----|--|
| | | | | | | | | | Fmt , IBM_DCF_Script_Fmt , IBM_Writing_Assistant_Fmt , Lotus_Notes_CDF_Fmt , Lyrix_Fmt , MASS_11_Fmt , MS_Works_DOS_WP_Fmt , MS_Works_Mac_WP_Fmt , MacWrite_Fmt , MacWrite_II_Fmt , Multimate_Adv_Fmt , Multimate_Adv_Fnote_Fmt , Multimate_Adv_II_Fmt , Multimate_Adv_II_Fnote_Fmt , Multimate_Fmt , Multimate_Fnote_Fmt , Navy_DIF_Fmt , ODA_Q1_11_Fmt , ODA_Q1_12_Fmt , Office_Writer_Fmt , Psion_TextEd_Fmt , Psion_Word_3_Fmt , Psion_Word_Fmt , Q_A_DOS_Fmt , Q_A_Win_Fmt , Quadratron_Q_One_v1_Fmt , Quadratron_Q_One_v2_Fmt , Quickword_Fmt , SAMNA_Word_IV_Fmt , Symbol_Dynamics_EXP5_Fmt , Symbol_Dynamics_EXP_Fmt , Targon_Word_Fmt , Uniplex_WP_Fmt , Volkswriter_Fmt , WANG_WITA_Fmt , WANG_WPS_Comm_Fmt , WPS_PLUS_Fmt , WordERA_Fmt , WordMARC_Fmt , WordPerfect_Fmt , WordStar_2000_Fmt , WordStar_Fmt , WordStar_for_Windows_Fmt , Word_Connection_Fmt , WriteNow_Fmt , Xerox_860_Comm_Fmt , Xerox_Writer_Fmt |
| swfsr | Macromedia Flash (through 8.0) | Y | Y | Y | N | N | Y ¹ | N | Macromedia_Flash_Fmt |
| swsr | Informix SmartWare II Word Processor | Y | T | T | N | N | N | N | SmartWare_II_WP_Fmt |
| tarsr | TAR Tape Archive | N | N | Y | Y | N | n/a | N | TAR_Fmt |

¹The character set cannot be determined for versions 5.x and lower.

| Reader | Description | Filter | Export | View | Extract | Metadata | Charset | H/F | Associated File Formats |
|----------|--|--------|--------|----------------|---------|----------|---------|-----|--|
| tifsr | TIFF Tagged Image File (through 6.0 ¹) | M | M | N | N | Y | N | N | TIFF_Fmt |
| tnefsr | Transport Neutral Encapsulation Format | N | N | Y | Y | Y | Y | N | TNEF_Fmt |
| unihtmsr | Unicode HTML | Y | Y | Y | N | Y | Y | N | Unicode_HTML_Fmt |
| unisr | Unicode Text (3, 4) | Y | Y | Y | N | N | Y | N | Unicode_Fmt |
| unzip | PKZIP/Zip Compression | N | N | Y ² | Y | N | n/a | N | Executable_JAR_Fmt , KMZ_Fmt , ODF_Formula_Fmt , ODF_Formula_Template_Fmt , PKZIP_Fmt , Tableau_Packaged_Data_Source_Fmt , Tableau_Packaged_Workbook_Fmt |
| uudsr | UU-Encoding (all versions) | N | N | Y | Y | N | n/a | N | UUEncoded_Fmt |
| vcfsr | Microsoft Outlook vCard Contact (2.1, 3.0, 4.0) | Y | Y | T | N | Y | N | N | VCF_Fmt |
| vsdsr | Microsoft Visio (4, 5, 2000, 2002, 2003, 2007, 2010 ³) | Y | Y | Y | Y | Y | Y | N | MS_Visio_Fmt |
| wkssr | Lotus 1-2-3 (2, 3, 4, | Y | Y | Y | N | N | Y | N | Lotus_123_Worksheet_Fmt |

¹The following compression types are supported: no compression, CCITT Group 3 1-Dimensional Modified Huffman, CCITT Group 3 T4 1-Dimensional, CCITT Group 4 T6, LZW, JPEG (only Gray, RGB and CMYK color space are supported), and PackBits.

²PKZIP, WinZip, and Java Archive only

³Viewing and Export use the graphic reader, kpVSD2rdr for Microsoft Visio 2003, 2007, and 2010, and vsdsr for all earlier versions. Image fidelity in Viewing and Export is therefore only supported for versions 2003 and above. Filter uses the graphic reader kpVSD2rdr for Microsoft Visio 2003, 2007, and 2010, and vsdsr for all earlier versions.

| Reader | Description | Filter | Export | View | Extract | Metadata | Charset | H/F | Associated File Formats |
|--------|---|--------|--------|------|----------------|----------|---------|----------------|---|
| | 5) | | | | | | | | |
| wosr | Corel WordPerfect Windows (5, 5.1) | Y | Y | Y | N | P | Y | Y | WordPerfect_5_Fmt |
| wp6sr | Corel WordPerfect (6 onwards) | Y | Y | Y | N | P | Y | N | WordPerfect_6_Fmt |
| wpmsr | Corel WordPerfect Macintosh (1.02, 2, 2.1, 2.2, 3, 3.1) | Y | Y | Y | N | N | Y | N | WordPerfect_Mac_Fmt |
| xlsbsr | Microsoft Excel Binary Format (2007 onwards) | Y | Y | Y | N | Y | N | N | MS_Excel_Binary_2007_Fmt |
| xlssr | Microsoft Excel (2.2 to 2004) | Y | Y | Y | Y ¹ | Y | Y | Y ² | Excel_2000_Fmt , Excel_95_Fmt , Excel_97_Fmt , Excel_Chart_Fmt , Excel_Fmt , Excel_Macro_Fmt , WPS_Office_SS_Fmt |
| xlsxsr | Microsoft Excel Windows XML (2007 onwards) | Y | Y | Y | Y | Y | Y | Y | MS_Excel_2007_Fmt , MS_Excel_Macro_2007_Fmt |
| xmlsr | XML | Y | T | T | N | Y | Y | N | AMF_Fmt , AbiWord_Fmt , Adobe_XML_Data_Package_Fmt , Atom_Syndication_Fmt , CDXML_Fmt , Chemical_Markup_Language_Fmt , Collada_DAE_Fmt , Consolidated_CDA_Fmt , ESzigno_Fmt , FictionBook_Fmt , Grasshopper_GHX_Fmt , JNLP_Fmt , JavaView_JVX_Fmt , KML_Fmt , MAML_Fmt , MARC_XML_Fmt , METS_ |

¹Supported using the embedded objects reader olesr.

²Microsoft Excel for Windows only

| Reader | Description | Filter | Export | View | Extract | Metadata | Charset | H/F | Associated File Formats |
|--------------------|-----------------------------------|--------|--------|------|---------|----------|---------|-----|---|
| | | | | | | | | | Fmt , MODS_Fmt , MS_Excel_XML_Fmt , MS_Management_Pack_MPX_Fmt , MS_Visio_XML_Fmt , MS_Word_XML_Fmt , MXML_Fmt , Mathcad_XML_Fmt , Metalink_Fmt , Mozilla_XUL_Fmt , MusicXML_Fmt , Open_Diagnostic_Data_Exchange_Fmt , Open_eBook_Fmt , PDF_XML_Forms_Data_Fmt , PGML_Fmt , PLS_Fmt , RDF_XML_Fmt , RSS_Fmt , Really_Simple_Discovery_Fmt , SBML_Fmt , SMIL_Fmt , SPARQL_Results_Fmt , SRGS_Fmt , SRU_Fmt , SSML_Fmt , SVG_Fmt , SyncML_Fmt , TEI_Fmt , Tableau_Data_Source_Fmt , Tableau_Map_Source_Fmt , Tableau_Preferences_Fmt , Tableau_Workbook_Fmt , Uniform_Office_Fmt , Uniform_Office_Text_Fmt , VTK_XML_Fmt , VoiceXML_Fmt , WML_Fmt , Windows_Audio_Playlist_Fmt , XAML_Browser_Application_Fmt , XBRL_Fmt , XDF_Fmt , XLIFF_Fmt , XML_Fmt , XML_Shareable_Playlist_Fmt , XSLT_Fmt , XSL_FO_Fmt , YIN_Fmt |
| xpssr | Microsoft XML Paper Specification | Y | T | T | N | N | N | N | MS_XPS_Fmt |
| xywsr | XyWrite / Nota Bene (4.12) | Y | Y | Y | N | N | N | N | XyWrite_Fmt |
| yimsr ¹ | Yahoo! Instant Messenger | Y | Y | Y | N | N | N | N | YIM_Fmt |

¹To successfully use this reader, you must set the KV_YAHOO_ID environment variable to the Yahoo user ID. You can optionally set the KV_OTHER_YAHOO_ID environment variable to the other Yahoo user ID. If you do not set it, "Other" is used by default. If you enter incorrect values for the environment variables, erroneous data is generated.

| Reader | Description | Filter | Export | View | Extract | Metadata | Charset | H/F | Associated File Formats |
|--------|-----------------------|--------|--------|------|---------|----------|---------|-----|-------------------------------|
| z7zsr | 7-Zip archive (4.57) | N | N | Y | Y | N | n/a | N | Z7Z_Fmt |
| zstdsr | Zstandard compression | N | N | N | Y | N | n/a | N | Zstandard_Fmt |

Appendix C: Platform Differences

Most KeyView features and document readers are available across all platforms. This section describes the supported platforms for certain features that are not available on every platform.

- [Feature Differences](#) 339
- [Reader Differences](#) 340

Feature Differences

| Feature | Windows | | Linux | | | macOS | | Solaris | | | | AIX | |
|--|---------|-----|-------|-----|---------|-------|-----|---------|-----|---------|-------|-------|-------|
| | x64 | x86 | x64 | x86 | AArch64 | M1 | x64 | x64 | x86 | SPARC64 | SPARC | ppc64 | ppc32 |
| Export .NET API | ✓ | ✓ | - | - | - | - | - | - | - | - | - | - | - |
| RMS Decryption | ✓ | - | ✓ | - | - | - | - | ✓ | - | ✓ | - | - | - |
| Out-of-process conversion | ✓ | ✓ | ✓ | ✓ | ✓ | - | - | - | - | - | - | - | ✓ |
| Advanced character set detection | ✓ | ✓ | ✓ | ✓ | ✓ | - | - | ✓ | - | ✓ | - | ✓ | - |
| Source code identification | ✓ | - | ✓ | - | ✓ | ✓ | ✓ | - | - | - | - | - | - |
| Optical Character Recognition | ✓ | - | ✓ | - | - | - | - | - | - | - | - | - | - |
| Rasterizing vector graphics to PNG, WMF and CGM | ✓ | ✓ | - | - | - | - | - | - | - | - | - | - | - |
| GraphicFontScale option | ✓ | ✓ | - | - | - | - | - | - | - | - | - | - | - |
| Windows device-dependent bitmaps in RTF (MS_RTF_Fmt) | ✓ | ✓ | - | - | - | - | - | - | - | - | - | - | - |

Reader Differences

| Reader | Windows | | Linux | | | macOS | | Solaris | | | | AIX | |
|---|---------|-----|-------|-----|---------|-------|-----|---------|-----|---------|-------|-------|-------|
| | x64 | x86 | x64 | x86 | AArch64 | M1 | x64 | x64 | x86 | SPARC64 | SPARC | ppc64 | ppc32 |
| avrosr (Apache Avro reader) | ✓ | - | ✓ | - | - | - | - | - | - | - | - | - | - |
| cebsr (Founder Chinese E-paper Basic reader) | - | ✓ | - | - | - | - | - | - | - | - | - | - | - |
| htmlsr (HTML reader for XMP extraction) | ✓ | ✓ | ✓ | ✓ | ✓ | ✓ | ✓ | - | - | - | - | - | - |
| iwss13sr (Apple iWork 2013 Numbers reader) | ✓ | ✓ | ✓ | ✓ | ✓ | ✓ | ✓ | ✓ | - | - | - | - | - |
| iwwp13sr (Apple iWork 2013 Pages reader) | ✓ | ✓ | ✓ | ✓ | ✓ | ✓ | ✓ | ✓ | - | - | - | - | - |
| kpDWGrdr (Autodesk AutoCAD Drawing reader for platforms without kpODArdr) | - | - | - | - | - | - | - | ✓ | ✓ | ✓ | ✓ | ✓ | ✓ |
| kpDXFrdr (Autodesk AutoCAD DXF reader for platforms without kpODArdr) | - | - | - | - | - | - | - | ✓ | ✓ | ✓ | ✓ | ✓ | ✓ |
| kpIWPG13rdr (Apple iWork 2013 Keynote reader) | ✓ | ✓ | ✓ | ✓ | ✓ | ✓ | ✓ | ✓ | - | - | - | - | - |
| kpODArdr (Autodesk AutoCAD reader) | ✓ | ✓ | ✓ | ✓ | - | ✓ | ✓ | - | - | - | - | - | - |
| kppdf2rdr (alternative graphic-based PDF reader) | ✓ | ✓ | ✓ | ✓ | - | - | - | - | - | - | - | - | - |

| Reader | Windows | | Linux | | | macOS | | Solaris | | | | AIX | |
|--|---------|-----|-------|-----|---------|-------|-----|---------|-----|---------|-------|-------|-------|
| | x64 | x86 | x64 | x86 | AArch64 | M1 | x64 | x64 | x86 | SPARC64 | SPARC | ppc64 | ppc32 |
| lwpsr (Lotus Word Pro reader) | - | ✓ | - | - | - | - | - | - | - | - | - | - | - |
| multiarcsr (multiple archive formats reader) | ✓ | ✓ | ✓ | ✓ | ✓ | ✓ | ✓ | ✓ | ✓ | ✓ | ✓ | - | - |
| nsfsr (Lotus Notes database reader) | ✓ | ✓ | - | ✓ | - | - | - | - | - | - | - | - | ✓ |
| orcsr (Apache ORC reader) | ✓ | - | ✓ | - | ✓ | ✓ | ✓ | - | - | - | - | - | - |
| parquetsr (Apache Parquet reader) | ✓ | - | ✓ | - | - | - | - | - | - | - | - | - | - |
| pdf2sr (alternative PDF reader) | ✓ | ✓ | ✓ | ✓ | - | - | - | - | - | - | - | - | - |
| pffsr (Microsoft Outlook Offline Folders File reader) | ✓ | ✓ | ✓ | ✓ | ✓ | - | - | - | - | - | - | - | - |
| pstsr (MAPI-based PST reader) | ✓ | ✓ | - | - | - | - | - | - | - | - | - | - | - |
| pstnsr (native PST reader for platforms without pstxsr) | - | - | - | ✓ | - | ✓ | ✓ | ✓ | ✓ | ✓ | ✓ | ✓ | ✓ |
| pstxsr (native PST reader) | ✓ | ✓ | ✓ | - | ✓ | - | - | - | - | - | - | - | - |
| rpmsgsr (Microsoft Outlook Restricted Permission Message reader) | ✓ | - | ✓ | - | - | - | - | ✓ | - | ✓ | - | - | - |

This topic shows only those readers that are unavailable on at least one platform. For a complete list of a readers, see [Document Readers, on page 310](#).

Appendix D: Character Sets

This section provides information on the handling of character sets in the KeyView suite of products, which includes KeyView Filter SDK, KeyView Export SDK, and KeyView Viewing SDK.

- [Multibyte and Bidirectional Support](#)342
- [Coded Character Sets](#)350

Multibyte and Bidirectional Support

The KeyView SDKs can process files that contain multibyte characters. A multibyte character encoding represents a single character with consecutive bytes. KeyView can also process text from files that contain bidirectional text. Bidirectional text contains both Latin-based text which is read from left to right, and text that is read from right to left (Hebrew and Arabic).

The following table indicates which character encodings are supported by KeyView for each format.

Multibyte and bidirectional support

| Format | Single-byte | Multibyte | Bidirectional |
|--|-------------|-----------|---------------|
| Archive | | | |
| 7-Zip (7Z) | n/a | n/a | n/a |
| AD1 Evidence file | n/a | n/a | n/a |
| ADJ | n/a | n/a | n/a |
| B1 | n/a | n/a | n/a |
| BinHex (HGX) | n/a | n/a | n/a |
| Bzip2 (BZ2) | n/a | n/a | n/a |
| EnCase – Expert Witness Compression Format (E01) | n/a | n/a | n/a |
| GZIP (GZ) | n/a | n/a | n/a |
| ISO (ISO) | n/a | n/a | n/a |
| Java Archive (JAR) | n/a | n/a | n/a |
| Legato EMailXtender Archive (EMX) | n/a | n/a | n/a |
| MacBinary (BIN) | n/a | n/a | n/a |
| Mac Disk Copy Disk Image | n/a | n/a | n/a |

Multibyte and bidirectional support, continued

| Format | Single-byte | Multibyte | Bidirectional |
|--|--------------------|------------------|----------------------|
| (DMG) | | | |
| Microsoft Backup File (BKF) | n/a | n/a | n/a |
| Microsoft Cabinet format (CAB) | n/a | n/a | n/a |
| Microsoft Compiled HTML Help (CHM) | n/a | n/a | n/a |
| Microsoft Compressed Folder (LZH) | n/a | n/a | n/a |
| PKZip (ZIP) | n/a | n/a | n/a |
| Microsoft Outlook DBX (DBX) | Y | Y | Y |
| Microsoft Outlook Offline Storage File (OST) | Y | Y | Y |
| RAR Archive (RAR) | n/a | n/a | n/a |
| Tape Archive (TAR) | n/a | n/a | n/a |
| UNIX Compress (Z) | n/a | n/a | n/a |
| UUEncoding (UUE) | n/a | n/a | n/a |
| Windows Scrap File (SHS) | n/a | n/a | n/a |
| WinZip (ZIP) | n/a | n/a | n/a |
| Binary | | | |
| Executable (EXE) | n/a | n/a | n/a |
| Link Library (DLL) | n/a | n/a | n/a |
| Computer-aided Design | | | |
| AutoCAD Drawing (DWG) | Y | Y | Y |
| AutoCAD Drawing Exchange (DXF) | Y | Y | Y |
| CATIA formats (CAT) | Y | N | N |
| Microsoft Visio (VSD) | Y | Y | Y |
| Database | | | |
| dBase Database | Y | N | N |
| Microsoft Access (MDB) | Y | Y | N |
| Microsoft Project (MPP) | Y | Y | N |

Multibyte and bidirectional support, continued

| Format | Single-byte | Multibyte | Bidirectional |
|--|--------------------|------------------|----------------------|
| Desktop Publishing | | | |
| Microsoft Publisher | N | Y | N |
| Display | | | |
| Adobe Portable Document Format (PDF) | Y | Y ¹ | Y |
| Graphics | | | |
| Computer Graphics Metafile (CGM) | Y | N | N |
| Corel DRAW (CDR) | n/a | n/a | n/a |
| DCX Fax System (DCX) | Y | N | N |
| DICOM – Digital Imaging and Communications in Medicine (DCM) | n/a | n/a | n/a |
| Encapsulated PostScript (EPS) | Y | N | N |
| Enhanced Metafile (EMF) | Y | Y | N |
| Graphic Interchange Format (GIF) | n/a | n/a | n/a |
| JBIG2 | n/a | n/a | n/a |
| JPEG | n/a | n/a | n/a |
| JPEG 2000 | n/a | n/a | n/a |
| Lotus AMIDraw Graphics (SDW) | n/a | n/a | n/a |
| Lotus Pic (PIC) | n/a | n/a | n/a |
| Macintosh Raster (PICT/PCT) | n/a | n/a | n/a |
| MacPaint (PNTG) | n/a | n/a | n/a |
| Microsoft Office Drawing (MSO) | n/a | n/a | n/a |

¹Multibyte PDFs are supported, provided the PDF document is created by using either Character ID-keyed (CID) fonts, predefined CJK CMap files, or ToUnicode font encodings, and does not contain embedded fonts. See the Adobe website and the Adobe Acrobat documentation for more information. Any multibyte characters that are not supported are displayed using the replacement character. By default, the replacement character is a question mark (?).

To determine the type of font encodings that are used in a PDF, open the PDF in Adobe Acrobat, and select File > Document Info > Fonts. If the Encoding column lists Custom or Embedded encodings, you might encounter problems converting the PDF.

Multibyte and bidirectional support, continued

| Format | Single-byte | Multibyte | Bidirectional |
|---|--------------------|------------------|----------------------|
| Omni Graffle (GRAFFLE) | Y | N | N |
| PC PaintBrush (PCX) | n/a | n/a | n/a |
| Portable Network Graphics (PNG) | n/a | n/a | n/a |
| SGI RGB Image (RGB) | n/a | n/a | n/a |
| Sun Raster Image (RS) | n/a | n/a | n/a |
| Tagged Image File (TIFF) | Y | N | N |
| Truevision Targa (TGA) | n/a | n/a | n/a |
| Windows Animated Cursor (ANI) | n/a | n/a | n/a |
| Windows Bitmap (BMP) | n/a | n/a | n/a |
| Windows Icon Cursor (ICO) | n/a | n/a | n/a |
| Windows Metafile (WMF) | Y | Y | N |
| WordPerfect Graphics 1 (WPG) | Y | N | N |
| WordPerfect Graphics 2 (WPG) | Y | N | N |
| Mail | | | |
| Documentum EMC MF Format | Y | Y | Y |
| Domino XML Language (DXL) | Y | Y | N |
| GroupWise FileSurf | Y | N | N |
| Legato Extender (ONM) | Y | Y | N |
| Lotus Notes database (NSF) | Y | Y | Y |
| Mailbox (MBX) | Y | Y | Y |
| Microsoft Entourage Database | Y | Y | Y |
| Microsoft Outlook (MSG) | Y | Y | Y |
| Microsoft Outlook Express (EML) | Y | Y | Y |
| Microsoft Outlook iCalendar | Y | Y | Y |
| Microsoft Outlook for Macintosh | Y | Y | Y |
| Microsoft Outlook Offline Storage File | Y | Y | Y |
| Microsoft Outlook Personal File Folders (PST) | Y | Y | Y |

Multibyte and bidirectional support, continued

| Format | Single-byte | Multibyte | Bidirectional |
|---|-------------------------|--|----------------------|
| Microsoft Outlook vCard Contact | | | |
| Text Mail (MIME) | Y | Y | Y |
| Transport Neutral Encapsulation Format | Y | Y | Y |
| Multimedia | | | |
| Advanced Systems Format (ASF) | n/a | n/a | n/a |
| Audio Interchange File Format (AIFF) | n/a | n/a | n/a |
| Microsoft Wave Sound (WAV) | n/a | n/a | n/a |
| MIDI (MID) | n/a | n/a | n/a |
| MPEG 1 Audio Layer 3 (MP3) | n/a | n/a | n/a |
| MPEG 1 Video (MPG) | n/a | n/a | n/a |
| MPEG 2 Audio (MPEGA) | n/a | n/a | n/a |
| MPEG 4 Audio (MP4) | n/a | n/a | n/a |
| NeXT/Sun Audio (AU) | n/a | n/a | n/a |
| QuickTime Movie (QT/MOV) | n/a | n/a | n/a |
| Windows Video (AVI) | n/a | n/a | n/a |
| Presentations | | | |
| Apple iWork Keynote (GZ) | Y | Y | N |
| Applix Presents (AG) | character set 1252 only | N | N |
| Corel Presentations (SHW) | character set 1252 only | N | N |
| Extensible Forms Description Language (XFD) | Y | Y | N |
| Lotus Freelance Graphics 2 (PRE) | character set 850 only | N | N |
| Lotus Freelance Graphics (PRZ) | Y | Japanese, Simple Chinese, Traditional Chinese, Thai only | N |

Multibyte and bidirectional support, continued

| Format | Single-byte | Multibyte | Bidirectional |
|---|-------------------------|--|----------------------|
| Macromedia Flash (SWF) | Y | Y | N |
| Microsoft OneNote | Y | Y | N |
| Microsoft PowerPoint PC (PPT) | character set 1252 only | Traditional Chinese only | N |
| Microsoft PowerPoint Windows (PPT) | Y | Japanese, Simple Chinese, Traditional Chinese, Korean only | Hebrew only |
| Microsoft PowerPoint Macintosh (PPT) | Y | N | N |
| Microsoft PowerPoint Windows XML 2007 and 2010 (PPTX) | Y | Y | Y |
| OASIS Open Document (ODP) | Y | Y | N |
| OpenOffice Impress (ODP) | Y | Y | N |
| StarOffice Impress (ODP) | Y | Y | N |
| Spreadsheets | | | |
| Apple iWork Numbers (GZ) | Y | Y | N |
| Applix Spreadsheets (AS) | character set 1252 only | N | N |
| Comma Separated Values (CSV) | character set 1252 only | N | N |
| Corel Quattro Pro (QPW/WB3) | Y | N | N |
| Data Interchange Format (DIF) | Y | Y | Y ¹ |
| Lotus 1-2-3 (123) | Y | Y | Y |
| Lotus 1-2-3 (WK4) | Y | Y | N |
| Lotus 123 Charts (123) | Y | Y | N |
| Microsoft Excel Charts (XLS) | Y | Y | N |
| Microsoft Excel Macintosh (XLS) | Y | N | N |
| Microsoft Excel Windows (XLS) | Y | Y | Y ² |
| Microsoft Excel Windows XML 2007 (XLSX) | Y | Y | N |
| Microsoft Office Excel Binary Format (XLSB) | Y | Y | N |

Multibyte and bidirectional support, continued

| Format | Single-byte | Multibyte | Bidirectional |
|---------------------------------------|------------------------------|------------------|----------------------|
| Microsoft Works Spreadsheet (S30/S40) | Y | N | N |
| OASIS Open Document (ODS) | Y | Y | N |
| OpenOffice Calc (ODS) | Y | Y | N |
| StarOffice Calc (ODS) | Y | Y | N |
| Text and Markup | | | |
| ANSI (TXT) | Y | Y | Y ² |
| ASCII (TXT) | Y | Y | Y ² |
| HTML (HTM) | Y | Y | Y ^{2, 2} |
| Microsoft Excel Windows XML 2003 | Y | Y | Y |
| Microsoft Word for Windows XML 2003 | Y | Y | Y |
| Microsoft Visio XML 2003 | Y | Y | Y |
| Rich Text Format (RTF) | Y | Y | Y ³ |
| Unicode HTML | Y | Y | Y ^{2, 3} |
| Unicode Text (TXT) | Y | Y | Y ² |
| XHTML | Y | Y | Y ³ |
| XML | Y | Y | Y |
| Word Processing | | | |
| Adobe Maker Interchange Format (MIF) | character set 1252 only | N | N |
| Apple iChat Log (ICHAT) | Y | Y | N |
| Apple iWork Pages (GZ) | Y | Y | N |
| Applix Words (AW) | character set 1252 only | N | N |
| DisplayWrite (IP) | character set 500, 1026 only | N | N |
| Folio Flat File (FFF) | character set 1252 only | N | N |

Multibyte and bidirectional support, continued

| Format | Single-byte | Multibyte | Bidirectional |
|---|-------------------------------|--|--------------------------|
| Founder Chinese E-paper Basic (CEB) | Y | Y | N |
| Fujitsu Oasys (OA2) | Y | Y | N |
| Hangul (HWP) | Y | Y | N |
| Health level7 (HL7) | Y | Y | Y |
| IBM DCA/RTF (DC) | character sets 500, 1026 only | N | N |
| JustSystems Ichitaro (JTD) | Y | Y | N |
| Lotus AMI Pro (SAM) | Y | Simple Chinese, Traditional Chinese, Japanese, Thai only | Y |
| Lotus AMI Professional Write Plus (AMI) | Y | Simple Chinese, Traditional Chinese, Japanese, Thai only | N |
| Lotus Word Pro (LWP) | Y | Y | Y ³ |
| Lotus SmartMaster (MWP) | Y | Y | N |
| Microsoft Word PC (DOC) | character set 1252 only | N | N |
| Microsoft Word Windows V1-2 (DOC) | Y | N | N |
| Microsoft Word Windows V6, 7, 8, 95 (DOC) | Y | Y | Hebrew only ³ |
| Microsoft Word Windows V97 through 2003 (DOC) | Y | Y | Y ³ |
| Microsoft Word Windows XML 2007 and 2010 (DOCX) | Y | Y | Y ³ |
| Microsoft Word Macintosh (DOC) | Y | N | Y ³ |
| Microsoft Works (WPS) | Y | Japanese only | N |
| Microsoft Write (WRI) | Y | Japanese only | N |
| OASIS Open Document (ODT) | Y | Y | N |
| Omni Outliner (OO3) | Y | Y | N |
| OpenOffice Writer (ODT) | Y | Y | N |

Multibyte and bidirectional support, continued

| Format | Single-byte | Multibyte | Bidirectional |
|---|-------------------------|------------------------------|---------------|
| Open Publication Structure eBook (EPUB) | Y | Y | Y |
| StarOffice Writer (ODT) | Y | Y | N |
| Skype Log (DBB) | Y | Y (null-terminated charsets) | N |
| WordPad (RTF) | Y | Y | Y |
| WordPerfect Linux (WPS) | Y | N | N |
| WordPerfect Macintosh (WPS) | Y | N | N |
| WordPerfect Windows (WO) | Y | N | N |
| XML Paper Specification (XPS) | Y | Y | N |
| XYWrite Windows (XY4) | character set 1252 only | N | N |
| Yahoo! Instant Messenger (DAT) | Y | Y (null-terminated charsets) | N |

¹The text direction in the output file might not be correct.

²In Export SDK, a bidirectional right-to-left (RTL) tag is extracted from this format and included in the direction element (<dir=RTL>) of the output.

Coded Character Sets

This section lists which character set you can use to specify the target character set. The coded character sets are enumerated in `kvcharset.h` and defined in the `Export` class.

Code Character Sets

| Coded Character Set | Description | Can be set as target charset? |
|---------------------|---|-------------------------------|
| KVCS_UNKNOWN | Unknown character set | N |
| KVCS_SJIS | Japanese (uses multibyte encoding), cp932 | Y |
| KVCS_GB | Simplified Chinese (China, Singapore, Malaysia) cp936 | Y |
| KVCS_BIG5 | Traditional Chinese (Taiwan, Hong Kong, Macaw) cp950 | Y |

Code Character Sets, continued

| Coded Character Set | Description | Can be set as target charset? |
|----------------------------|--|--------------------------------------|
| KVCS_KSC | Korean, cp949 | Y |
| KVCS_1250 | Windows Latin 2 (Central Europe) | Y |
| KVCS_1251 | Windows Cyrillic (Slavic) | Y |
| KVCS_1252 | Windows Latin 1 (ANSI) | Y |
| KVCS_1253 | Windows Greek | Y |
| KVCS_1254 | Windows Latin 5 (Turkish) | Y |
| KVCS_1255 | Windows Hebrew | Y |
| KVCS_1256 | Windows Arabic | Y |
| KVCS_1257 | Windows Baltic Rim | Y |
| KVCS_1258 | Windows Vietnamese | Y |
| KVCS_8859_1 | ISO 8859-1 Latin 1 (Western Europe, Latin America) | Y |
| KVCS_8859_2 | ISO 8859-2 Latin 2 (Central Eastern Europe) | Y |
| KVCS_8859_3 | ISO 8859-3 Latin 3 (S.E. Europe) | Y |
| KVCS_8859_4 | ISO 8859-4 Latin 4 (Scandinavia/Baltic) | Y |
| KVCS_8859_5 | ISO 8859-5 Latin/Cyrillic | Y |
| KVCS_8859_6 | ISO 8859-6 Latin/Arabic | Y |
| KVCS_8859_7 | ISO 8859-7 Latin/Greek | Y |
| KVCS_8859_8 | ISO 8859-8 Latin/Hebrew | Y |
| KVCS_8859_9 | ISO 8859-9 Latin/Turkish | Y |
| KVCS_8859_14 | ISO 8859-14 | Y |
| KVCS_8859_15 | ISO 8859-15 | Y |
| KVCS_437 | DOS Latin US | Y |
| KVCS_737 | DOS Greek | Y |
| KVCS_775 | DOS Baltic Rim | Y |
| KVCS_850 | DOS Latin 1 | Y |

Code Character Sets, continued

| Coded Character Set | Description | Can be set as target charset? |
|----------------------------|---|--------------------------------------|
| KVCS_851 | DOS Greek | Y |
| KVCS_852 | DOS Latin 2 | Y |
| KVCS_855 | DOS Cyrillic | Y |
| KVCS_857 | DOS Turkish | Y |
| KVCS_860 | DOS Portuguese | Y |
| KVCS_861 | DOS Icelandic | Y |
| KVCS_862 | DOS Hebrew | Y |
| KVCS_863 | DOS Canadian French | Y |
| KVCS_864 | DOS Arabic | Y |
| KVCS_865 | DOS Nordic | Y |
| KVCS_866 | DOS Cyrillic Russian | Y |
| KVCS_869 | DOS Greek 2 | Y |
| KVCS_874 | Thai | Y |
| KVCS_PDFMACDOC | PDF MAC DOC | N |
| KVCS_PDFWINDOC | PDF WIN DOC | N |
| KVCS_STDENC | Adobe Standard Encoding | N |
| KVCS_PDFDOC | Adobe standard PDF character set | N |
| KVCS_037 | EBCDIC code page 037 | Y |
| KVCS_1026 | EBCDIC code page 1026 | Y |
| KVCS_500 | EBCDIC code page 500 | Y |
| KVCS_875 | EBCDIC code page 875 | Y |
| KVCS_LMBCS | Lotus multibyte character set Group 1 and Group 2 | N |
| KVCS_UNICODE | Unicode, UCS-2 | N |
| KVCS_UTF16 | 16-bit Unicode transformation format | N |

Code Character Sets, continued

| Coded Character Set | Description | Can be set as target charset? |
|----------------------------|---|--------------------------------------|
| KVCS_UTF8 | 8-bit Unicode transformation format | Y |
| KVCS_UTF7 | 7-bit Unicode transformation format | Y |
| KVCS_2022_JP | ISO 2022-JP, Japanese mail and news safe encoding (JIS-7) | N |
| KVCS_2022_CN | ISO 2022-CN, Chinese mail and news safe encoding | N |
| KVCS_2022_KR | ISO 2022-KR, Korean mail and news safe encoding | N |
| KVCS_WP6X | Word Perfect 6.x and higher character mapping | N |
| KVCS_10000 | Western European (Macintosh) | Y |
| KVCS_KSC5601 | Unified Hangul | Y |
| KVCS_GB2312 | Simplified Chinese (China, Singapore, Hong Kong) | Y |
| KVCS_GB12345 | Traditional Chinese (China) - analogue of GB2312 | Y |
| KVCS_CNS11643 | Traditional Chinese - Taiwan. Supplement to Big5 | Y |
| KVCS_JIS0201 | Japanese - contains ASCII character set (JIS-Roman) | N |
| KVCS_JIS0212 | Japanese. Supplement to JIS0208. | Y |
| KVCS_EUC_JP | Japanese Extended UNIX Code | Y |
| KVCS_EUC_GB | Simplified Chinese Extended UNIX Code | Y |
| KVCS_EUC_BIG5 | Traditional Chinese Extended UNIX Code | N |
| KVCS_EUC_KSC | Korean Extended UNIX Code | N |
| KVCS_424 | EBCDIC Hebrew | N |
| KVCS_856 | PC Hebrew (old) | N |
| KVCS_1006 | IBM AIX Pakistan (Urdu) | N |
| KVCS_KOI8R | Cyrillic (Russian) | Y |

Code Character Sets, continued

| Coded Character Set | Description | Can be set as target charset? |
|----------------------------|--|--------------------------------------|
| KVCS_PDF_JAPAN1 | Adobe-Japan1-2 character collection | N |
| KVCS_PDF_KOREA1 | Adobe-Korea1-0 character collection | N |
| KVCS_PDF_GB1 | Adobe-GB1-3 character collection | N |
| KVCS_PDF_CNS1 | Adobe-CNS1-2 character collection | N |
| KVCS_2022_JP_8 | ISO 2022-JP, Japanese mail and news safe encoding (JIS8) | N |
| KVCS_720 | Arabic DOS-720 | Y |
| KVCS_VISCII | Vietnamese VISCII | Y |
| KVCS_8859_10 | ISO 8859-10 (Latin 6 Nordic) | Y ¹ |
| KVCS_8859_13 | ISO 8859-13 (Latin 7 Baltic) | Y ¹ |
| KVCS_57002 | ISCII Devanagari (x-iscii-de) | Y ¹ |
| KVCS_57003 | ISCII Bengali (x-iscii-be) | Y ¹ |
| KVCS_57004 | ISCII Tamil (x-iscii-ta) | Y ¹ |
| KVCS_57005 | ISCII Telugu (x-iscii-te) | Y ¹ |
| KVCS_57006 | ISCII Assamese (x-iscii-as) | Y ¹ |
| KVCS_57007 | ISCII Oriya (x-iscii-or) | Y ¹ |
| KVCS_57008 | ISCII Kannada (x-iscii-ka) | Y ¹ |
| KVCS_57009 | ISCII Malayalam (x-iscii-ma) | Y ¹ |
| KVCS_57010 | ISCII Gujarathi (x-iscii-gu) | Y ¹ |
| KVCS_57011 | ISCII Panjabi (x-iscii-pa) | Y ¹ |
| KVCS_GB18030b2 | Reserved for internal use | n/a |
| KVCS_GB18030 | GB18030 (Chinese 4-byte character set) | Y |
| KVCS_8859_11 | ISO 8859-11 (Thai) | Y |
| KVCS_8859_16 | ISO 8859-16 (Latin-10 South-Eastern Europe) | Y |

Code Character Sets, continued

| Coded Character Set | Description | Can be set as target charset? |
|----------------------------|--|--------------------------------------|
| KVCS_ ARABICMAC | Arabic Mac (x-mac-arabic) | Y |
| KVCS_ KOI8U | Cyrillic (KOI8U Ukrainian) | Y |
| KVCS_ HZGB2312 | The 7-bit representation of GB 2312 / RFC 1842 | n/a |
| KVCS_ UTF32 | 32-bit Unicode transformation format | N |

¹The character set cannot be forced as output in Export SDK and Viewing SDK because the character set is not supported by the major browsers.

Appendix E: Extract and Format Lotus Notes Subfiles

This section describes how to create XML templates to alter the appearance of extracted Lotus mail note subfiles so that they maintain the look and feel of the original notes.

- [Overview](#) 356
- [Customize XML Templates](#) 356
- [Template Elements and Attributes](#) 358
- [Date and Time Formats](#) 363

Overview

KeyView uses the NSF reader, `nsfsr`, to extract Lotus database files, and places Lotus mail notes in subfiles. The NSF reader uses a set of default XML templates to extract the notes and apply formatting, thereby approximating the look and feel of the original notes.

In some cases, you might need to customize the XML templates, for instance if your notes contain custom data. In such cases, you can modify the existing XML templates or create your own.

During extraction, the NSF reader loads all XML files in the `NSFtemplates` directory and its subdirectories (except for the `NSFtemplates\images` directory, which is reserved for images). During initialization, the KeyView XML parser verifies the XML templates. If the templates contain any invalid XML, elements, or attributes, initialization fails and errors are recorded in the `nsfsr.log` file.

Customize XML Templates

XML templates are enabled by default. In most cases, the default templates should be sufficient; however, you can customize them or create your own as required.

To customize XML templates for Lotus note extraction

1. Modify the template files in the following directory.

```
install\OS\bin\NSFtemplates
```

The `main.xml` file must exist in the `NSFtemplates` directory. It is the top-level template file that extracts all subfiles, usually by calling other templates.

2. Make sure that any modifications or additional XML files conform to the supported elements and attributes described in [Template Elements and Attributes, on page 358](#).
3. Extract the Lotus database file.

Use Demo Templates

For testing purposes, you can extract notes by using a set of demo templates, which are provided to demonstrate the proper usage of all the XML elements and attributes, because the default templates do not use all the XML elements.

The demo templates are available at:

```
install\OS\bin\NSFtemplates
```

To use the demo XML templates

1. In the `formats.ini` file, set the following parameter.

```
[nsfsr]  
UseDemoTemplate=1
```

2. In the `main.xml` file, uncomment the following section.

```
<ifini name="UseDemoTemplate" text="1">  
  <call file="demo.xml"/>  
  <quit/>  
</ifini>
```

Use Old Templates

For testing purposes, you can extract notes by using legacy templates, which produce MHTML output. You can generate similar output by disabling the XML templates, but using the old templates enables you to see the XML code and compare it to the standard and demo templates.

To use the old XML templates

1. In the `formats.ini` file, set the following parameter.

```
[nsfsr]  
UseOldTemplate=1
```

2. In the `main.xml` file, uncomment the following section.

```
<ifini name="UseOldTemplate" text="1">  
  <call file="default_old.xml">  
  <quit>  
</ifini>
```

Disable XML Templates

For testing purposes, you can disable XML templates; KeyView extracts the notes in MHTML format. You can compare the MHTML output directly by the NSF reader with the MHTML output indirectly by the NSF reader through the XML templates.

To disable XML templates

1. In the `formats.ini` file, set the following parameter.

```
[nsfsr]
ExtractByTemplate=0
```

Template Elements and Attributes

This section lists the valid XML elements and attributes that you can use when creating or modifying templates. See the demo templates for examples.

Conditional Elements

The following table lists the valid conditional elements.

Conditional elements

| Element | Description |
|---|---|
| <keyview> | The KeyView XML template container ("root") element |
| <if*> | <p>If the condition from the comparison is true, process the XML. Conditions can be nested up to 25 levels deep.</p> <p>Attributes</p> <ul style="list-style-type: none"> • <code>name</code>. (Required) The name of the main item to compare to <code>item</code> or <code>text</code>. • <code>item</code>. (Required if no <code>text</code>) The name of the item to compare to the item specified by name. • <code>text</code>. (Required if no <code>item</code>) The text to compare to the item specified by name. |
| <ifex>, <ifnx> | <p>If <code>name</code> item exists and has a <code>text</code> value or not.</p> <p>The Notes item might have a value that cannot be converted to text, such as an image.</p> |
| <ifeq>, <ifne>, <iflt>, <ifle>, <ifgt>, <ifge> | <p>Respectively, if <code>text</code> ==, !=, <, >, <=, >, >=.</p> <p>Text comparison uses a case-insensitive string compare.</p> |
| <iftdq>, <iftdne>, <iftdlt>, <iftdle>, <iftdgt>, <iftdge> | <p>Respectively, if time/date ==, !=, <, >, <=, >, >=.</p> <p>Time/date comparison converts dates to text in local time using the Notes default, <code>TZFMT_NEVER</code>, because Notes also sometimes converts fields to text internally. For example:</p> |

Conditional elements, continued

| Element | Description |
|--------------------|---|
| | text="06/30/2005 02:52:04 PM" |
| <iftzeq>, <iftzne> | Respectively, if the time zone equals or does not equal the comparison text, for example CDT, EST, and so on. |
| <ifini> | If the value of the INI option specified in name equals the text value. |
| <else> | If the condition from the last <if> or <switch> was false, process XML. |
| <switch> | If a name value exists, process XML. Attributes <ul style="list-style-type: none"> name. (Required) The name of the main item to compare in <case> subelements. |
| <case> | If the comparison condition is true, process XML, then stop processing the rest of <switch>. Attributes <ul style="list-style-type: none"> text. (Required) The text to compare to the name item of <switch>. |
| <default> | If all <case> conditions were false, process XML. This element must be the last element in <switch>, after all the <case> elements. Any <case> elements after the <default> element are ignored. |
| <for> | If a name value exists, process XML. Process for each part of the name item. Attributes <ul style="list-style-type: none"> name. (Required) The name of the main item. max. (Optional) The maximum index to process. By default, all are processed. |
| <index> | Output <for> loop index (1-based). <index> is only valid within a <for> element. |

Control Elements

The following table lists the valid control elements.

Control Elements

| Element | Description |
|---------|---|
| <call> | Call another XML template. You can nest templates up to 10 levels deep. Attributes <ul style="list-style-type: none"> file. (Required) The template file name. This name must be unique. |
| <log> | Log message to the NSF log file. Attributes <ul style="list-style-type: none"> text. (Required) The text to log. type. (Optional) The type of log message. The following values are valid: <ul style="list-style-type: none"> ERROR WARN INFO DIAG (the default option) DEBUG DUMP |
| <quit> | Stop processing the template. Exits without error. Attributes <ul style="list-style-type: none"> text. (Optional) The text to log. type. (Optional) The type of log message. See <log>, above. |
| <stop> | Stop processing the template. Exits with an ERROR log message. Attributes <ul style="list-style-type: none"> text. (Required) The text to log. |

Data Elements

The following table lists the valid data elements.

Data elements

| Element | Description |
|---------|--|
| <text> | Output text. Attributes <ul style="list-style-type: none"> name. (Required if there is no parent) The name of the item to output. |

Data elements, continued

| Element | Description |
|----------|---|
| <rich> | <p>Output rich text (MHTML). Images are output in the next part or parts of the MHTML, after the first <HTML> part.</p> <p>Attributes</p> <ul style="list-style-type: none"> • name. (Required if there is no parent) The name of the item to output. |
| <body> | <p>Output the message body in rich text (MHTML). As with <rich>, above, images are output in the next part or parts of the MHTML.</p> |
| <form> | <p>Output the message form (usually \$Body field) in rich text (MHTML).</p> <p>Attributes</p> <ul style="list-style-type: none"> • name. (Required if there is no parent) The name of the item to output. |
| <addr> | <p>Output an address.</p> <p>Attributes</p> <ul style="list-style-type: none"> • name. (Required if there is no parent) The name of the item to output. • type. (Optional) The type of address to output. Set this attribute to CN (Common Name), which is the only supported type. |
| <name> | <p>Output the name of the last name item, or in other words the current main item. The item must exist.</p> |
| <format> | <p>Set the default format for <date> and <date_kv>. This element does not set the <text> format. See Date and Time Formats, on page 363 for a list of all Notes and KeyView date and time formats and integer values.</p> <p>Attributes</p> <ul style="list-style-type: none"> • format. (Optional. Omit to reset to defaults) The Notes and KeyView date and time format. You can set the following formats: <ul style="list-style-type: none"> ◦ TD=int. The Time Date format (TDFMT_*) ◦ TS=int. The Time Show format (TSFMT_*) ◦ TT=int. The Time Time format (TTFMT_*) ◦ TZ=int. The Time Zone format (TZFMT_*) ◦ KV=int. The KeyView date and time format <p>where int is an integer value that corresponds to the desired format.</p> <p>Separate multiple formats with commas. For example:</p> <p>format="TD=0, TS=2, TT=1, TZ=1, KV=55"</p> |
| <date> | <p>Output a Notes date.</p> |

Data elements, continued

| Element | Description |
|------------|---|
| | <p>Attributes</p> <ul style="list-style-type: none"> • name. (Required if there is no parent) The name of the item to output. • format. (Optional) See <format>, on the previous page. You can set the following values: <ul style="list-style-type: none"> ◦ TD ◦ TS ◦ TT ◦ TZ |
| <date_kv> | <p>Output a KeyView date.</p> <p>Attributes</p> <ul style="list-style-type: none"> • name. (Required if there is no parent) The name of the item to output. • format. (Optional) See <format>, on the previous page. You can set the following values: <ul style="list-style-type: none"> ◦ TZ ◦ KV |
| <time> | <p>Output a time range, for example 1 hour, 30 minutes.</p> <p>Attributes</p> <ul style="list-style-type: none"> • name. (Required if there is no parent) The item name of the start date or time. • item. (Required) The item name of the end date or time. |
| <zone> | <p>Output a Notes time zone mnemonic, for example MST.</p> <p>Attributes</p> <ul style="list-style-type: none"> • name. (Required if there is no parent) The name of date item to output. |
| <zone_UTC> | <p>Output a time zone as UTC, for example (UTC-06:00).</p> |
| <logo> | <p>Output the mail header logo.</p> <p>The image link is included in the output; the actual image is output to a different part of the MHTML subfile.</p> |
| <image> | <p>Output an image.</p> <p>The image link is included in the output; the actual image is output to the MHTML next part, as with <rich>, on the previous page and <body>, on the previous page.</p> |
| <image_> | <p>Output an image URI, in quotation marks. The actual image is output to a different</p> |

Data elements, continued

| Element | Description |
|---------|--|
| uri> | <p>part of the MHTML subfile.</p> <p>Attributes</p> <ul style="list-style-type: none"> • link. (Required if there is no file) The image link, such as a form or title name. For example: • link="StdNotesLtr0" • file. (Required if there is no link) The name of the image file. The file must exist in the ../../templates/images directory. For example: • file="boxcheck.gif" |

Date and Time Formats

This section lists the supported Notes and KeyView date and time formats for use with <format>, <date>, and <date_kv>.

Lotus Notes Date and Time Formats

This section lists supported Lotus Notes date and time formats, and the integer values that specify each one.

Lotus Notes date and time formats

| Format | Integer Value | Description |
|-----------------|---------------|---|
| TDFMT_FULL | 0 | (The Notes default) Year, month, and day |
| TDFMT_CPARTIAL | 1 | Month and day, year if not this year |
| TDFMT_PARTIAL | 2 | Month and day |
| TDFMT_DPARTIAL | 3 | Year and month |
| TDFMT_FULL4 | 4 | Four-digit year, month, and day |
| TDFMT_CPARTIAL4 | 5 | Month and day, four-digit year if not this year |
| TDFMT_DPARTIAL4 | 6 | Four-digit year and month |

Lotus Notes date and time formats, continued

| Format | Integer Value | Description |
|-----------------|---------------|---|
| TTFMT_FULL | 0 | (Notes default) Hour, minute, and second |
| TTFMT_PARTIAL | 1 | Hour and minute |
| TTFMT_HOUR | 2 | Hour |
| TZGMT_NEVER | 0 | (Notes default) All time zones are converted to the current time zone |
| TZGMT_SOMETIMES | 1 | Show only when outside the current time zone |
| TZGMT_ALWAYS | 2 | Show for all time zones |
| TSFMT_DATE | 0 | Date |
| TSFMT_TIME | 1 | Time |
| TSFMT_DATETIME | 2 | (The Notes default) Date and time |
| TSFMT_CDATETIME | 4 | Date and time, or time today or time yesterday |

KeyView Date and Time Formats

This section lists KeyView date and time formats. The KeyView formats use the following syntax:

- Month
 - Month = full month name
 - Mon = abbreviated month name
 - m = month (number)
 - mm = two-digit month (leading 0)
- Weekday
 - Weekday = full weekday name
 - wday = abbreviated weekday name
- Year
 - yy = two-digit year
 - yyyy = four-digit year
- >Day
 - d = day (number)
 - dd = two-digit day (leading 0)
- Time
 - h = 12-hour
 - H = 24-hour

- m = minutes
- s = seconds
- P = AM/PM
- p = am/pm
- Separators
- _ = space
- c = comma
- / = slash
- = dash
- . = dot

KeyView date and time formats

| Format | Output | Integer Value |
|--|------------|---------------|
| 12-Hour and 24-Hour Time Formats | | |
| KVDTF_P | P | 1 |
| KVDTF_P_hmm | P h:mm | 2 |
| KVDTF_hmm_P | h:mm P | 3 |
| KVDTF_P_hhmm | P hh:mm | 4 |
| KVDTF_hhmm_P | hh:mm P | 5 |
| KVDTF_P_hmmss | P h:mm:ss | 6 |
| KVDTF_hmmss_P | h:mm:ss P | 7 |
| KVDTF_P_hhmmss | P hh:mm:ss | 8 |
| KVDTF_hhmmss_P | hh:mm:ss P | 9 |
| KVDTF_Hmm | H:mm | 10 |
| KVDTF_HHmm | HH:mm | 11 |
| KVDTF_mmss | mm:ss | 12 |
| KVDTF_Hmmss | H:mm:ss | 13 |
| KVDTF_HHmss | HH:mm:ss | 14 |
| Numerical Date Formats with Slashes | | |
| KVDTF_mmsdd | mm/dd | 15 |
| KVDTF_msdsyy | m/d/yy | 16 |

KeyView date and time formats, continued

| Format | Output | Integer Value |
|-------------------------|---------------------|----------------------|
| KVDTF_mmsddsyy | mm/dd/yy | 17 |
| KVDTF_mmsddsyyyy | mm/dd/yyyy | 18 |
| KVDTF_ddsmm | dd/mm | 19 |
| KVDTF_ddsmsyy | dd/mm/yy | 20 |
| KVDTF_ddsmsyy_Hmm | dd/mm/yy H:mm | 21 |
| KVDTF_ddsmm_P_hmm | dd/mm P h:mm | 22 |
| KVDTF_ddsmm_hmm_P | dd/mm h:mm P | 23 |
| KVDTF_ddsmm_P_hhmm | dd/mm P hh:mm | 24 |
| KVDTF_ddsmm_hhmm_P | dd/mm hh:mm P | 25 |
| KVDTF_ddsmsyy_P_hmm | dd/mm/yy P h:mm | 26 |
| KVDTF_ddsmsyy_hmm_P | dd/mm/yy h:mm P | 27 |
| KVDTF_ddsmsyy_P_hmmss | dd/mm/yy P h:mm:ss | 28 |
| KVDTF_ddsmsyy_hmmss_P | dd/mm/yy h:mm:ss P | 29 |
| KVDTF_ddsmsyy_P_hhmmss | dd/mm/yy P hh:mm:ss | 30 |
| KVDTF_ddsmsyy_hhmmss_P | dd/mm/yy hh:mm:ss P | 31 |
| KVDTF_yysmmsdd_P_hhmmss | yy/mm/dd P hh:mm:ss | 32 |
| KVDTF_yysmmsdd_hhmmss_P | yy/mm/dd hh:mm:ss P | 33 |
| KVDTF_msdsyy_Hmm | m/d/yy H:mm | 34 |
| KVDTF_mmsddsyy_Hmm | mm/dd/yy H:mm | 35 |
| KVDTF_msdsyy_P_hmm | m/d/yy P h:mm | 36 |
| KVDTF_msdsyy_hmm_P | m/d/yy h:mm P | 37 |
| KVDTF_mmsddsyy_hmm_P | mm/dd/yy h:mm P | 38 |
| KVDTF_mmsdd_P_hhmm | mm/dd P hh:mm | 39 |
| KVDTF_mmsdd_hhmm_P | mm/dd hh:mm P | 40 |
| KVDTF_mmsddsyy_P_hhmmss | mm/dd/yy P hh:mm:ss | 41 |
| KVDTF_mmsddsyy_hhmmss_P | mm/dd/yy hh:mm:ss P | 42 |

KeyView date and time formats, continued

| Format | Output | Integer Value |
|--|---------------------|----------------------|
| KVDTF_msd | m/d | 43 |
| KVDTF_yysm | yy/m | 44 |
| KVDTF_yysmm | yy/mm | 45 |
| KVDTF_yysmsd | yy/m/d | 46 |
| KVDTF_yysmmsdd | yy/mm/dd | 47 |
| KVDTF_yyyysmmsdd | yyyy/mm/dd | 48 |
| Numerical Date Formats with Dashes | | |
| KVDTF_ddammayy | dd-mm-yy | 49 |
| KVDTF_mmadd | mm-dd | 50 |
| KVDTF_mmayy | mm-yy | 51 |
| KVDTF_yyammadd | yy-mm-dd | 52 |
| KVDTF_yyyymmadd | yyyy-mm-dd | 53 |
| KVDTF_yyyymmaddaHHmmss | yyyy-mm-dd-HH:mm:ss | 54 |
| Numerical Date Formats with Dots | | |
| KVDTF_yyomod | yy.m.d | 55 |
| KVDTF_yyommodd | yy.mm.dd | 56 |
| KVDTF_mod | m.d | 57 |
| KVDTF_mmodd | mm.dd | 58 |
| Numerical and String Date Formats with Dashes, Commas, and Spaces | | |
| KVDTF_ddaMon | dd-Mon | 59 |
| KVDTF_daMonayy | d-Mon-yy | 60 |
| KVDTF_ddaMonayy | dd-Mon-yy | 61 |
| KVDTF_ddaMonayyyy | dd-Mon-yyyy | 62 |
| KVDTF_Mon | Mon | 63 |
| KVDTF_Monayy | Mon-yy | 64 |
| KVDTF_Monayyyy | Mon-yyyy | 65 |

KeyView date and time formats, continued

| Format | Output | Integer Value |
|------------------------------|------------------------|----------------------|
| KVDTF_Monaddayy | Mon-dd-yy | 66 |
| KVDTF_yyammadd_P_hhmmss | yy-mm-dd P hh:mm:ss | 67 |
| KVDTF_mmadd_P_hhmm | mm-dd P hh:mm | 68 |
| KVDTF_Mon_yy | Mon yy | 69 |
| KVDTF_Monc_yy | Mon, yy | 70 |
| KVDTF_Month | Month | 71 |
| KVDTF_Monthayy | Month-yy | 72 |
| KVDTF_Month_yy | Month yy | 73 |
| KVDTF_Monthc_yy | Month, yy | 74 |
| KVDTF_Monthayyyy | Month-yyyy | 75 |
| KVDTF_Month_yyyy | Month yyyy | 76 |
| KVDTF_Monthc_yyyy | Month, yyyy | 77 |
| KVDTF_Mon_dc_yyyy | Mon d, yyyy | 78 |
| KVDTF_d_Monc_yyyy | d Mon, yyyy | 79 |
| KVDTF_yyyy_Mon_d | yyyy Mon d | 80 |
| KVDTF_Month_dc_yyyy | Month d, yyyy | 81 |
| KVDTF_d_Monthc_yyyy | d Month, yyyy | 82 |
| KVDTF_yyyy_Month_d | yyyy Month d | 83 |
| Weekday Date Formats | | |
| KVDTF_wday | wday | 84 |
| KVDTF_Weekday | Weekday | 85 |
| KVDTF_wdayc_Mon_dc_yyyy | wday, Mon d, yyyy | 86 |
| KVDTF_Weekdayc_Month_dc_yyyy | Weekday, Month d, yyyy | 87 |
| KVDTF_Weekdayc_d_Monthc_yyyy | Weekday, d Month, yyyy | 88 |

Appendix F: Export Tokens

This section contains an alphabetized list of the Export tokens.

Tokens are special strings inserted into the `KVXMLTemplate` structure, `XmlTemplateInfo` class, and template files. They are placeholders for markup that appears in the XML output. For example, the `$CHARSET` token marks the place in the XML output where the name of the source document's character set is inserted. It would be used in the tag `<charset=$CHARSET>`.

Word documents are split into blocks by heading level. By default, each section of text between Heading Level 1 headings will be a single block.

See the template files for examples of how to use tokens.

Export Tokens

| Token | Description |
|----------------------------|--|
| <code>\$ANCHOR</code> | Inserts an anchor for a heading level (h2-h6) for the current block. |
| <code>\$BASE</code> | Inserts the base URL for the XML file. Use in the <code><base href=xx></code> tag. |
| <code>\$CHARSET</code> | Inserts the character set of the source document, if that information is ascertainable. Document Readers, on page 308 lists the file formats for which character set information can be determined. |
| <code>\$CONTENT</code> | Inserts the content of the metadata field specified by the <code>\$NAME</code> token. This token is used in conjunction with the <code>\$SUMMARY</code> , <code>\$USERSUMMARY</code> , and <code>\$NAME</code> tokens to insert source document metadata into the XML output. An example of this token's use is: <pre>pszUserSummary=<MetaData name="\$NAME" content="\$CONTENT"></pre> Document Readers, on page 308 lists file formats that support metadata. |
| <code>\$ENDNOTE</code> | Inserts endnotes from the current block at this point in the output stream. Currently implemented for Microsoft Word documents only. |
| <code>\$ENDNOTEALL</code> | Inserts all endnotes at this point in the output stream. Currently implemented for Microsoft Word documents only. |
| <code>\$FOOTER</code> | Inserts the footer from the current block at this point in the output stream. |
| <code>\$FOOTNOTE</code> | Inserts footnotes from the current block at this point in the output stream. Currently implemented for Microsoft Word documents only. |
| <code>\$FOOTNOTEALL</code> | Inserts all footnotes at this point in the output stream. Currently implemented for Microsoft Word documents only. |
| <code>\$HEADER</code> | Inserts the header from the current block at this point in the output stream. |

Export Tokens, continued

| Token | Description |
|---------------------|--|
| \$MAINURL | Inserts the URL to the file containing the start of the generated XML, that is, the main output stream. |
| \$NAME | <p>Inserts the name of a metadata field. This token is used in conjunction with the \$SUMMARY, below, \$USERSUMMARY, on the next page, and \$CONTENT, on the previous page tokens to insert source document metadata into the XML output. An example of this token's use is:</p> <pre>pszUserSummary=<MetaData name="\$NAME" content="\$CONTENT"></pre> <p>The section Document Readers, on page 308 lists file formats that support metadata.</p> |
| \$NEXT | Inserts the anchor to the next block. If this is the last block, a link to the first block is inserted. |
| \$PREV | Inserts the anchor to the previous block. If the current block is the first block, a link to the last block is inserted. |
| \$STYLESHEET | Inserts the path to the style sheet. |
| \$SUMMARY | <p>Inserts the data from standard metadata fields using the markup provided in the pszUserSummary member of the structure KVXMLTemplate. Standard fields are enumerated from 0 to 33 in KVSumType in kvtypes.h. See the tokens \$USERSUMMARY, on the next page, \$NAME, above, and \$CONTENT, on the previous page.</p> <p>The section Document Readers, on page 308 lists file formats that support metadata.</p> |
| \$SUMMARY <i>NN</i> | <p>Inserts the data from a <i>specified</i> metadata field. <i>NN</i> is a number from 0 through 33 enumerated in the KVSumType structure in kvtypes.h. An example of this token's use is:</p> <pre>pszMainTop= <title> \$SUMMARY01 </head> <body></pre> <p>The section Document Readers, on page 308 lists file formats that support metadata.</p> |
| \$SPLITBLOCKNUMBER | Inserts the page number for each block generated as a result of bHardPageMakesNewBlock or lcbBlockSize. |
| \$TOC | Inserts the table of contents at this point in the current output stream. This token is typically embedded in pszMainTop. |
| \$TOCB | Inserts the table of contents at this point for the current block. |
| \$TOCBE | Inserts the beginning entry for the table of contents at this point in the current output stream. |

Export Tokens, continued

| Token | Description |
|---------------|--|
| \$TOCE | Inserts a table of contents entry at this point in the current output stream. |
| \$TOCTE | Inserts a text entry without XML markup at this point in the current output stream. |
| \$TOCPE | Inserts a partial table of contents entry at this point in the current output stream. XML tags are removed; however, character entities are retained. This enables angle brackets to appear in the table of contents entries (for example, <text>). Without this token, <text> would be interpreted as a non-valid XML tag and would be ignored by the browser. |
| \$TOPANCHOR | Inserts the anchor for the top heading level (h1) for the current block. |
| \$USERCB | Triggers the callback function <code>UserCB()</code> and identifies the callback used in the function. |
| \$USERSUMMARY | <p>Inserts the data from <i>every</i> valid non-standard metadata field using the markup provided in the <code>pszUserSummary</code> member of the <code>KVXMLTemplate</code> structure. Non-standard metadata are any fields not listed from 0 to 33 in <code>KVSumType</code>, such as user-defined fields (for example, custom property fields in Word documents), or fields that are unique to a particular file type (for example, "Artist" or "Genre" fields in MP3 files). See the tokens \$SUMMARY, on the previous page, \$NAME, on the previous page, and \$CONTENT, on page 369.</p> <p>The section Document Readers, on page 308 lists file formats that support metadata.</p> |
| \$XANCHOR | <p>Inserts the anchor to an extra file into the XML output.</p> <p>The contents of the extra file is defined by <code>pszXFile</code>, and the block generated by this token is defined by <code>pszXStartBlock</code> and <code>pszXEndBlock</code>.</p> |

Appendix G: File Format Detection

This section describes how file formats are detected in the KeyView Export SDK.

- [Introduction](#) 372
- [Extract Format Information](#) 372
- [Determine Format Support](#) 372
- [Translate Format Information](#) 375
- [Determine a Document Reader](#) 376
- [Additional Format Information](#) 376

Introduction

The KeyView format detection module (`kwad`) detects a file's format, and reports the information to the API, which in turn reports the information to the developer's application. If the detected format is supported by the KeyView SDK, the detection module also loads the appropriate structured access layer and document reader for further processing.

For a list of supported formats, see [Document Readers, on page 308](#).

Extract Format Information

You can extract format information from a document by using the `fpGetStreamInfo()` function. If required, this format information can then be reported to the developer's application. The `fpGetStreamInfo()` function extracts format information, such as file class, format, and version, and populates the `ADDOCINFO` structure. This structure is defined in the `adinfo.h` header file.

For information on how to translate the extracted format information, see [Translate Format Information, on page 375](#).

Determine Format Support

After the file format is extracted, the detection module uses the `formats_e.ini` file to determine whether the format is supported by KeyView, and the appropriate structured access layer and reader to load.

The `formats_e.ini` file is in the directory `install\OS\bin`, where `install` is the path name of the Export installation directory and `OS` is the name of the operating system. It contains the following information:

- Coded format information. To translate this information, see [Translate Format Information, on page 375](#).
- The reader associated with each format. See [Determine a Document Reader, on page 376](#).
- Configuration parameters for out-of-process conversions.
- Locale settings for internal use.

Below are some entries from the `formats_e.ini` file:

```
123=mw
152=xyw
178=wp6
189=mw6
2=af
200=pdf
205=mb
210=htm
251=htm
```

NOTE: The `formats_e.ini` file applies to all formats except graphics. Detection of graphics formats is handled by an internal module named KeyView Picture Interchange Format (KPIF).

Refine Detection of Text Files

During text detection, KeyView analyzes the first 1 kB and last 1 kB of data in a document; if less than 10% of that data consists of non-ASCII characters, KeyView detects the document as a text file.

However, depending on the type of documents you are working with, the default settings might not provide the desired level of accuracy. Configuration flags allow you to change the amount of data to read at the end of a file, the percentage of non-ASCII characters permitted in a text file, and whether to use or ignore the file extension to determine the document format.

Change the Amount of File Data to Read

During file detection, KeyView reads characters from the beginning and end of a file—by default, it reads the first and last 1,024 bytes of data. Large text files might contain many irrelevant characters at the end of a file, so KeyView might not accurately detect the file format. You can set a configuration flag to increase the amount of data to read from the end of a file during detection.

To change the amount of data to read during detection

- In the `formats_e.ini` file, set the following flag in the `detection_flags` section:

```
[detection_flags]
non_ascii_chars_end_block_size=kB
```

where *kB* is the number of kilobytes to read from the end of the file, from 0 to 10. The default value is 1.

NOTE: The file size must be greater than the value specified in the flag. If the flag value is greater than the file size, KeyView does not use the flag.

Change the Percentage of Allowed Non-ASCII Characters

By default, if less than 10% of the analyzed data in a document consists of non-ASCII characters, it is detected as a text file. Depending on the type of files you are working with, changing the default percentage might increase detection accuracy.

To change the percentage of non-ASCII characters allowed in text files

- In the `formats_e.ini` file, set the following flag in the `detection_flags` section:

```
[detection_flags]
non_ascii_chars_in_text=N
```

where *N* is the percentage of non-ASCII characters to allow in text files. Files that contain a lower percentage of non-ASCII characters than *N* are detected as text files. The default value is 10.

Use the File Extension for Detection

Sometimes KeyView detects certain file formats (such as CSV) as ASCII because of the content of the documents. In such cases, you can configure KeyView to use the file extension to determine the document format. Using the file extension can improve detection of formats such as CSV, but might not detect text files successfully if they have incorrect file extensions.

To use the file extension for ASCII files during detection

- In the `formats.ini` file, set the following flag in the `detection_flags` section:

```
[detection_flags]
use_extension_for_ascii=1
```

The default is 0 (do not use the file extension).

Allow Consecutive NULL Bytes in a Text File

By default, if a document contains consecutive NULL bytes, it is not detected as text. Depending on the type of files you are working with, changing the default might increase detection accuracy.

To allow consecutive NULL bytes of ASCII characters in text files

In the `formats.ini` file, set the following flag in the `detection_flags` section:

```
[detection_flags]
ascii_allow_null_bytes=1
```

The default value is 0 (do not allow consecutive NULL bytes).

Translate Format Information

Format information can include file attributes in the following categories:

- Major format
- File class
- Minor format
- Major version
- Minor version

Not all categories are required. Many formats only include major format and file class, or major format only.

The format information has the following structure:

```
MajorFormat.FileClass.MinorFormat.MajorVersion.MinorVersion
```

For example:

```
81.2.0.9.0
```

Each number in the format information represents a file attribute. The entry 81.2.0.9.0 represents a Lotus 1-2-3 Spreadsheet file version 9.0, where:

81 = Lotus 1-2-3 Spreadsheet (major format)

2 = Spreadsheet (file class)

0 = not defined (minor format)

9 = 9 (major version)

0 = 0 (minor version)

The example above applies to `formats_e.ini` file. When extracting format information by using the `fpGetStreamInfo()` function method, the same format information is represented as 294.2.0.9.

NOTE: The format values returned by `fpGetStreamInfo()` differ from those in `formats_e.ini` because the former defines a unique ID for each major format, whereas the latter uses a major version, minor version, and minor format to distinguish between formats.

Distinguish Between Formats

The `ADDDOCINFO` structure method provides a unique ID for each major format. For example, a call to `fpGetStreamInfo()` returns 351.1.0 for a Microsoft Word 2003 XML format. The major format 351 is unique to this format.

Unlike `ADDDOCINFO`, the `formats_e.ini` file distinguishes between formats by using the major version number. For example, in `formats_e.ini`, a Microsoft Word 2003 XML format is defined as 285.1.0.100.0. The major format 285 and file class 1 are the same values for generic XML. The major version 100 distinguishes the format as Microsoft Word 2003 XML.

The major version is used in `formats_e.ini` to specify the following formats:

- The Microsoft Office 2003 XML format has the same major format and file class as generic XML (285.1). It is distinguished from generic XML by using the following major versions:
 - Word: 100
 - Excel: 101
 - Visio: 110
- The XHTML format has the same major format and file class as HTML (210.1). It is distinguished from HTML by using the major version 100.

Determine a Document Reader

The format detection module uses the `formats_e.ini` file to determine whether a format is supported and which reader should be used to parse a format. The entries in the `formats_e.ini` file lists each format's coded value, and an abbreviation for the format's reader. For example:

```
81.2.0.9.0=1123
```

The reader abbreviation is a truncated version of the reader's library name. Adding "sr" to the end of an abbreviation creates the name of the reader. The example entry above specifies that a Lotus 1-2-3 Spreadsheet file version 9.0 is parsed by the Lotus 1-2-3 reader, 1123sr.

[Files Required for Redistribution, on page 377](#) lists the document readers provided with KeyView.

Additional Format Information

The `ADDOCINFO` class returns basic information about a document's format, but sometimes it can be useful to have additional information. The file `format_descriptions.tsv`, which can be found in the `bin` directory, provides a mapping between file format ID, human-readable format description, and the format's MIME type (if one exists). This file is in tab-delimited format, and the tab character will only appear as a delimiter. This information is available in the documentation (see the section [Supported Formats, on page 240](#)), but the TSV file provides it in a machine-readable format.

Appendix H: Files Required for Redistribution

This section lists the Export files that can be redistributed in your applications under the licensing agreement. Unless noted, these files are in the directory *install\OS\bin*, where *install* is the path of the Export installation directory and *OS* is the operating system platform.

- [Core Files](#)377
- [Support Files](#)378
- [Document Readers and Writers](#)380
- [Document Type Definition Files](#)387

NOTE: On Windows systems, the libraries are .dll files. On UNIX systems, the libraries are .so, .a, or .sl files.

Core Files

The following core files can be redistributed with your application.

| File | Description |
|------------------|--|
| formats_e.ini | Initialization file. For more information on this file, see Determine Format Support, on page 372 . |
| *htmlexport.* | Required by the Java API. |
| KeyView.jar | Interface for Java support. NOTE: This file can be found at the path <i>install/javaapi/KeyView.jar</i> where <i>install</i> is the Export SDK installation directory. |
| kpifcnvt.* | Graphic conversion routines. |
| kpifutil.* | Graphic utility routines. |
| kvdecrypt.* | Decryption utility functions |
| kvxtract.* | File Extraction interface. |
| kvexport.* | Export C API. Interface to the HTML and XML Export C APIs. |
| kvexportdotnet.* | Interface for .NET support. |

| File | Description |
|--------------|--|
| kvolefio.* | Embedded OLE object writer. |
| kvutil.* | Internal KeyView utility functions. |
| kvxpgsa.* | Interface between presentations or graphic readers and the Export API. |
| kvxml.* | XML Export C API. |
| kvxssa.* | Interface between spreadsheet readers and the Export API. |
| kvxwpsa.* | Interface between word processing readers and the Export API. |
| kvzip.* | Zip writer |
| kwad.* | File auto-recognition module. |
| regsvr32.exe | A Microsoft Windows program used to register in-process COM objects. |
| txtcnv.* | Converter for document token stream. |
| xmlcnv.* | XML converter for the document token stream. |
| *xmlexport.* | Required by the Java API. |
| vcredist* | (Windows platforms only) Microsoft Visual C++ Redistributable Packages. For more information about these files, see Software Dependencies, on page 17 . NOTE: The vcredist folder is located at the root of the SDK, and not in the bin directory. |

Support Files

The following support files can be redistributed with your application.

| File | Description |
|----------------|--|
| datafiles* | (Folder) Required by kvlangdetect. |
| NSFtemplates* | (Folder) Templates used by nsfsr to format Lotus mail notes. |
| 7z.* | Required by z7zsr and multiarcsr. |
| bentofio.* | Required by 1123sr.* and kppzrdr.*. |
| cbmap.map | Character mappings for Adobe Portable Document Format (PDF). |
| CEBDLL.dll | Required by cebsr. |

| File | Description |
|------------------------|--|
| chartbls.ux | Character mapping tables. |
| chmdll.* | Required by chmsr. |
| codeidentifierplugin.* | Required for source code identification. |
| cpstsdk* | Required by pstxsr. |
| DFECore.dll | Required by cebsr. |
| Filter.dll | Required by cebsr. |
| kp3dwrld.* | Required for 3D charts. |
| kpchtrdr.* | Required for all spreadsheets (chart support). |
| kpjavwrt.* | Java utility routines. |
| kpjpeg.* | JPEG file interchange format shared routines. |
| kppng.* | Portable Network Graphics (PNG) utilities. |
| kvlangdetect.* | Utility functions for language and character set detection. |
| kvxconfig.ini | Contains element extraction settings for source XML files. |
| kvgraph.* | Required for all spreadsheets (chart support). |
| kvpie.* | Required for all spreadsheets (chart support). |
| kvradar.* | Required for all spreadsheets (chart support). |
| kv.lic | Contains license information for KeyView products. This file is opened and validated when a KeyView API is used. |
| kvraster.class | Java program used to convert vector graphics on UNIX and Linux. |
| kvthread.* | Required for multithreaded out-of-process functionality. |
| kvVector.class | Java applet used to convert vector graphics on UNIX and Linux. |
| kvvector.jar | Java applet used to convert vector graphics on UNIX and Linux. This must reside in the output directory. |
| *langdetectext.* | Required by kvlangdetect.* |
| libcrypto* | SSL utility functions used by KeyView mail format readers. |
| libpff.* | Required by pffsr. |
| libstlport.so.1 | (Solaris platforms only) Solaris Studio Redistributable. This file is located in <i>install/OS/lib</i> . |
| oleaut32.* | Microsoft OLE Automation Controls. |

| File | Description |
|------------|--|
| olepro32.* | Microsoft OLE property support library. |
| servant.* | Executable required for out-of-process conversions. |
| unzipjpg.* | Required for JPEG decompression. |
| wpmap.* | Extended character mapping for WordPerfect and Corel Presentation. |
| xmlsh.* | Contains a library of content handlers for each XML file type. Required by the Expat XML parser. |

Document Readers and Writers

The following readers and writers can be redistributed with your application.

| File | Description |
|-----------|--|
| ad1sr.* | AD1 Evidence file reader |
| afsr.* | ASCII reader |
| assr.* | Applix spreadsheet reader |
| awsr.* | Applix Words reader |
| bkfsr.* | Microsoft Backup File reader |
| bmpsr.* | Windows bitmap (BMP) reader |
| bzip2sr.* | Bzip2 reader |
| cabsr.* | Microsoft Cabinet format reader |
| cebsr.* | Founder Chinese E-paper Basic reader |
| chmsr.* | Microsoft Compiled HTML Help reader |
| csvsr.* | Comma-Separated Values reader |
| dbfsr.* | dBase Database reader |
| dbxsr.* | Microsoft Outlook Express DBX reader |
| dcasr.* | Document Content Architecture/Revisable Form Text (DCA/RFT) reader |
| difsr.* | Data Interchange Format reader |
| dmgsr.* | Mac Disk Copy Disk Image File reader |

| File | Description |
|-------------|--|
| dw4sr.* | DisplayWrite 4 reader |
| dx1sr.* | Domino XML Language reader |
| em1sr.* | Microsoft Outlook Express (EML) reader. This is used to convert EML files when the MBX reader is not licensed. |
| emxsr.* | Legato EMailXtender archive (EMX) reader |
| encasesr.* | Expert Witness Compression Format (EnCase) v6 reader |
| encase2sr.* | Expert Witness Compression Format (EnCase) v7 reader |
| entsr.* | Microsoft Entourage Database Format reader |
| epubsr.* | Open Publication Structure eBook reader |
| foliosr.* | Folio Flat File reader |
| gdsiisr.* | Graphic Database System (GDSII) reader |
| gifsr.* | Graphics Interchange Format (GIF) reader |
| gwfssr.* | GroupWise FileSurf reader |
| h17sr.* | Health level7 reader (metadata only) |
| htmsr.* | HTML and XHTML reader |
| hwposr.* | Hangul 2002, 2005, 2007 reader |
| hwpsr.* | Hangul 97 reader |
| ichatsr.* | Apple iChat Log reader |
| icssr.* | Microsoft Outlook iCalendar reader |
| isosr.* | ISO-9660 CD Disc Image Format reader |
| iwss13sr.* | iWork 13 Numbers reader |
| iwsssr.* | Apple iWork Numbers reader |
| iwwp13sr.* | iWork 13 Pages reader |
| iwwpsr.* | Apple iWork Pages reader |
| jp2000sr.* | JPEG 2000 metadata reader |
| jpgsr.* | JPEG metadata reader |
| jtdsr.* | JustSystems Ichitaro reader |
| kpagrdr.* | Applix Presents reader |

| File | Description |
|---------------|---|
| kpan1rdr.* | Animated cursdr reader |
| kpbmprdr.* | Windows Bitmap reader |
| kpbmpwrt.* | Windows Bitmap writer |
| kpcdrdr.* | Corel Draw |
| kpcgmrdr.* | Computer Graphics Metafile reader |
| kpcgmwrt.* | Computer Graphics Metafile writer |
| kpdcxrdr.* | DCX (fax) reader |
| kpdwgrdr.* | AutoCAD Drawing format reader |
| kpdxfdrdr.* | AutoCAD Drawing Exchange format reader |
| kpemfrdr.* | Enhanced Metafile reader |
| kpemfwrt.* | Enhanced Metafile writer |
| kpepsrdr.* | Encapsulated PostScript (EPS) reader |
| kpgflrdr.* | OmniGraffle Picture reader |
| kpgifdrdr.* | Graphic Interchange Format (GIF) reader |
| kpgifwrt.* | Graphic Interchange Format (GIF) writer |
| kpicodrdr.* | Windows Icon reader |
| kpiwpgdrdr.* | Apple iWork Keynote reader |
| kpiwpg13rdr.* | Apple iWork Keynote 13 reader |
| kplibig2rdr.* | JBIG2 reader |
| kjpg2000rdr.* | JPEG 2000 reader |
| kjpggrdr.* | JPEG file interchange format reader |
| kjpggwrt.* | JPEG file interchange format writer |
| kpmacrdr.* | MacPaint reader |
| kpmsoodr.* | Microsoft Office Drawing Objects (office 97, 2000, and XP) reader |
| kpnbmrdr.* | IBM Notes Bitmap reader (for embedded images in DXL files) |
| kpodfrdr.* | Oasis Open Document Format presentation (ODP) reader |
| kpodardr.* | AutoCAD reader |

| File | Description |
|-------------|---|
| kpoxdrdr.* | Open Office XML Diagram Graphics reader |
| kpp40rdr.* | Microsoft PowerPoint PC 4.0 and PowerPoint Mac reader |
| kpp95rdr.* | Microsoft PowerPoint 95 reader |
| kpp97rdr.* | Microsoft PowerPoint 97 and higher reader |
| kppctrdr.* | Macintosh Quick Draw Picture (PICT) reader |
| kppcxrdr.* | PC Paintbrush (PCX) reader |
| kppdfdrdr.* | Adobe Portable Document File (PDF) graphic-based reader |
| kppdf2rdr.* | High-fidelity Adobe Portable Document File (PDF) graphic-based reader |
| kppicrdr.* | Pictor PC Paint format (PIC) reader |
| kppngrdr.* | Portable Network Graphics (PNG) reader |
| kppngwrt.* | Portable Network Graphics (PNG) writer |
| kpppxrdr.* | Microsoft PowerPoint XML reader 2007 |
| kpprerdr.* | Lotus Freelance Graphics for Windows V2.0 reader |
| kpprzrdr.* | Lotus Freelance Graphics 96/97/98 reader |
| kprawrdr.* | ODA Internal Raster (RAW) Picture reader |
| kpsddrdr.* | StarOffice Draw / Impress reader |
| kpsdwrdr.* | Lotus Ami Pro Graphics reader |
| kpsgirdr.* | SGI RGB reader |
| kpshwrdr.* | Corel Presentations reader |
| kpsprdr.* | Shape Stream reader |
| kpsvgwrt.* | Scalable Vector Graphics (SVG) writer |
| kpsunrdr.* | Sun Raster reader |
| kptgandr.* | Truevision Targa reader |
| kptifrdr.* | Tagged Image File Format (TIFF) reader |
| kpvsd2rdr.* | Microsoft Visio reader |
| kpvsdxrdr.* | Microsoft Visio 2013 reader |
| kpwg2rdr.* | WordPerfect Graphics 2 reader |
| kpwmfrdr.* | Windows Metafile reader |

| File | Description |
|--------------|---|
| kpwmfwrt.* | Windows Metafile writer |
| kpwpgdr.* | WordPerfect Graphics 1 reader |
| kpxfd1ldr.* | Extensible Forms Description Language reader |
| kvgzsr.* | GZIP reader |
| kvhqsr.* | BinHex reader |
| kvzeesr.* | UNIX Compress reader |
| l123sr.* | Lotus 123 v96/97/98 reader |
| lasr.* | Lotus AMI Pro reader |
| ltbenn30.dll | Lotus Word Pro support (supported on Windows x86 platform only) |
| ltscsn10.dll | Lotus Word Pro support (supported on Windows x86 platform only) |
| lwpapin.dll | Lotus Word Pro support (supported on Windows x86 platform only) |
| lwppann.dll | Lotus Word Pro support (supported on Windows x86 platform only) |
| lwpsr.dll | Lotus Word Pro reader (supported on Windows x86 platform only) |
| lzhsr.* | Microsoft Compression Folder reader |
| macbinsr.* | MacBinary reader |
| mbsr.* | Microsoft Word Macintosh reader |
| mbxsr.* | Mailbox (MBX) ¹ and Microsoft Outlook Express (EML) reader |
| mdbsr.* | Microsoft Access reader. |
| mhtsr.* | MIME HTML reader |
| mifsr.* | Adobe Maker Interchange Format reader |
| misr.* | Microsoft Word 2 reader |
| mp3sr.* | MP3 reader for metadata extraction |
| mppsрr.* | Microsoft Project reader |
| msgsr.* | Microsoft Outlook (MSG) reader |
| mspubsr.* | Microsoft Publisher reader |

¹This reader is an advanced feature and is sold and licensed separately from KeyView Export SDK.

| File | Description |
|--------------|---|
| msw6sr.* | Microsoft Works 6 and 2000 reader |
| mswsr.* | Microsoft Works V1 and 2 reader |
| multiarcsr.* | ARJ reader |
| mw6sr.* | Microsoft Word 95 reader |
| mw8sr.* | Microsoft Word 97, 2000, and XP reader |
| mwsr.* | Microsoft Word for DOS and Microsoft Write reader |
| mwssr.* | Microsoft Works Spreadsheet reader |
| mwxsr.* | Microsoft Word 2007 XML reader |
| nsfsr.* | IBM Notes Database reader ¹ |
| oa2sr.* | Fujitsu Oasys reader |
| odfssr.* | Oasis Open Document Format spreadsheets (ODS) reader |
| odfwpsr.* | Oasis Open Document Format word processing (ODT) reader |
| olesr.* | Embedded OLE object reader. |
| olmsr.* | Microsoft Outlook for Macintosh reader |
| onealtsr.* | Microsoft OneNote Alternate Format reader |
| onesr.* | Microsoft OneNote Format reader |
| onmsr.* | Legato EMailXtender Native Message reader |
| oo3sr.* | Omni Outliner reader |
| pbixsr.* | Microsoft Power BI file (PBIX) reader |
| pdf2sr.* | Alternative Adobe Portable Document Format file (PDF) reader |
| pdfsr.* | Adobe Portable Document File (PDF) reader |
| pffsr.* | Microsoft Outlook Offline Storage File reader |
| pfilesr.* | Microsoft Rights Management System encryption file reader |
| pngsr.* | Portable Network Graphics (PNG) reader |
| pstsr.dll | Microsoft Outlook Personal Folders file MAPI-based reader (supported on |

¹This reader is an advanced feature and is sold and licensed separately from KeyView Export SDK.

| File | Description |
|------------|--|
| | Windows platform only) ¹ |
| pstnsr.* | Microsoft Outlook Personal Folders file native reader ² |
| pstxsr.* | Microsoft Outlook Personal Folders file native reader ³ |
| qpssr.* | Quattro Pro spreadsheet reader |
| rarsr.* | RAR Archive reader |
| rtfsr.* | Microsoft Rich Text Format reader |
| skypesr.* | Skype log file reader |
| sosr.* | StarOffice/OpenOffice reader |
| starcsr.* | StarOffice Calc reader |
| starwsr.* | StarOffice Writer reader |
| swfsr.* | Macromedia Flash reader |
| tarsr.* | Tape archive reader |
| tifsr.* | TIFF reader (metadata only) |
| tnefsr.* | Transfer Neutral Encapsulation Format reader |
| unihtmsr.* | Unicode HTML reader |
| unisr.* | Unicode reader |
| unzip.* | Zip file reader |
| uudsr.* | UUEncoding reader |
| vsdsr.* | Microsoft Visio reader |
| vcfsr.* | Microsoft Outlook vCard Contact reader |
| wkssr.* | Lotus 1-2-3 v2.0 through 5.0 reader |
| wosr.* | WordPerfect 5.x reader |
| wp6sr.* | WordPerfect 6.0 through 10.0 reader |
| wpmsr.* | WordPerfect for Macintosh reader |

¹This reader is an advanced feature and is sold and licensed separately from KeyView Export SDK.

²This reader is an advanced feature and is sold and licensed separately from KeyView Export SDK.

³This reader is an advanced feature and is sold and licensed separately from KeyView Export SDK.

| File | Description |
|----------|--|
| xlsbsr.* | Microsoft Office 2007 Excel Binary Format reader |
| xlssr.* | Microsoft Excel reader |
| xlsxsr.* | Microsoft Excel 2007 XML reader |
| xmlsr.* | Generic XML reader |
| xpssr.* | XML Paper Specification reader |
| xywsr.* | XYWrite reader |
| yimsr.* | Yahoo! Instant Messenger reader |
| z7zsr.* | 7-Zip reader |

Document Type Definition Files

The following files related to the `verity.dtd` can be redistributed with your application.

| File | Description |
|------------------|--|
| Verity.dtd | The document type definition file that defines the structure of an XML document. XML document validity is based on the <code>Verity.dtd</code> . The <code>Verity.dtd</code> is required and must be in the same directory as the output XML file. |
| HTMLlat1x.ent | The file defining Latin characters. This file is referenced in the <code>verity.dtd</code> . This file is required and must be in the same directory as the <code>Verity.dtd</code> . |
| HTMLspecialx.ent | The file defining special characters. This file is referenced in the <code>verity.dtd</code> . This file is required and must be in the same directory as the <code>Verity.dtd</code> . |
| HTMLsymbolx.ent | The file defining symbols. This file is referenced in the <code>verity.dtd</code> . This file is required and must be in the same directory as the <code>Verity.dtd</code> . |
| wp.xml | The default style sheet for word processing documents. This file is optional and must be in the same directory as the output XML file. |
| pg.xml | The default style sheet for presentation graphics. This file is optional and must be in the same directory as the output XML file. |
| ss.xml | The default style sheet for spreadsheets. This file is optional and must be in the same directory as the output XML file. |

Appendix I: Password Protected Files

This section lists supported password-protected container and non-container files and describes how to open them.

- [Supported Password Protected File Types](#) 388
- [Open Password Protected Container Files](#) 389
- [Export Password Protected Files](#) 389

Supported Password Protected File Types

The following table lists the password-protected file types that KeyView supports.

Key to support table

| Symbol | Description |
|--------|--|
| Y | Format is supported. |
| N | Format is not supported. |
| S | Support for viewing subfiles. |
| V | Support for viewing content. |
| P | Password required. |
| C | Password and certificate or User ID file required. |

Supported password-protected file types

| File Type | Version | Filter | Export | Extract | View | Credentials |
|--------------------------------|---------|--------|--------|---------|------|-------------|
| PST (Windows) | n/a | N | N | Y | S | P |
| PST (non-Windows) ¹ | n/a | N | N | Y | S | N |
| ZIP | n/a | N | N | Y | S | P |
| 7-Zip | n/a | N | N | Y | S | P |

¹The native PST readers, pstxsr and pstnsr, do not require credentials to open password-protected PST files that use compressible encryption.

Supported password-protected file types, continued

| File Type | Version | Filter | Export | Extract | View | Credentials |
|------------------------|-------------------------|--------|--------|---------|------|-------------|
| RAR | n/a | N | N | Y | S | P |
| SMIME in MSG, EML, MBX | n/a | N | N | Y | N | C |
| Lotus Notes NSF | n/a | N | N | Y | N | C |
| Adobe PDF | n/a | Y | Y | Y | V | P |
| Microsoft Office | 97-2003 2007 2010 | Y | Y | Y | V | P |

Open Password Protected Container Files

This section describes how to extract password-protected container files using the C API. The following guidelines apply to specific file types.

- **Notes NSF files.** If you are running a Notes client with an active user connected to a Domino server, you must specify the user's password as a credential regardless of whether the NSF files you are opening are protected. This enables KeyView to access the Notes client and the IBM Notes API. If the Notes client is not running with an active user, KeyView does not require credentials to access the client.
- **PST files.** To open password-protected PST files that use high encryption (Microsoft Outlook 2003 only), you must use the MAPI-based PST reader (`pstsr`). The native PST readers (`pstxsr` and `psnstr`) do not support files that use high encryption and return the error message `KVERR_PasswordProtected` if a PST file is encrypted with high encryption.

To open container files

1. Define the credential information in the `KVOpenFileArg` data structure. See [KVOpenFileArg](#), on page 130.
2. Pass `KVOpenFileArg` to the `fpOpenFile()` function. See [fpOpenFile\(\)](#), on page 117.
3. Call `fpCloseFile()`. See [fpCloseFile\(\)](#), on page 108.

Export Password Protected Files

This section describes how to export password-protected non-container files with the C API.

To export password-protected files

1. Call the `fpInit()` or `fpInitWithLicenseData()` function.
2. Call the `KVXMLConfig()` function with the following arguments :

| Argument | Parameter |
|----------|--|
| nType | KVCFG_SETPASSWORD |
| nValue | TRUE |
| pData | The source file password. The password is a null-terminated string with a maximum length of 255 characters (the final byte is null). |

For example:

```
(*fpXMLConfig)(pKVXML, KVCFG_SETPASSWORD, TRUE, password);
```

where password is a null-terminated string of 255 or fewer characters.

3. Call the `fpConvertStream()` or `KVXMLConvertFile()` function.

Appendix J: Microsoft Rights Management Service Protected Files

This section contains information about KeyView support for Microsoft Rights Management Service (RMS).

- [Microsoft Azure Rights Management Service](#)391
- [Supported Formats](#)392

Microsoft Azure Rights Management Service

The Microsoft Rights Management Service (RMS) allows you to classify and optionally encrypt documents. This service forms the rights management part of Microsoft Azure Information Protection (AIP).

For many of the files that Azure RMS can classify and encrypt, KeyView can identify whether they have been encrypted with RMS encryption. It can also extract metadata (including the RMS classification) and XrML associated with the document.

For the KeyView XML Export C SDK, you can provide the credentials required to access protected files by using the `fpConfigureRMS` function . This function allows the XML Export and File Extraction API functions to operate on the protected data of the file.

When you use Azure RMS decryption, consider the following notes:

- Azure RMS decryption is licensed as an additional product. If your license does not allow for Azure RMS decryption, this function returns the extended error code `KVError_ReaderUsageDenied`.
- To access the protected content, KeyView must make an HTTP request. The time required to do so means that KeyView processes protected files slower than unprotected files.
- By default, KeyView uses the system proxy when it makes HTTP requests to obtain the key. You can also specify the proxy manually in the configuration file. See [Configure the Proxy for RMS, on page 98](#).
- This function is supported only on certain platforms, see [RMS Decryption](#) in the platform differences section.

CAUTION: When XML Export or File Extraction API functions access the protected contents of Azure RMS-protected files, KeyView may place decrypted contents into the temporary directory. If you want to manage the security of such files, you might want to change the temporary directory, by using `KVXMLConfig()`.

RMS Credentials

For KeyView to access the protected contents of Microsoft Azure Rights Management System (RMS) protected files, your end-user application must be registered on the relevant Azure domain. For more information about how to register an app, refer to the Microsoft documentation: <https://docs.microsoft.com/en-us/azure/active-directory/develop/quickstart-register-app>.

After you register an application, you can find the client and tenant IDs in the Azure Portal, in the Overview section. You can find the client secret in the Certificates & Secrets section.

CAUTION: This information is linked to the domain itself, rather than to a specific user. Providing this information allows KeyView to access the contents of all files protected by this domain. Therefore you must handle these three pieces of information securely.

Supported Formats

KeyView support for Azure RMS files depends on the encryption method that Azure RMS uses for each file type, and on whether the file is classified or protected. In Azure RMS, classified files have additional labels to inform users of their sensitivity, while protected files are encrypted so that only authorized users can view them.

In some cases, KeyView format detection returns a different file type depending on whether the file is classified or protected.

The following sections provide information about the Azure RMS support for different file types, and metadata support.

For more information about XrML extraction, see the `subFileType` member of the [KVSubFileInfo](#) structure.

Microsoft Office Files

The following table describes KeyView detected formats for Microsoft Office files that Azure RMS encrypts by creating an OLE container.

For these files:

- KeyView can get classification metadata.
- KeyView can detect whether the file is Azure RMS encrypted (the `kwindowsRMSEncrypted` flag).
- When you configure credentials through `fpConfigureRMS`, XML Export and File Extraction API functions can operate on the protected data of the file (see [fpConfigureRMS\(\)](#), on page 139). In this case, you can export, extract, and get summary information.

In most cases, KeyView can also extract the XrML file for these files when they are protected, and identify the XrML files as `KVSubFileType_XrML`.

| File extensions | Format detected when file is classified but not protected | Format detected when file is protected | XrML extraction |
|------------------------------|---|--|-----------------|
| docx, dotx | MS_Word_2007_Fmt | MS_Office_2007_Fmt | Yes |
| docm, dotm | MS_Word_Macro_2007_Fmt | MS_Office_2007_Fmt | Yes |
| pptx, potx, ppsx | MS_PPT_2007_Fmt | MS_Office_2007_Fmt | Yes |
| pptm, potm, ppsm | MS_PPT_Macro_2007_Fmt | MS_Office_2007_Fmt | Yes |
| vsdx | MS_Visio_2013_Fmt | MS_Office_2007_Fmt | Yes |
| vsdm, vssm, vssx, vstm, vstx | MS_Visio_2013_Macro_Fmt MS_Visio_2013_Stencil_Fmt MS_Visio_2013_Stencil_Macro_Fmt MS_Visio_2013_Template_Fmt MS_Visio_2013_Template_Macro_Fmt | MS_Office_2007_Fmt | Yes |
| xlsx, xltx | MS_Excel_2007_Fmt | MS_Office_2007_Fmt | Yes |
| xlsm, xlsb, xltm | MS_Excel_Macro_2007_Fmt MS_Excel_Binary_2007_Fmt | MS_Office_2007_Fmt | Yes |
| xps | MS_XPS_Fmt | MS_Office_2007_Fmt | Yes |
| doc, dot | MS_Word_95_Fmt MS_Word_97_Fmt MS_Word_2000_Fmt | MS_Word_95_Fmt MS_Word_97_Fmt MS_Word_2000_Fmt | Yes |
| ppt, pot, pps | PowerPoint_95_Fmt PowerPoint_97_Fmt | PowerPoint_95_Fmt PowerPoint_97_Fmt | Yes |
| xls, xla, xlam, xlt | Excel_Fmt Excel_Macro_Fmt Excel_95_Fmt Excel_97_Fmt Excel_2000_Fmt | Excel_Fmt Excel_Macro_Fmt Excel_95_Fmt Excel_97_Fmt Excel_2000_Fmt | Yes |

Implemented as pFile

The following table describes the KeyView detected formats for files that Azure RMS encrypts by creating a pFile around the document.

For these files:

- KeyView can get classification metadata.
- KeyView can detect whether the file is Azure RMS encrypted (the `kwindowsRMSEncrypted` flag).

- KeyView can extract the XrML if the file is protected.
- When you configure credentials through `fpConfigureRMS`, XML Export and File Extraction API functions can operate on the protected data of the file (see [fpConfigureRMS\(\)](#), on page 139). In this case, you can export, extract, and get summary information.

| File extensions | Format detected when file is classified but not protected | Format detected when file is protected | Notes |
|-----------------|--|--|--|
| pfile | n/a | RMS_Protected_Fmt | |
| vsd | MS_Visio_Fmt | RMS_Protected_Fmt | |
| vdw, vss, vst | MS_Visio_Fmt | RMS_Protected_Fmt | |
| mpp, mpt | MS_Project_4_Fmt MS_Project_41_Fmt MS_Project_98_Fmt MS_Project_2000_Fmt MS_Project_2007_Fmt | RMS_Protected_Fmt | |
| pub | MS_Publisher_98_Fmt | RMS_Protected_Fmt | |
| jpg | JPEG_File_Interchange_Fmt | RMS_Protected_Fmt | Protected format has extension pjpg. When classified but not protected, the classification metadata is XMP. |
| png | PNG_Fmt | RMS_Protected_Fmt | Protected format has extension ppng. |
| gif | GIF_89a_Fmt | RMS_Protected_Fmt | Protected format has extension pgif. |

| File extensions | Format detected when file is classified but not protected | Format detected when file is protected | Notes |
|-----------------|---|--|--|
| | | | When classified but not protected, the classification metadata is XMP. |
| tif | TIFF_Fmt | RMS_Protected_Fmt | Protected format has extension ptif. When classified but not protected, the classification metadata is XMP. |
| dng | TIFF_Fmt | RMS_Protected_Fmt | When classified but not protected, the classification metadata is XMP. |
| dwx | MS_XPS_Fmt | RMS_Protected_Fmt | When classified but not protected, dwfx is detected and treated as XPS. |
| psd, psb | PSD_Fmt | RMS_Protected_Fmt | When classified but not protected, the classification metadata is XMP. |

PDF Files

The following table describes the KeyView detected formats for PDF documents, which Azure RMS encrypts by creating an encrypted PDF (in which each stream and metadata value is encrypted), wrapped in a container PDF. KeyView allows you to extract the encrypted PDF from the container, and then for the extracted file:

- KeyView can detect whether the file is Azure RMS encrypted (the `kWindowsRMSEncrypted` flag).
- KeyView can extract the XrML if the file is protected.
- When you configure credentials through `fpConfigureRMS`, XML Export and File Extraction API functions can operate on the protected data of the file (see [fpConfigureRMS\(\), on page 139](#)). In this case you can export, extract, and get summary information for PDF formats.

| File extensions | Format detected when file is classified but not protected | Format detected when file is protected |
|-----------------|---|--|
| pdf | PDF_Fmt PDF_Portfolio_Fmt | PDF_Fmt PDF_Portfolio_Fmt |

Restricted Permission Messages

Azure RMS encrypts email messages by creating an encrypted `rmsg` attachment, which contains the original message body and attachments, attached to an unencrypted container message, which contains the message metadata. KeyView can extract the metadata and the encrypted `rmsg` from the container message, and then for the extracted `rmsg`:

- KeyView can detect that the file is Azure RMS encrypted (the `kWindowsRMSEncrypted` flag).
- When you configure credentials through `fpConfigureRMS`, File Extraction API functions can operate on the protected data of the file (see [fpConfigureRMS\(\), on page 139](#)). This allows you to extract the message body and attached files, but attached messages are not currently supported.

NOTE: Extraction of the XrML from the encrypted `rmsg` is not supported.

Send documentation feedback

If you have comments about this document, you can [contact the documentation team](#) by email. If an email client is configured on this system, click the link above and an email window opens with the following information in the subject line:

Feedback on Micro Focus IDOL KeyView 12.12 XML Export SDK C Programming Guide

Add your feedback to the email and click **Send**.

If no email client is available, copy the information above to a new message in a web mail client, and send your feedback to swpdl.idoldocsfeedback@microfocus.com.

We appreciate your feedback!